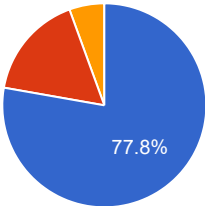
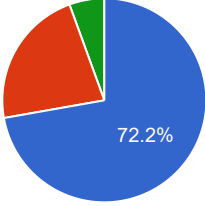
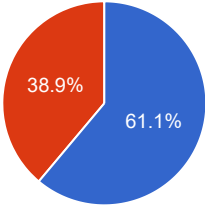
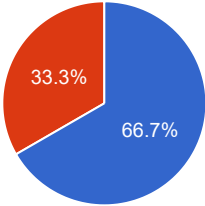
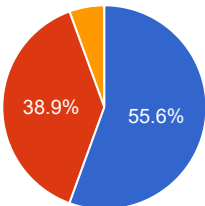
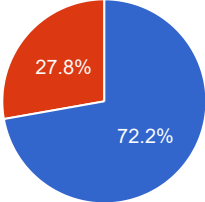
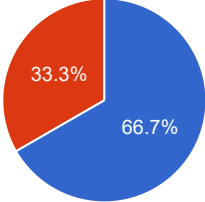
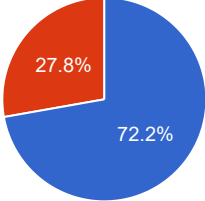
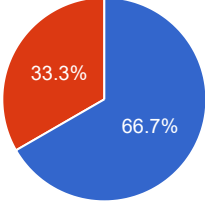
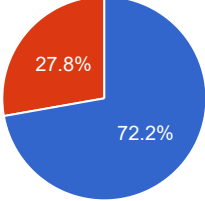
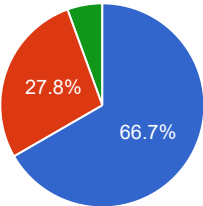
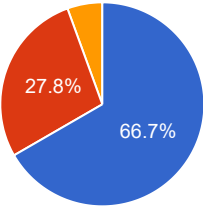
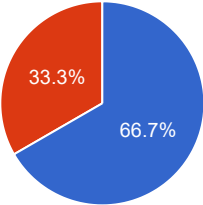
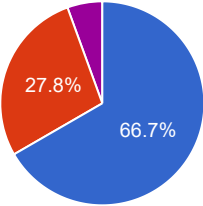
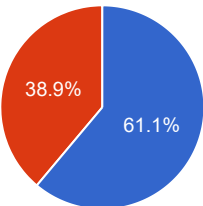


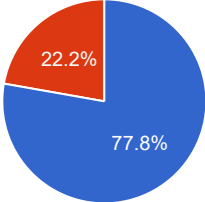
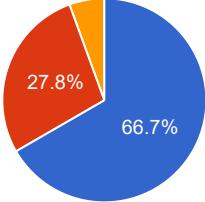
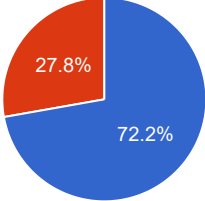
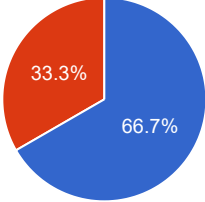
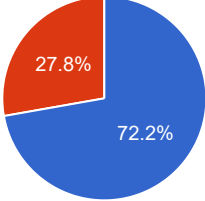
Course Evaluation - Program: 0222

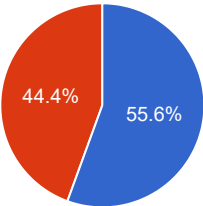
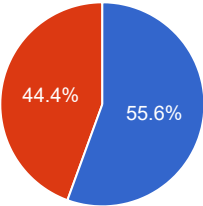
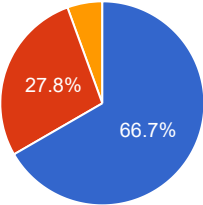
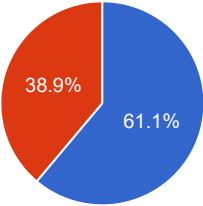
| Teacher Name: SIDRAH KANWAL | | Course ID: MTS-503 Course Title: Functional Analysis - I | | | Session: 2018 Fall | | | | | | | | | | | | | | | | | | |
|-------------------------------|--|---|--------|--------|--------------------|----------------|----|--------|-------|---|--------|-----------|---|--------|----------|---|-------|-------------------|---|----|--------------|--|--|
| Shift: After noon -- Section: | | Total Strength: 24 | | | Attempted: 18 | | | | | | | | | | | | | | | | | | |
| S.No | Question | Opinions | | | Chart | | | | | | | | | | | | | | | | | | |
| 1 | The course objectives were clear | <table border="1"> <thead> <tr> <th>Choice</th> <th>Number</th> <th>Percentage</th> </tr> </thead> <tbody> <tr> <td>Strongly Agree</td> <td>15</td> <td>83.33%</td> </tr> <tr> <td>Agree</td> <td>3</td> <td>16.67%</td> </tr> <tr> <td>Uncertain</td> <td>0</td> <td>0%</td> </tr> <tr> <td>Disagree</td> <td>0</td> <td>0%</td> </tr> <tr> <td>Strongly Disagree</td> <td>0</td> <td>0%</td> </tr> </tbody> </table> | Choice | Number | Percentage | Strongly Agree | 15 | 83.33% | Agree | 3 | 16.67% | Uncertain | 0 | 0% | Disagree | 0 | 0% | Strongly Disagree | 0 | 0% | <p>83.3%</p> | | |
| Choice | Number | Percentage | | | | | | | | | | | | | | | | | | | | | |
| Strongly Agree | 15 | 83.33% | | | | | | | | | | | | | | | | | | | | | |
| Agree | 3 | 16.67% | | | | | | | | | | | | | | | | | | | | | |
| Uncertain | 0 | 0% | | | | | | | | | | | | | | | | | | | | | |
| Disagree | 0 | 0% | | | | | | | | | | | | | | | | | | | | | |
| Strongly Disagree | 0 | 0% | | | | | | | | | | | | | | | | | | | | | |
| 2 | The Course workload was manageable | <table border="1"> <thead> <tr> <th>Choice</th> <th>Number</th> <th>Percentage</th> </tr> </thead> <tbody> <tr> <td>Strongly Agree</td> <td>10</td> <td>55.56%</td> </tr> <tr> <td>Agree</td> <td>4</td> <td>22.22%</td> </tr> <tr> <td>Uncertain</td> <td>3</td> <td>16.67%</td> </tr> <tr> <td>Disagree</td> <td>1</td> <td>5.56%</td> </tr> <tr> <td>Strongly Disagree</td> <td>0</td> <td>0%</td> </tr> </tbody> </table> | Choice | Number | Percentage | Strongly Agree | 10 | 55.56% | Agree | 4 | 22.22% | Uncertain | 3 | 16.67% | Disagree | 1 | 5.56% | Strongly Disagree | 0 | 0% | <p>55.6%</p> | | |
| Choice | Number | Percentage | | | | | | | | | | | | | | | | | | | | | |
| Strongly Agree | 10 | 55.56% | | | | | | | | | | | | | | | | | | | | | |
| Agree | 4 | 22.22% | | | | | | | | | | | | | | | | | | | | | |
| Uncertain | 3 | 16.67% | | | | | | | | | | | | | | | | | | | | | |
| Disagree | 1 | 5.56% | | | | | | | | | | | | | | | | | | | | | |
| Strongly Disagree | 0 | 0% | | | | | | | | | | | | | | | | | | | | | |
| 3 | The Course was well organized (e.g. timely access to materials, notification of changes, etc.) | <table border="1"> <thead> <tr> <th>Choice</th> <th>Number</th> <th>Percentage</th> </tr> </thead> <tbody> <tr> <td>Strongly Agree</td> <td>11</td> <td>61.11%</td> </tr> <tr> <td>Agree</td> <td>7</td> <td>38.89%</td> </tr> <tr> <td>Uncertain</td> <td>0</td> <td>0%</td> </tr> <tr> <td>Disagree</td> <td>0</td> <td>0%</td> </tr> <tr> <td>Strongly Disagree</td> <td>0</td> <td>0%</td> </tr> </tbody> </table> | Choice | Number | Percentage | Strongly Agree | 11 | 61.11% | Agree | 7 | 38.89% | Uncertain | 0 | 0% | Disagree | 0 | 0% | Strongly Disagree | 0 | 0% | <p>61.1%</p> | | |
| Choice | Number | Percentage | | | | | | | | | | | | | | | | | | | | | |
| Strongly Agree | 11 | 61.11% | | | | | | | | | | | | | | | | | | | | | |
| Agree | 7 | 38.89% | | | | | | | | | | | | | | | | | | | | | |
| Uncertain | 0 | 0% | | | | | | | | | | | | | | | | | | | | | |
| Disagree | 0 | 0% | | | | | | | | | | | | | | | | | | | | | |
| Strongly Disagree | 0 | 0% | | | | | | | | | | | | | | | | | | | | | |
| 4 | I participated actively in the Course | <table border="1"> <thead> <tr> <th>Choice</th> <th>Number</th> <th>Percentage</th> </tr> </thead> <tbody> <tr> <td>Strongly Agree</td> <td>13</td> <td>72.22%</td> </tr> <tr> <td>Agree</td> <td>4</td> <td>22.22%</td> </tr> <tr> <td>Uncertain</td> <td>1</td> <td>5.56%</td> </tr> <tr> <td>Disagree</td> <td>0</td> <td>0%</td> </tr> <tr> <td>Strongly Disagree</td> <td>0</td> <td>0%</td> </tr> </tbody> </table> | Choice | Number | Percentage | Strongly Agree | 13 | 72.22% | Agree | 4 | 22.22% | Uncertain | 1 | 5.56% | Disagree | 0 | 0% | Strongly Disagree | 0 | 0% | <p>72.2%</p> | | |
| Choice | Number | Percentage | | | | | | | | | | | | | | | | | | | | | |
| Strongly Agree | 13 | 72.22% | | | | | | | | | | | | | | | | | | | | | |
| Agree | 4 | 22.22% | | | | | | | | | | | | | | | | | | | | | |
| Uncertain | 1 | 5.56% | | | | | | | | | | | | | | | | | | | | | |
| Disagree | 0 | 0% | | | | | | | | | | | | | | | | | | | | | |
| Strongly Disagree | 0 | 0% | | | | | | | | | | | | | | | | | | | | | |

| 5 | I think I have made progress in this Course | <table border="1"> <thead> <tr> <th>Choice</th> <th>Number</th> <th>Percentage</th> </tr> </thead> <tbody> <tr> <td>Strongly Agree</td> <td>14</td> <td>77.78%</td> </tr> <tr> <td>Agree</td> <td>3</td> <td>16.67%</td> </tr> <tr> <td>Uncertain</td> <td>1</td> <td>5.56%</td> </tr> <tr> <td>Disagree</td> <td>0</td> <td>0%</td> </tr> <tr> <td>Strongly Disagree</td> <td>0</td> <td>0%</td> </tr> </tbody> </table> | Choice | Number | Percentage | Strongly Agree | 14 | 77.78% | Agree | 3 | 16.67% | Uncertain | 1 | 5.56% | Disagree | 0 | 0% | Strongly Disagree | 0 | 0% |  <p>77.8%</p> <ul style="list-style-type: none"> Stron... Agree Unce... |
|-------------------|---|---|--------|--------|------------|----------------|----|--------|-------|---|--------|-----------|---|-------|----------|---|-------|-------------------|---|----|---|
| Choice | Number | Percentage | | | | | | | | | | | | | | | | | | | |
| Strongly Agree | 14 | 77.78% | | | | | | | | | | | | | | | | | | | |
| Agree | 3 | 16.67% | | | | | | | | | | | | | | | | | | | |
| Uncertain | 1 | 5.56% | | | | | | | | | | | | | | | | | | | |
| Disagree | 0 | 0% | | | | | | | | | | | | | | | | | | | |
| Strongly Disagree | 0 | 0% | | | | | | | | | | | | | | | | | | | |
| 6 | I think the Course was well structured to achieve the learning outcomes (there was a good balance of lectures, tutorials, practical etc.) | <table border="1"> <thead> <tr> <th>Choice</th> <th>Number</th> <th>Percentage</th> </tr> </thead> <tbody> <tr> <td>Strongly Agree</td> <td>13</td> <td>72.22%</td> </tr> <tr> <td>Agree</td> <td>4</td> <td>22.22%</td> </tr> <tr> <td>Uncertain</td> <td>0</td> <td>0%</td> </tr> <tr> <td>Disagree</td> <td>1</td> <td>5.56%</td> </tr> <tr> <td>Strongly Disagree</td> <td>0</td> <td>0%</td> </tr> </tbody> </table> | Choice | Number | Percentage | Strongly Agree | 13 | 72.22% | Agree | 4 | 22.22% | Uncertain | 0 | 0% | Disagree | 1 | 5.56% | Strongly Disagree | 0 | 0% |  <p>72.2%</p> <ul style="list-style-type: none"> Stron... Agree Disa... |
| Choice | Number | Percentage | | | | | | | | | | | | | | | | | | | |
| Strongly Agree | 13 | 72.22% | | | | | | | | | | | | | | | | | | | |
| Agree | 4 | 22.22% | | | | | | | | | | | | | | | | | | | |
| Uncertain | 0 | 0% | | | | | | | | | | | | | | | | | | | |
| Disagree | 1 | 5.56% | | | | | | | | | | | | | | | | | | | |
| Strongly Disagree | 0 | 0% | | | | | | | | | | | | | | | | | | | |
| 7 | The learning and teaching methods encouraged participation | <table border="1"> <thead> <tr> <th>Choice</th> <th>Number</th> <th>Percentage</th> </tr> </thead> <tbody> <tr> <td>Strongly Agree</td> <td>11</td> <td>61.11%</td> </tr> <tr> <td>Agree</td> <td>7</td> <td>38.89%</td> </tr> <tr> <td>Uncertain</td> <td>0</td> <td>0%</td> </tr> <tr> <td>Disagree</td> <td>0</td> <td>0%</td> </tr> <tr> <td>Strongly Disagree</td> <td>0</td> <td>0%</td> </tr> </tbody> </table> | Choice | Number | Percentage | Strongly Agree | 11 | 61.11% | Agree | 7 | 38.89% | Uncertain | 0 | 0% | Disagree | 0 | 0% | Strongly Disagree | 0 | 0% |  <p>61.1%</p> <ul style="list-style-type: none"> Stron... Agree |
| Choice | Number | Percentage | | | | | | | | | | | | | | | | | | | |
| Strongly Agree | 11 | 61.11% | | | | | | | | | | | | | | | | | | | |
| Agree | 7 | 38.89% | | | | | | | | | | | | | | | | | | | |
| Uncertain | 0 | 0% | | | | | | | | | | | | | | | | | | | |
| Disagree | 0 | 0% | | | | | | | | | | | | | | | | | | | |
| Strongly Disagree | 0 | 0% | | | | | | | | | | | | | | | | | | | |
| 8 | The overall environment in the class was conducive to learning | <table border="1"> <thead> <tr> <th>Choice</th> <th>Number</th> <th>Percentage</th> </tr> </thead> <tbody> <tr> <td>Strongly Agree</td> <td>12</td> <td>66.67%</td> </tr> <tr> <td>Agree</td> <td>6</td> <td>33.33%</td> </tr> <tr> <td>Uncertain</td> <td>0</td> <td>0%</td> </tr> <tr> <td>Disagree</td> <td>0</td> <td>0%</td> </tr> <tr> <td>Strongly Disagree</td> <td>0</td> <td>0%</td> </tr> </tbody> </table> | Choice | Number | Percentage | Strongly Agree | 12 | 66.67% | Agree | 6 | 33.33% | Uncertain | 0 | 0% | Disagree | 0 | 0% | Strongly Disagree | 0 | 0% |  <p>66.7%</p> <ul style="list-style-type: none"> Stron... Agree |
| Choice | Number | Percentage | | | | | | | | | | | | | | | | | | | |
| Strongly Agree | 12 | 66.67% | | | | | | | | | | | | | | | | | | | |
| Agree | 6 | 33.33% | | | | | | | | | | | | | | | | | | | |
| Uncertain | 0 | 0% | | | | | | | | | | | | | | | | | | | |
| Disagree | 0 | 0% | | | | | | | | | | | | | | | | | | | |
| Strongly Disagree | 0 | 0% | | | | | | | | | | | | | | | | | | | |
| 9 | Classrooms were satisfactory | <table border="1"> <thead> <tr> <th>Choice</th> <th>Number</th> <th>Percentage</th> </tr> </thead> <tbody> <tr> <td>Strongly Agree</td> <td>10</td> <td>55.56%</td> </tr> <tr> <td>Agree</td> <td>7</td> <td>38.89%</td> </tr> <tr> <td>Uncertain</td> <td>1</td> <td>5.56%</td> </tr> <tr> <td>Disagree</td> <td>0</td> <td>0%</td> </tr> <tr> <td>Strongly Disagree</td> <td>0</td> <td>0%</td> </tr> </tbody> </table> | Choice | Number | Percentage | Strongly Agree | 10 | 55.56% | Agree | 7 | 38.89% | Uncertain | 1 | 5.56% | Disagree | 0 | 0% | Strongly Disagree | 0 | 0% |  <p>55.6%</p> <ul style="list-style-type: none"> Stron... Agree Unce... |
| Choice | Number | Percentage | | | | | | | | | | | | | | | | | | | |
| Strongly Agree | 10 | 55.56% | | | | | | | | | | | | | | | | | | | |
| Agree | 7 | 38.89% | | | | | | | | | | | | | | | | | | | |
| Uncertain | 1 | 5.56% | | | | | | | | | | | | | | | | | | | |
| Disagree | 0 | 0% | | | | | | | | | | | | | | | | | | | |
| Strongly Disagree | 0 | 0% | | | | | | | | | | | | | | | | | | | |

| 10 | Learning materials (Lesson Plans, Course Notes etc.) were relevant and useful | <table border="1"> <thead> <tr> <th>Choice</th> <th>Number</th> <th>Percentage</th> </tr> </thead> <tbody> <tr> <td>Strongly Agree</td> <td>13</td> <td>72.22%</td> </tr> <tr> <td>Agree</td> <td>5</td> <td>27.78%</td> </tr> <tr> <td>Uncertain</td> <td>0</td> <td>0%</td> </tr> <tr> <td>Disagree</td> <td>0</td> <td>0%</td> </tr> <tr> <td>Strongly Disagree</td> <td>0</td> <td>0%</td> </tr> </tbody> </table> | Choice | Number | Percentage | Strongly Agree | 13 | 72.22% | Agree | 5 | 27.78% | Uncertain | 0 | 0% | Disagree | 0 | 0% | Strongly Disagree | 0 | 0% |  <p>● Stron... ● Agree</p> |
|-------------------|--|--|--------|--------|------------|----------------|----|--------|-------|---|--------|-----------|---|----|----------|---|----|-------------------|---|----|---|
| Choice | Number | Percentage | | | | | | | | | | | | | | | | | | | |
| Strongly Agree | 13 | 72.22% | | | | | | | | | | | | | | | | | | | |
| Agree | 5 | 27.78% | | | | | | | | | | | | | | | | | | | |
| Uncertain | 0 | 0% | | | | | | | | | | | | | | | | | | | |
| Disagree | 0 | 0% | | | | | | | | | | | | | | | | | | | |
| Strongly Disagree | 0 | 0% | | | | | | | | | | | | | | | | | | | |
| 11 | Recommended reading Books etc. were relevant and appropriate | <table border="1"> <thead> <tr> <th>Choice</th> <th>Number</th> <th>Percentage</th> </tr> </thead> <tbody> <tr> <td>Strongly Agree</td> <td>12</td> <td>66.67%</td> </tr> <tr> <td>Agree</td> <td>6</td> <td>33.33%</td> </tr> <tr> <td>Uncertain</td> <td>0</td> <td>0%</td> </tr> <tr> <td>Disagree</td> <td>0</td> <td>0%</td> </tr> <tr> <td>Strongly Disagree</td> <td>0</td> <td>0%</td> </tr> </tbody> </table> | Choice | Number | Percentage | Strongly Agree | 12 | 66.67% | Agree | 6 | 33.33% | Uncertain | 0 | 0% | Disagree | 0 | 0% | Strongly Disagree | 0 | 0% |  <p>● Stron... ● Agree</p> |
| Choice | Number | Percentage | | | | | | | | | | | | | | | | | | | |
| Strongly Agree | 12 | 66.67% | | | | | | | | | | | | | | | | | | | |
| Agree | 6 | 33.33% | | | | | | | | | | | | | | | | | | | |
| Uncertain | 0 | 0% | | | | | | | | | | | | | | | | | | | |
| Disagree | 0 | 0% | | | | | | | | | | | | | | | | | | | |
| Strongly Disagree | 0 | 0% | | | | | | | | | | | | | | | | | | | |
| 12 | The provision of learning resources in the library was adequate and appropriate | <table border="1"> <thead> <tr> <th>Choice</th> <th>Number</th> <th>Percentage</th> </tr> </thead> <tbody> <tr> <td>Strongly Agree</td> <td>13</td> <td>72.22%</td> </tr> <tr> <td>Agree</td> <td>5</td> <td>27.78%</td> </tr> <tr> <td>Uncertain</td> <td>0</td> <td>0%</td> </tr> <tr> <td>Disagree</td> <td>0</td> <td>0%</td> </tr> <tr> <td>Strongly Disagree</td> <td>0</td> <td>0%</td> </tr> </tbody> </table> | Choice | Number | Percentage | Strongly Agree | 13 | 72.22% | Agree | 5 | 27.78% | Uncertain | 0 | 0% | Disagree | 0 | 0% | Strongly Disagree | 0 | 0% |  <p>● Stron... ● Agree</p> |
| Choice | Number | Percentage | | | | | | | | | | | | | | | | | | | |
| Strongly Agree | 13 | 72.22% | | | | | | | | | | | | | | | | | | | |
| Agree | 5 | 27.78% | | | | | | | | | | | | | | | | | | | |
| Uncertain | 0 | 0% | | | | | | | | | | | | | | | | | | | |
| Disagree | 0 | 0% | | | | | | | | | | | | | | | | | | | |
| Strongly Disagree | 0 | 0% | | | | | | | | | | | | | | | | | | | |
| 13 | The provision of learning resources on the Web was adequate and appropriate (if relevant) | <table border="1"> <thead> <tr> <th>Choice</th> <th>Number</th> <th>Percentage</th> </tr> </thead> <tbody> <tr> <td>Strongly Agree</td> <td>12</td> <td>66.67%</td> </tr> <tr> <td>Agree</td> <td>6</td> <td>33.33%</td> </tr> <tr> <td>Uncertain</td> <td>0</td> <td>0%</td> </tr> <tr> <td>Disagree</td> <td>0</td> <td>0%</td> </tr> <tr> <td>Strongly Disagree</td> <td>0</td> <td>0%</td> </tr> </tbody> </table> | Choice | Number | Percentage | Strongly Agree | 12 | 66.67% | Agree | 6 | 33.33% | Uncertain | 0 | 0% | Disagree | 0 | 0% | Strongly Disagree | 0 | 0% |  <p>● Stron... ● Agree</p> |
| Choice | Number | Percentage | | | | | | | | | | | | | | | | | | | |
| Strongly Agree | 12 | 66.67% | | | | | | | | | | | | | | | | | | | |
| Agree | 6 | 33.33% | | | | | | | | | | | | | | | | | | | |
| Uncertain | 0 | 0% | | | | | | | | | | | | | | | | | | | |
| Disagree | 0 | 0% | | | | | | | | | | | | | | | | | | | |
| Strongly Disagree | 0 | 0% | | | | | | | | | | | | | | | | | | | |
| 14 | The Course stimulated my interest and thought on the subject area | <table border="1"> <thead> <tr> <th>Choice</th> <th>Number</th> <th>Percentage</th> </tr> </thead> <tbody> <tr> <td>Strongly Agree</td> <td>13</td> <td>72.22%</td> </tr> <tr> <td>Agree</td> <td>5</td> <td>27.78%</td> </tr> <tr> <td>Uncertain</td> <td>0</td> <td>0%</td> </tr> <tr> <td>Disagree</td> <td>0</td> <td>0%</td> </tr> <tr> <td>Strongly Disagree</td> <td>0</td> <td>0%</td> </tr> </tbody> </table> | Choice | Number | Percentage | Strongly Agree | 13 | 72.22% | Agree | 5 | 27.78% | Uncertain | 0 | 0% | Disagree | 0 | 0% | Strongly Disagree | 0 | 0% |  <p>● Stron... ● Agree</p> |
| Choice | Number | Percentage | | | | | | | | | | | | | | | | | | | |
| Strongly Agree | 13 | 72.22% | | | | | | | | | | | | | | | | | | | |
| Agree | 5 | 27.78% | | | | | | | | | | | | | | | | | | | |
| Uncertain | 0 | 0% | | | | | | | | | | | | | | | | | | | |
| Disagree | 0 | 0% | | | | | | | | | | | | | | | | | | | |
| Strongly Disagree | 0 | 0% | | | | | | | | | | | | | | | | | | | |

| 15 | The pace of the Course was appropriate | <table border="1"> <thead> <tr> <th>Choice</th> <th>Number</th> <th>Percentage</th> </tr> </thead> <tbody> <tr> <td>Strongly Agree</td> <td>12</td> <td>66.67%</td> </tr> <tr> <td>Agree</td> <td>5</td> <td>27.78%</td> </tr> <tr> <td>Uncertain</td> <td>0</td> <td>0%</td> </tr> <tr> <td>Disagree</td> <td>1</td> <td>5.56%</td> </tr> <tr> <td>Strongly Disagree</td> <td>0</td> <td>0%</td> </tr> </tbody> </table> | Choice | Number | Percentage | Strongly Agree | 12 | 66.67% | Agree | 5 | 27.78% | Uncertain | 0 | 0% | Disagree | 1 | 5.56% | Strongly Disagree | 0 | 0% |  <p> ● Stron... ● Agree ● Disa... </p> |
|-------------------|---|---|--------|--------|------------|----------------|----|--------|-------|---|--------|-----------|---|-------|----------|---|-------|-------------------|---|-------|---|
| Choice | Number | Percentage | | | | | | | | | | | | | | | | | | | |
| Strongly Agree | 12 | 66.67% | | | | | | | | | | | | | | | | | | | |
| Agree | 5 | 27.78% | | | | | | | | | | | | | | | | | | | |
| Uncertain | 0 | 0% | | | | | | | | | | | | | | | | | | | |
| Disagree | 1 | 5.56% | | | | | | | | | | | | | | | | | | | |
| Strongly Disagree | 0 | 0% | | | | | | | | | | | | | | | | | | | |
| 16 | Ideas and concepts were presented clearly | <table border="1"> <thead> <tr> <th>Choice</th> <th>Number</th> <th>Percentage</th> </tr> </thead> <tbody> <tr> <td>Strongly Agree</td> <td>12</td> <td>66.67%</td> </tr> <tr> <td>Agree</td> <td>5</td> <td>27.78%</td> </tr> <tr> <td>Uncertain</td> <td>1</td> <td>5.56%</td> </tr> <tr> <td>Disagree</td> <td>0</td> <td>0%</td> </tr> <tr> <td>Strongly Disagree</td> <td>0</td> <td>0%</td> </tr> </tbody> </table> | Choice | Number | Percentage | Strongly Agree | 12 | 66.67% | Agree | 5 | 27.78% | Uncertain | 1 | 5.56% | Disagree | 0 | 0% | Strongly Disagree | 0 | 0% |  <p> ● Stron... ● Agree ● Unce... </p> |
| Choice | Number | Percentage | | | | | | | | | | | | | | | | | | | |
| Strongly Agree | 12 | 66.67% | | | | | | | | | | | | | | | | | | | |
| Agree | 5 | 27.78% | | | | | | | | | | | | | | | | | | | |
| Uncertain | 1 | 5.56% | | | | | | | | | | | | | | | | | | | |
| Disagree | 0 | 0% | | | | | | | | | | | | | | | | | | | |
| Strongly Disagree | 0 | 0% | | | | | | | | | | | | | | | | | | | |
| 17 | The method of assessment were reasonable | <table border="1"> <thead> <tr> <th>Choice</th> <th>Number</th> <th>Percentage</th> </tr> </thead> <tbody> <tr> <td>Strongly Agree</td> <td>12</td> <td>66.67%</td> </tr> <tr> <td>Agree</td> <td>6</td> <td>33.33%</td> </tr> <tr> <td>Uncertain</td> <td>0</td> <td>0%</td> </tr> <tr> <td>Disagree</td> <td>0</td> <td>0%</td> </tr> <tr> <td>Strongly Disagree</td> <td>0</td> <td>0%</td> </tr> </tbody> </table> | Choice | Number | Percentage | Strongly Agree | 12 | 66.67% | Agree | 6 | 33.33% | Uncertain | 0 | 0% | Disagree | 0 | 0% | Strongly Disagree | 0 | 0% |  <p> ● Stron... ● Agree </p> |
| Choice | Number | Percentage | | | | | | | | | | | | | | | | | | | |
| Strongly Agree | 12 | 66.67% | | | | | | | | | | | | | | | | | | | |
| Agree | 6 | 33.33% | | | | | | | | | | | | | | | | | | | |
| Uncertain | 0 | 0% | | | | | | | | | | | | | | | | | | | |
| Disagree | 0 | 0% | | | | | | | | | | | | | | | | | | | |
| Strongly Disagree | 0 | 0% | | | | | | | | | | | | | | | | | | | |
| 18 | Feedback on assessment was timely | <table border="1"> <thead> <tr> <th>Choice</th> <th>Number</th> <th>Percentage</th> </tr> </thead> <tbody> <tr> <td>Strongly Agree</td> <td>12</td> <td>66.67%</td> </tr> <tr> <td>Agree</td> <td>5</td> <td>27.78%</td> </tr> <tr> <td>Uncertain</td> <td>0</td> <td>0%</td> </tr> <tr> <td>Disagree</td> <td>0</td> <td>0%</td> </tr> <tr> <td>Strongly Disagree</td> <td>1</td> <td>5.56%</td> </tr> </tbody> </table> | Choice | Number | Percentage | Strongly Agree | 12 | 66.67% | Agree | 5 | 27.78% | Uncertain | 0 | 0% | Disagree | 0 | 0% | Strongly Disagree | 1 | 5.56% |  <p> ● Stron... ● Agree ● Stron... </p> |
| Choice | Number | Percentage | | | | | | | | | | | | | | | | | | | |
| Strongly Agree | 12 | 66.67% | | | | | | | | | | | | | | | | | | | |
| Agree | 5 | 27.78% | | | | | | | | | | | | | | | | | | | |
| Uncertain | 0 | 0% | | | | | | | | | | | | | | | | | | | |
| Disagree | 0 | 0% | | | | | | | | | | | | | | | | | | | |
| Strongly Disagree | 1 | 5.56% | | | | | | | | | | | | | | | | | | | |
| 19 | Feedback on assessment was helpful | <table border="1"> <thead> <tr> <th>Choice</th> <th>Number</th> <th>Percentage</th> </tr> </thead> <tbody> <tr> <td>Strongly Agree</td> <td>11</td> <td>61.11%</td> </tr> <tr> <td>Agree</td> <td>7</td> <td>38.89%</td> </tr> <tr> <td>Uncertain</td> <td>0</td> <td>0%</td> </tr> <tr> <td>Disagree</td> <td>0</td> <td>0%</td> </tr> <tr> <td>Strongly Disagree</td> <td>0</td> <td>0%</td> </tr> </tbody> </table> | Choice | Number | Percentage | Strongly Agree | 11 | 61.11% | Agree | 7 | 38.89% | Uncertain | 0 | 0% | Disagree | 0 | 0% | Strongly Disagree | 0 | 0% |  <p> ● Stron... ● Agree </p> |
| Choice | Number | Percentage | | | | | | | | | | | | | | | | | | | |
| Strongly Agree | 11 | 61.11% | | | | | | | | | | | | | | | | | | | |
| Agree | 7 | 38.89% | | | | | | | | | | | | | | | | | | | |
| Uncertain | 0 | 0% | | | | | | | | | | | | | | | | | | | |
| Disagree | 0 | 0% | | | | | | | | | | | | | | | | | | | |
| Strongly Disagree | 0 | 0% | | | | | | | | | | | | | | | | | | | |

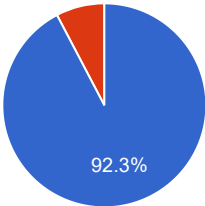
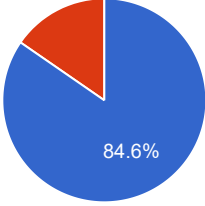
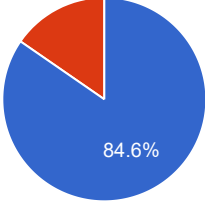
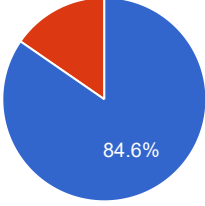
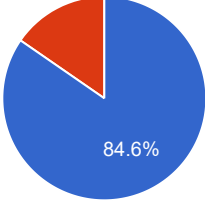
| 20 | I understood the lectures | <table border="1"> <thead> <tr> <th>Choice</th> <th>Number</th> <th>Percentage</th> </tr> </thead> <tbody> <tr> <td>Strongly Agree</td> <td>14</td> <td>77.78%</td> </tr> <tr> <td>Agree</td> <td>4</td> <td>22.22%</td> </tr> <tr> <td>Uncertain</td> <td>0</td> <td>0%</td> </tr> <tr> <td>Disagree</td> <td>0</td> <td>0%</td> </tr> <tr> <td>Strongly Disagree</td> <td>0</td> <td>0%</td> </tr> </tbody> </table> | Choice | Number | Percentage | Strongly Agree | 14 | 77.78% | Agree | 4 | 22.22% | Uncertain | 0 | 0% | Disagree | 0 | 0% | Strongly Disagree | 0 | 0% |  <p>● Stron... ● Agree</p> |
|-------------------|---|---|--------|--------|------------|----------------|----|--------|-------|---|--------|-----------|---|-------|----------|---|----|-------------------|---|----|---|
| Choice | Number | Percentage | | | | | | | | | | | | | | | | | | | |
| Strongly Agree | 14 | 77.78% | | | | | | | | | | | | | | | | | | | |
| Agree | 4 | 22.22% | | | | | | | | | | | | | | | | | | | |
| Uncertain | 0 | 0% | | | | | | | | | | | | | | | | | | | |
| Disagree | 0 | 0% | | | | | | | | | | | | | | | | | | | |
| Strongly Disagree | 0 | 0% | | | | | | | | | | | | | | | | | | | |
| 21 | The material was well organized and presented | <table border="1"> <thead> <tr> <th>Choice</th> <th>Number</th> <th>Percentage</th> </tr> </thead> <tbody> <tr> <td>Strongly Agree</td> <td>12</td> <td>66.67%</td> </tr> <tr> <td>Agree</td> <td>5</td> <td>27.78%</td> </tr> <tr> <td>Uncertain</td> <td>1</td> <td>5.56%</td> </tr> <tr> <td>Disagree</td> <td>0</td> <td>0%</td> </tr> <tr> <td>Strongly Disagree</td> <td>0</td> <td>0%</td> </tr> </tbody> </table> | Choice | Number | Percentage | Strongly Agree | 12 | 66.67% | Agree | 5 | 27.78% | Uncertain | 1 | 5.56% | Disagree | 0 | 0% | Strongly Disagree | 0 | 0% |  <p>● Stron... ● Agree ● Unce...</p> |
| Choice | Number | Percentage | | | | | | | | | | | | | | | | | | | |
| Strongly Agree | 12 | 66.67% | | | | | | | | | | | | | | | | | | | |
| Agree | 5 | 27.78% | | | | | | | | | | | | | | | | | | | |
| Uncertain | 1 | 5.56% | | | | | | | | | | | | | | | | | | | |
| Disagree | 0 | 0% | | | | | | | | | | | | | | | | | | | |
| Strongly Disagree | 0 | 0% | | | | | | | | | | | | | | | | | | | |
| 22 | The instructor was responsive to student needs and problems | <table border="1"> <thead> <tr> <th>Choice</th> <th>Number</th> <th>Percentage</th> </tr> </thead> <tbody> <tr> <td>Strongly Agree</td> <td>13</td> <td>72.22%</td> </tr> <tr> <td>Agree</td> <td>5</td> <td>27.78%</td> </tr> <tr> <td>Uncertain</td> <td>0</td> <td>0%</td> </tr> <tr> <td>Disagree</td> <td>0</td> <td>0%</td> </tr> <tr> <td>Strongly Disagree</td> <td>0</td> <td>0%</td> </tr> </tbody> </table> | Choice | Number | Percentage | Strongly Agree | 13 | 72.22% | Agree | 5 | 27.78% | Uncertain | 0 | 0% | Disagree | 0 | 0% | Strongly Disagree | 0 | 0% |  <p>● Stron... ● Agree</p> |
| Choice | Number | Percentage | | | | | | | | | | | | | | | | | | | |
| Strongly Agree | 13 | 72.22% | | | | | | | | | | | | | | | | | | | |
| Agree | 5 | 27.78% | | | | | | | | | | | | | | | | | | | |
| Uncertain | 0 | 0% | | | | | | | | | | | | | | | | | | | |
| Disagree | 0 | 0% | | | | | | | | | | | | | | | | | | | |
| Strongly Disagree | 0 | 0% | | | | | | | | | | | | | | | | | | | |
| 23 | Had the instructor been regular throughout the course | <table border="1"> <thead> <tr> <th>Choice</th> <th>Number</th> <th>Percentage</th> </tr> </thead> <tbody> <tr> <td>Strongly Agree</td> <td>12</td> <td>66.67%</td> </tr> <tr> <td>Agree</td> <td>6</td> <td>33.33%</td> </tr> <tr> <td>Uncertain</td> <td>0</td> <td>0%</td> </tr> <tr> <td>Disagree</td> <td>0</td> <td>0%</td> </tr> <tr> <td>Strongly Disagree</td> <td>0</td> <td>0%</td> </tr> </tbody> </table> | Choice | Number | Percentage | Strongly Agree | 12 | 66.67% | Agree | 6 | 33.33% | Uncertain | 0 | 0% | Disagree | 0 | 0% | Strongly Disagree | 0 | 0% |  <p>● Stron... ● Agree</p> |
| Choice | Number | Percentage | | | | | | | | | | | | | | | | | | | |
| Strongly Agree | 12 | 66.67% | | | | | | | | | | | | | | | | | | | |
| Agree | 6 | 33.33% | | | | | | | | | | | | | | | | | | | |
| Uncertain | 0 | 0% | | | | | | | | | | | | | | | | | | | |
| Disagree | 0 | 0% | | | | | | | | | | | | | | | | | | | |
| Strongly Disagree | 0 | 0% | | | | | | | | | | | | | | | | | | | |
| 24 | The material in the tutorials was useful | <table border="1"> <thead> <tr> <th>Choice</th> <th>Number</th> <th>Percentage</th> </tr> </thead> <tbody> <tr> <td>Strongly Agree</td> <td>13</td> <td>72.22%</td> </tr> <tr> <td>Agree</td> <td>5</td> <td>27.78%</td> </tr> <tr> <td>Uncertain</td> <td>0</td> <td>0%</td> </tr> <tr> <td>Disagree</td> <td>0</td> <td>0%</td> </tr> <tr> <td>Strongly Disagree</td> <td>0</td> <td>0%</td> </tr> </tbody> </table> | Choice | Number | Percentage | Strongly Agree | 13 | 72.22% | Agree | 5 | 27.78% | Uncertain | 0 | 0% | Disagree | 0 | 0% | Strongly Disagree | 0 | 0% |  <p>● Stron... ● Agree</p> |
| Choice | Number | Percentage | | | | | | | | | | | | | | | | | | | |
| Strongly Agree | 13 | 72.22% | | | | | | | | | | | | | | | | | | | |
| Agree | 5 | 27.78% | | | | | | | | | | | | | | | | | | | |
| Uncertain | 0 | 0% | | | | | | | | | | | | | | | | | | | |
| Disagree | 0 | 0% | | | | | | | | | | | | | | | | | | | |
| Strongly Disagree | 0 | 0% | | | | | | | | | | | | | | | | | | | |

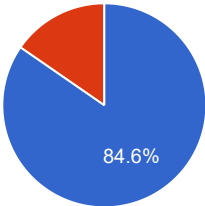
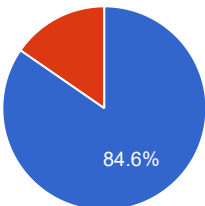
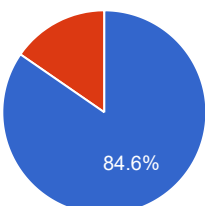
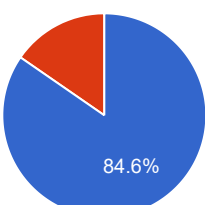
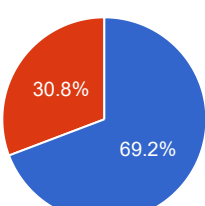
| 25 | I was happy with the amount of work needed for tutorials | <table border="1"> <thead> <tr> <th>Choice</th> <th>Number</th> <th>Percentage</th> </tr> </thead> <tbody> <tr> <td>Strongly Agree</td> <td>10</td> <td>55.56%</td> </tr> <tr> <td>Agree</td> <td>8</td> <td>44.44%</td> </tr> <tr> <td>Uncertain</td> <td>0</td> <td>0%</td> </tr> <tr> <td>Disagree</td> <td>0</td> <td>0%</td> </tr> <tr> <td>Strongly Disagree</td> <td>0</td> <td>0%</td> </tr> </tbody> </table> | Choice | Number | Percentage | Strongly Agree | 10 | 55.56% | Agree | 8 | 44.44% | Uncertain | 0 | 0% | Disagree | 0 | 0% | Strongly Disagree | 0 | 0% |  <p>● Stron... ● Agree</p> |
|-------------------|--|---|--------|--------|------------|----------------|----|--------|-------|---|--------|-----------|---|-------|----------|---|----|-------------------|---|----|--|
| Choice | Number | Percentage | | | | | | | | | | | | | | | | | | | |
| Strongly Agree | 10 | 55.56% | | | | | | | | | | | | | | | | | | | |
| Agree | 8 | 44.44% | | | | | | | | | | | | | | | | | | | |
| Uncertain | 0 | 0% | | | | | | | | | | | | | | | | | | | |
| Disagree | 0 | 0% | | | | | | | | | | | | | | | | | | | |
| Strongly Disagree | 0 | 0% | | | | | | | | | | | | | | | | | | | |
| 26 | The tutor dealt effectively with my problems | <table border="1"> <thead> <tr> <th>Choice</th> <th>Number</th> <th>Percentage</th> </tr> </thead> <tbody> <tr> <td>Strongly Agree</td> <td>10</td> <td>55.56%</td> </tr> <tr> <td>Agree</td> <td>8</td> <td>44.44%</td> </tr> <tr> <td>Uncertain</td> <td>0</td> <td>0%</td> </tr> <tr> <td>Disagree</td> <td>0</td> <td>0%</td> </tr> <tr> <td>Strongly Disagree</td> <td>0</td> <td>0%</td> </tr> </tbody> </table> | Choice | Number | Percentage | Strongly Agree | 10 | 55.56% | Agree | 8 | 44.44% | Uncertain | 0 | 0% | Disagree | 0 | 0% | Strongly Disagree | 0 | 0% |  <p>● Stron... ● Agree</p> |
| Choice | Number | Percentage | | | | | | | | | | | | | | | | | | | |
| Strongly Agree | 10 | 55.56% | | | | | | | | | | | | | | | | | | | |
| Agree | 8 | 44.44% | | | | | | | | | | | | | | | | | | | |
| Uncertain | 0 | 0% | | | | | | | | | | | | | | | | | | | |
| Disagree | 0 | 0% | | | | | | | | | | | | | | | | | | | |
| Strongly Disagree | 0 | 0% | | | | | | | | | | | | | | | | | | | |
| 27 | The material in the practicals was useful | <table border="1"> <thead> <tr> <th>Choice</th> <th>Number</th> <th>Percentage</th> </tr> </thead> <tbody> <tr> <td>Strongly Agree</td> <td>12</td> <td>66.67%</td> </tr> <tr> <td>Agree</td> <td>5</td> <td>27.78%</td> </tr> <tr> <td>Uncertain</td> <td>1</td> <td>5.56%</td> </tr> <tr> <td>Disagree</td> <td>0</td> <td>0%</td> </tr> <tr> <td>Strongly Disagree</td> <td>0</td> <td>0%</td> </tr> </tbody> </table> | Choice | Number | Percentage | Strongly Agree | 12 | 66.67% | Agree | 5 | 27.78% | Uncertain | 1 | 5.56% | Disagree | 0 | 0% | Strongly Disagree | 0 | 0% |  <p>● Stron... ● Agree ● Unce...</p> |
| Choice | Number | Percentage | | | | | | | | | | | | | | | | | | | |
| Strongly Agree | 12 | 66.67% | | | | | | | | | | | | | | | | | | | |
| Agree | 5 | 27.78% | | | | | | | | | | | | | | | | | | | |
| Uncertain | 1 | 5.56% | | | | | | | | | | | | | | | | | | | |
| Disagree | 0 | 0% | | | | | | | | | | | | | | | | | | | |
| Strongly Disagree | 0 | 0% | | | | | | | | | | | | | | | | | | | |
| 28 | The demonstrators dealt effectively with my problems | <table border="1"> <thead> <tr> <th>Choice</th> <th>Number</th> <th>Percentage</th> </tr> </thead> <tbody> <tr> <td>Strongly Agree</td> <td>11</td> <td>61.11%</td> </tr> <tr> <td>Agree</td> <td>7</td> <td>38.89%</td> </tr> <tr> <td>Uncertain</td> <td>0</td> <td>0%</td> </tr> <tr> <td>Disagree</td> <td>0</td> <td>0%</td> </tr> <tr> <td>Strongly Disagree</td> <td>0</td> <td>0%</td> </tr> </tbody> </table> | Choice | Number | Percentage | Strongly Agree | 11 | 61.11% | Agree | 7 | 38.89% | Uncertain | 0 | 0% | Disagree | 0 | 0% | Strongly Disagree | 0 | 0% |  <p>● Stron... ● Agree</p> |
| Choice | Number | Percentage | | | | | | | | | | | | | | | | | | | |
| Strongly Agree | 11 | 61.11% | | | | | | | | | | | | | | | | | | | |
| Agree | 7 | 38.89% | | | | | | | | | | | | | | | | | | | |
| Uncertain | 0 | 0% | | | | | | | | | | | | | | | | | | | |
| Disagree | 0 | 0% | | | | | | | | | | | | | | | | | | | |
| Strongly Disagree | 0 | 0% | | | | | | | | | | | | | | | | | | | |

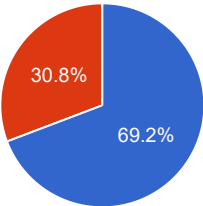
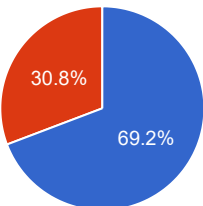
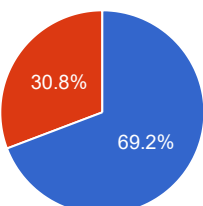
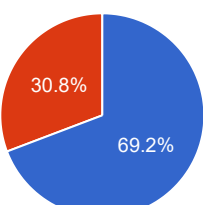
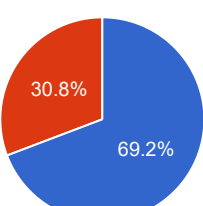
| | | |
|----|--|---|
| 29 | The best features of the Course were | nothing good The course were too lengthy and we are almost unable to cover it in the given time good good agree good Theorems Ok R good good good good all was good good Easy |
| 30 | The Course could have been improved by | nothing good Hod good good ver well agree good Theorems Ok Y good good good good nil good Nothing |
| 31 | The University does not tolerate discrimination on any irrelevant distinction (e.g. race, age, gender) and is committed to work with diversity in a wholly positive way. Please indicate below anything in relation to this Course which may run counter to this objective | nothing good No good good agree good Good Gt good good good good |

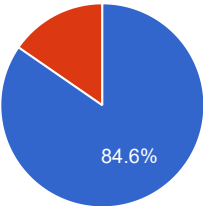
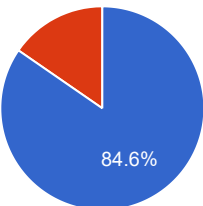
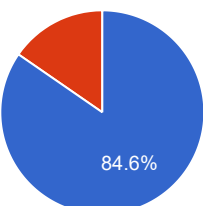
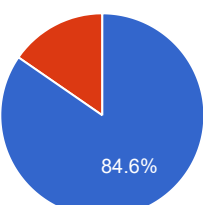
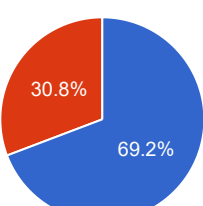
Course Evaluation - Program: 0222

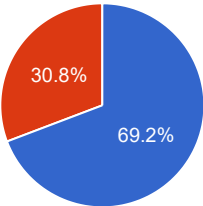
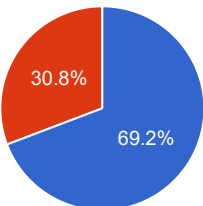
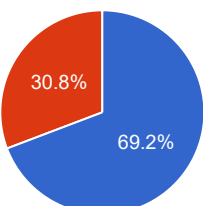
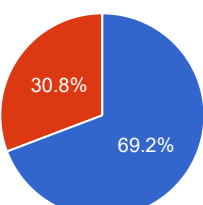
| Teacher Name: MUHAMMAD SHOAIB | | Course ID: MTS-419 Course Title: Advanced Calculus | | | Session: 2018 Fall | | | | | | | | | | | | | | | | | | |
|-------------------------------|--|--|--------|--------|--------------------|----------------|----|--------|-------|---|--------|-----------|---|----|----------|---|----|-------------------|---|----|---|--|--|
| Shift: After noon -- Section: | | Total Strength: 20 | | | Attempted: 13 | | | | | | | | | | | | | | | | | | |
| S.No | Question | Opinions | | | Chart | | | | | | | | | | | | | | | | | | |
| 1 | The course objectives were clear | <table border="1"> <thead> <tr> <th>Choice</th> <th>Number</th> <th>Percentage</th> </tr> </thead> <tbody> <tr> <td>Strongly Agree</td> <td>10</td> <td>76.92%</td> </tr> <tr> <td>Agree</td> <td>3</td> <td>23.08%</td> </tr> <tr> <td>Uncertain</td> <td>0</td> <td>0%</td> </tr> <tr> <td>Disagree</td> <td>0</td> <td>0%</td> </tr> <tr> <td>Strongly Disagree</td> <td>0</td> <td>0%</td> </tr> </tbody> </table> | Choice | Number | Percentage | Strongly Agree | 10 | 76.92% | Agree | 3 | 23.08% | Uncertain | 0 | 0% | Disagree | 0 | 0% | Strongly Disagree | 0 | 0% | <p>Legend: Strongly Agree (Blue), Agree (Red)</p> | | |
| Choice | Number | Percentage | | | | | | | | | | | | | | | | | | | | | |
| Strongly Agree | 10 | 76.92% | | | | | | | | | | | | | | | | | | | | | |
| Agree | 3 | 23.08% | | | | | | | | | | | | | | | | | | | | | |
| Uncertain | 0 | 0% | | | | | | | | | | | | | | | | | | | | | |
| Disagree | 0 | 0% | | | | | | | | | | | | | | | | | | | | | |
| Strongly Disagree | 0 | 0% | | | | | | | | | | | | | | | | | | | | | |
| 2 | The Course workload was manageable | <table border="1"> <thead> <tr> <th>Choice</th> <th>Number</th> <th>Percentage</th> </tr> </thead> <tbody> <tr> <td>Strongly Agree</td> <td>10</td> <td>76.92%</td> </tr> <tr> <td>Agree</td> <td>3</td> <td>23.08%</td> </tr> <tr> <td>Uncertain</td> <td>0</td> <td>0%</td> </tr> <tr> <td>Disagree</td> <td>0</td> <td>0%</td> </tr> <tr> <td>Strongly Disagree</td> <td>0</td> <td>0%</td> </tr> </tbody> </table> | Choice | Number | Percentage | Strongly Agree | 10 | 76.92% | Agree | 3 | 23.08% | Uncertain | 0 | 0% | Disagree | 0 | 0% | Strongly Disagree | 0 | 0% | <p>Legend: Strongly Agree (Blue), Agree (Red)</p> | | |
| Choice | Number | Percentage | | | | | | | | | | | | | | | | | | | | | |
| Strongly Agree | 10 | 76.92% | | | | | | | | | | | | | | | | | | | | | |
| Agree | 3 | 23.08% | | | | | | | | | | | | | | | | | | | | | |
| Uncertain | 0 | 0% | | | | | | | | | | | | | | | | | | | | | |
| Disagree | 0 | 0% | | | | | | | | | | | | | | | | | | | | | |
| Strongly Disagree | 0 | 0% | | | | | | | | | | | | | | | | | | | | | |
| 3 | The Course was well organized (e.g. timely access to materials, notification of changes, etc.) | <table border="1"> <thead> <tr> <th>Choice</th> <th>Number</th> <th>Percentage</th> </tr> </thead> <tbody> <tr> <td>Strongly Agree</td> <td>10</td> <td>76.92%</td> </tr> <tr> <td>Agree</td> <td>3</td> <td>23.08%</td> </tr> <tr> <td>Uncertain</td> <td>0</td> <td>0%</td> </tr> <tr> <td>Disagree</td> <td>0</td> <td>0%</td> </tr> <tr> <td>Strongly Disagree</td> <td>0</td> <td>0%</td> </tr> </tbody> </table> | Choice | Number | Percentage | Strongly Agree | 10 | 76.92% | Agree | 3 | 23.08% | Uncertain | 0 | 0% | Disagree | 0 | 0% | Strongly Disagree | 0 | 0% | <p>Legend: Strongly Agree (Blue), Agree (Red)</p> | | |
| Choice | Number | Percentage | | | | | | | | | | | | | | | | | | | | | |
| Strongly Agree | 10 | 76.92% | | | | | | | | | | | | | | | | | | | | | |
| Agree | 3 | 23.08% | | | | | | | | | | | | | | | | | | | | | |
| Uncertain | 0 | 0% | | | | | | | | | | | | | | | | | | | | | |
| Disagree | 0 | 0% | | | | | | | | | | | | | | | | | | | | | |
| Strongly Disagree | 0 | 0% | | | | | | | | | | | | | | | | | | | | | |
| 4 | I participated actively in the Course | <table border="1"> <thead> <tr> <th>Choice</th> <th>Number</th> <th>Percentage</th> </tr> </thead> <tbody> <tr> <td>Strongly Agree</td> <td>12</td> <td>92.31%</td> </tr> <tr> <td>Agree</td> <td>1</td> <td>7.69%</td> </tr> <tr> <td>Uncertain</td> <td>0</td> <td>0%</td> </tr> <tr> <td>Disagree</td> <td>0</td> <td>0%</td> </tr> <tr> <td>Strongly Disagree</td> <td>0</td> <td>0%</td> </tr> </tbody> </table> | Choice | Number | Percentage | Strongly Agree | 12 | 92.31% | Agree | 1 | 7.69% | Uncertain | 0 | 0% | Disagree | 0 | 0% | Strongly Disagree | 0 | 0% | <p>Legend: Strongly Agree (Blue), Agree (Red)</p> | | |
| Choice | Number | Percentage | | | | | | | | | | | | | | | | | | | | | |
| Strongly Agree | 12 | 92.31% | | | | | | | | | | | | | | | | | | | | | |
| Agree | 1 | 7.69% | | | | | | | | | | | | | | | | | | | | | |
| Uncertain | 0 | 0% | | | | | | | | | | | | | | | | | | | | | |
| Disagree | 0 | 0% | | | | | | | | | | | | | | | | | | | | | |
| Strongly Disagree | 0 | 0% | | | | | | | | | | | | | | | | | | | | | |

| 5 | I think I have made progress in this Course | <table border="1"> <thead> <tr> <th>Choice</th> <th>Number</th> <th>Percentage</th> </tr> </thead> <tbody> <tr> <td>Strongly Agree</td> <td>12</td> <td>92.31%</td> </tr> <tr> <td>Agree</td> <td>1</td> <td>7.69%</td> </tr> <tr> <td>Uncertain</td> <td>0</td> <td>0%</td> </tr> <tr> <td>Disagree</td> <td>0</td> <td>0%</td> </tr> <tr> <td>Strongly Disagree</td> <td>0</td> <td>0%</td> </tr> </tbody> </table> | Choice | Number | Percentage | Strongly Agree | 12 | 92.31% | Agree | 1 | 7.69% | Uncertain | 0 | 0% | Disagree | 0 | 0% | Strongly Disagree | 0 | 0% |  <p>● Stron... ● Agree</p> |
|-------------------|---|--|--------|--------|------------|----------------|----|--------|-------|---|--------|-----------|---|----|----------|---|----|-------------------|---|----|---|
| Choice | Number | Percentage | | | | | | | | | | | | | | | | | | | |
| Strongly Agree | 12 | 92.31% | | | | | | | | | | | | | | | | | | | |
| Agree | 1 | 7.69% | | | | | | | | | | | | | | | | | | | |
| Uncertain | 0 | 0% | | | | | | | | | | | | | | | | | | | |
| Disagree | 0 | 0% | | | | | | | | | | | | | | | | | | | |
| Strongly Disagree | 0 | 0% | | | | | | | | | | | | | | | | | | | |
| 6 | I think the Course was well structured to achieve the learning outcomes (there was a good balance of lectures, tutorials, practical etc.) | <table border="1"> <thead> <tr> <th>Choice</th> <th>Number</th> <th>Percentage</th> </tr> </thead> <tbody> <tr> <td>Strongly Agree</td> <td>11</td> <td>84.62%</td> </tr> <tr> <td>Agree</td> <td>2</td> <td>15.38%</td> </tr> <tr> <td>Uncertain</td> <td>0</td> <td>0%</td> </tr> <tr> <td>Disagree</td> <td>0</td> <td>0%</td> </tr> <tr> <td>Strongly Disagree</td> <td>0</td> <td>0%</td> </tr> </tbody> </table> | Choice | Number | Percentage | Strongly Agree | 11 | 84.62% | Agree | 2 | 15.38% | Uncertain | 0 | 0% | Disagree | 0 | 0% | Strongly Disagree | 0 | 0% |  <p>● Stron... ● Agree</p> |
| Choice | Number | Percentage | | | | | | | | | | | | | | | | | | | |
| Strongly Agree | 11 | 84.62% | | | | | | | | | | | | | | | | | | | |
| Agree | 2 | 15.38% | | | | | | | | | | | | | | | | | | | |
| Uncertain | 0 | 0% | | | | | | | | | | | | | | | | | | | |
| Disagree | 0 | 0% | | | | | | | | | | | | | | | | | | | |
| Strongly Disagree | 0 | 0% | | | | | | | | | | | | | | | | | | | |
| 7 | The learning and teaching methods encouraged participation | <table border="1"> <thead> <tr> <th>Choice</th> <th>Number</th> <th>Percentage</th> </tr> </thead> <tbody> <tr> <td>Strongly Agree</td> <td>11</td> <td>84.62%</td> </tr> <tr> <td>Agree</td> <td>2</td> <td>15.38%</td> </tr> <tr> <td>Uncertain</td> <td>0</td> <td>0%</td> </tr> <tr> <td>Disagree</td> <td>0</td> <td>0%</td> </tr> <tr> <td>Strongly Disagree</td> <td>0</td> <td>0%</td> </tr> </tbody> </table> | Choice | Number | Percentage | Strongly Agree | 11 | 84.62% | Agree | 2 | 15.38% | Uncertain | 0 | 0% | Disagree | 0 | 0% | Strongly Disagree | 0 | 0% |  <p>● Stron... ● Agree</p> |
| Choice | Number | Percentage | | | | | | | | | | | | | | | | | | | |
| Strongly Agree | 11 | 84.62% | | | | | | | | | | | | | | | | | | | |
| Agree | 2 | 15.38% | | | | | | | | | | | | | | | | | | | |
| Uncertain | 0 | 0% | | | | | | | | | | | | | | | | | | | |
| Disagree | 0 | 0% | | | | | | | | | | | | | | | | | | | |
| Strongly Disagree | 0 | 0% | | | | | | | | | | | | | | | | | | | |
| 8 | The overall environment in the class was conducive to learning | <table border="1"> <thead> <tr> <th>Choice</th> <th>Number</th> <th>Percentage</th> </tr> </thead> <tbody> <tr> <td>Strongly Agree</td> <td>11</td> <td>84.62%</td> </tr> <tr> <td>Agree</td> <td>2</td> <td>15.38%</td> </tr> <tr> <td>Uncertain</td> <td>0</td> <td>0%</td> </tr> <tr> <td>Disagree</td> <td>0</td> <td>0%</td> </tr> <tr> <td>Strongly Disagree</td> <td>0</td> <td>0%</td> </tr> </tbody> </table> | Choice | Number | Percentage | Strongly Agree | 11 | 84.62% | Agree | 2 | 15.38% | Uncertain | 0 | 0% | Disagree | 0 | 0% | Strongly Disagree | 0 | 0% |  <p>● Stron... ● Agree</p> |
| Choice | Number | Percentage | | | | | | | | | | | | | | | | | | | |
| Strongly Agree | 11 | 84.62% | | | | | | | | | | | | | | | | | | | |
| Agree | 2 | 15.38% | | | | | | | | | | | | | | | | | | | |
| Uncertain | 0 | 0% | | | | | | | | | | | | | | | | | | | |
| Disagree | 0 | 0% | | | | | | | | | | | | | | | | | | | |
| Strongly Disagree | 0 | 0% | | | | | | | | | | | | | | | | | | | |
| 9 | Classrooms were satisfactory | <table border="1"> <thead> <tr> <th>Choice</th> <th>Number</th> <th>Percentage</th> </tr> </thead> <tbody> <tr> <td>Strongly Agree</td> <td>11</td> <td>84.62%</td> </tr> <tr> <td>Agree</td> <td>2</td> <td>15.38%</td> </tr> <tr> <td>Uncertain</td> <td>0</td> <td>0%</td> </tr> <tr> <td>Disagree</td> <td>0</td> <td>0%</td> </tr> <tr> <td>Strongly Disagree</td> <td>0</td> <td>0%</td> </tr> </tbody> </table> | Choice | Number | Percentage | Strongly Agree | 11 | 84.62% | Agree | 2 | 15.38% | Uncertain | 0 | 0% | Disagree | 0 | 0% | Strongly Disagree | 0 | 0% |  <p>● Stron... ● Agree</p> |
| Choice | Number | Percentage | | | | | | | | | | | | | | | | | | | |
| Strongly Agree | 11 | 84.62% | | | | | | | | | | | | | | | | | | | |
| Agree | 2 | 15.38% | | | | | | | | | | | | | | | | | | | |
| Uncertain | 0 | 0% | | | | | | | | | | | | | | | | | | | |
| Disagree | 0 | 0% | | | | | | | | | | | | | | | | | | | |
| Strongly Disagree | 0 | 0% | | | | | | | | | | | | | | | | | | | |

| 10 | Learning materials (Lesson Plans, Course Notes etc.) were relevant and useful | <table border="1"> <thead> <tr> <th>Choice</th> <th>Number</th> <th>Percentage</th> </tr> </thead> <tbody> <tr> <td>Strongly Agree</td> <td>11</td> <td>84.62%</td> </tr> <tr> <td>Agree</td> <td>2</td> <td>15.38%</td> </tr> <tr> <td>Uncertain</td> <td>0</td> <td>0%</td> </tr> <tr> <td>Disagree</td> <td>0</td> <td>0%</td> </tr> <tr> <td>Strongly Disagree</td> <td>0</td> <td>0%</td> </tr> </tbody> </table> | Choice | Number | Percentage | Strongly Agree | 11 | 84.62% | Agree | 2 | 15.38% | Uncertain | 0 | 0% | Disagree | 0 | 0% | Strongly Disagree | 0 | 0% |  <p>84.6%</p> <p>● Stron... ● Agree</p> |
|-------------------|--|--|--------|--------|------------|----------------|----|--------|-------|---|--------|-----------|---|----|----------|---|----|-------------------|---|----|---|
| Choice | Number | Percentage | | | | | | | | | | | | | | | | | | | |
| Strongly Agree | 11 | 84.62% | | | | | | | | | | | | | | | | | | | |
| Agree | 2 | 15.38% | | | | | | | | | | | | | | | | | | | |
| Uncertain | 0 | 0% | | | | | | | | | | | | | | | | | | | |
| Disagree | 0 | 0% | | | | | | | | | | | | | | | | | | | |
| Strongly Disagree | 0 | 0% | | | | | | | | | | | | | | | | | | | |
| 11 | Recommended reading Books etc. were relevant and appropriate | <table border="1"> <thead> <tr> <th>Choice</th> <th>Number</th> <th>Percentage</th> </tr> </thead> <tbody> <tr> <td>Strongly Agree</td> <td>11</td> <td>84.62%</td> </tr> <tr> <td>Agree</td> <td>2</td> <td>15.38%</td> </tr> <tr> <td>Uncertain</td> <td>0</td> <td>0%</td> </tr> <tr> <td>Disagree</td> <td>0</td> <td>0%</td> </tr> <tr> <td>Strongly Disagree</td> <td>0</td> <td>0%</td> </tr> </tbody> </table> | Choice | Number | Percentage | Strongly Agree | 11 | 84.62% | Agree | 2 | 15.38% | Uncertain | 0 | 0% | Disagree | 0 | 0% | Strongly Disagree | 0 | 0% |  <p>84.6%</p> <p>● Stron... ● Agree</p> |
| Choice | Number | Percentage | | | | | | | | | | | | | | | | | | | |
| Strongly Agree | 11 | 84.62% | | | | | | | | | | | | | | | | | | | |
| Agree | 2 | 15.38% | | | | | | | | | | | | | | | | | | | |
| Uncertain | 0 | 0% | | | | | | | | | | | | | | | | | | | |
| Disagree | 0 | 0% | | | | | | | | | | | | | | | | | | | |
| Strongly Disagree | 0 | 0% | | | | | | | | | | | | | | | | | | | |
| 12 | The provision of learning resources in the library was adequate and appropriate | <table border="1"> <thead> <tr> <th>Choice</th> <th>Number</th> <th>Percentage</th> </tr> </thead> <tbody> <tr> <td>Strongly Agree</td> <td>11</td> <td>84.62%</td> </tr> <tr> <td>Agree</td> <td>2</td> <td>15.38%</td> </tr> <tr> <td>Uncertain</td> <td>0</td> <td>0%</td> </tr> <tr> <td>Disagree</td> <td>0</td> <td>0%</td> </tr> <tr> <td>Strongly Disagree</td> <td>0</td> <td>0%</td> </tr> </tbody> </table> | Choice | Number | Percentage | Strongly Agree | 11 | 84.62% | Agree | 2 | 15.38% | Uncertain | 0 | 0% | Disagree | 0 | 0% | Strongly Disagree | 0 | 0% |  <p>84.6%</p> <p>● Stron... ● Agree</p> |
| Choice | Number | Percentage | | | | | | | | | | | | | | | | | | | |
| Strongly Agree | 11 | 84.62% | | | | | | | | | | | | | | | | | | | |
| Agree | 2 | 15.38% | | | | | | | | | | | | | | | | | | | |
| Uncertain | 0 | 0% | | | | | | | | | | | | | | | | | | | |
| Disagree | 0 | 0% | | | | | | | | | | | | | | | | | | | |
| Strongly Disagree | 0 | 0% | | | | | | | | | | | | | | | | | | | |
| 13 | The provision of learning resources on the Web was adequate and appropriate (if relevant) | <table border="1"> <thead> <tr> <th>Choice</th> <th>Number</th> <th>Percentage</th> </tr> </thead> <tbody> <tr> <td>Strongly Agree</td> <td>11</td> <td>84.62%</td> </tr> <tr> <td>Agree</td> <td>2</td> <td>15.38%</td> </tr> <tr> <td>Uncertain</td> <td>0</td> <td>0%</td> </tr> <tr> <td>Disagree</td> <td>0</td> <td>0%</td> </tr> <tr> <td>Strongly Disagree</td> <td>0</td> <td>0%</td> </tr> </tbody> </table> | Choice | Number | Percentage | Strongly Agree | 11 | 84.62% | Agree | 2 | 15.38% | Uncertain | 0 | 0% | Disagree | 0 | 0% | Strongly Disagree | 0 | 0% |  <p>84.6%</p> <p>● Stron... ● Agree</p> |
| Choice | Number | Percentage | | | | | | | | | | | | | | | | | | | |
| Strongly Agree | 11 | 84.62% | | | | | | | | | | | | | | | | | | | |
| Agree | 2 | 15.38% | | | | | | | | | | | | | | | | | | | |
| Uncertain | 0 | 0% | | | | | | | | | | | | | | | | | | | |
| Disagree | 0 | 0% | | | | | | | | | | | | | | | | | | | |
| Strongly Disagree | 0 | 0% | | | | | | | | | | | | | | | | | | | |
| 14 | The Course stimulated my interest and thought on the subject area | <table border="1"> <thead> <tr> <th>Choice</th> <th>Number</th> <th>Percentage</th> </tr> </thead> <tbody> <tr> <td>Strongly Agree</td> <td>9</td> <td>69.23%</td> </tr> <tr> <td>Agree</td> <td>4</td> <td>30.77%</td> </tr> <tr> <td>Uncertain</td> <td>0</td> <td>0%</td> </tr> <tr> <td>Disagree</td> <td>0</td> <td>0%</td> </tr> <tr> <td>Strongly Disagree</td> <td>0</td> <td>0%</td> </tr> </tbody> </table> | Choice | Number | Percentage | Strongly Agree | 9 | 69.23% | Agree | 4 | 30.77% | Uncertain | 0 | 0% | Disagree | 0 | 0% | Strongly Disagree | 0 | 0% |  <p>69.2%</p> <p>30.8%</p> <p>● Stron... ● Agree</p> |
| Choice | Number | Percentage | | | | | | | | | | | | | | | | | | | |
| Strongly Agree | 9 | 69.23% | | | | | | | | | | | | | | | | | | | |
| Agree | 4 | 30.77% | | | | | | | | | | | | | | | | | | | |
| Uncertain | 0 | 0% | | | | | | | | | | | | | | | | | | | |
| Disagree | 0 | 0% | | | | | | | | | | | | | | | | | | | |
| Strongly Disagree | 0 | 0% | | | | | | | | | | | | | | | | | | | |

| 15 | The pace of the Course was appropriate | <table border="1"> <thead> <tr> <th>Choice</th> <th>Number</th> <th>Percentage</th> </tr> </thead> <tbody> <tr> <td>Strongly Agree</td> <td>9</td> <td>69.23%</td> </tr> <tr> <td>Agree</td> <td>4</td> <td>30.77%</td> </tr> <tr> <td>Uncertain</td> <td>0</td> <td>0%</td> </tr> <tr> <td>Disagree</td> <td>0</td> <td>0%</td> </tr> <tr> <td>Strongly Disagree</td> <td>0</td> <td>0%</td> </tr> </tbody> </table> | Choice | Number | Percentage | Strongly Agree | 9 | 69.23% | Agree | 4 | 30.77% | Uncertain | 0 | 0% | Disagree | 0 | 0% | Strongly Disagree | 0 | 0% |  <p>● Stron... ● Agree</p> |
|-------------------|---|---|--------|--------|------------|----------------|---|--------|-------|---|--------|-----------|---|----|----------|---|----|-------------------|---|----|---|
| Choice | Number | Percentage | | | | | | | | | | | | | | | | | | | |
| Strongly Agree | 9 | 69.23% | | | | | | | | | | | | | | | | | | | |
| Agree | 4 | 30.77% | | | | | | | | | | | | | | | | | | | |
| Uncertain | 0 | 0% | | | | | | | | | | | | | | | | | | | |
| Disagree | 0 | 0% | | | | | | | | | | | | | | | | | | | |
| Strongly Disagree | 0 | 0% | | | | | | | | | | | | | | | | | | | |
| 16 | Ideas and concepts were presented clearly | <table border="1"> <thead> <tr> <th>Choice</th> <th>Number</th> <th>Percentage</th> </tr> </thead> <tbody> <tr> <td>Strongly Agree</td> <td>9</td> <td>69.23%</td> </tr> <tr> <td>Agree</td> <td>4</td> <td>30.77%</td> </tr> <tr> <td>Uncertain</td> <td>0</td> <td>0%</td> </tr> <tr> <td>Disagree</td> <td>0</td> <td>0%</td> </tr> <tr> <td>Strongly Disagree</td> <td>0</td> <td>0%</td> </tr> </tbody> </table> | Choice | Number | Percentage | Strongly Agree | 9 | 69.23% | Agree | 4 | 30.77% | Uncertain | 0 | 0% | Disagree | 0 | 0% | Strongly Disagree | 0 | 0% |  <p>● Stron... ● Agree</p> |
| Choice | Number | Percentage | | | | | | | | | | | | | | | | | | | |
| Strongly Agree | 9 | 69.23% | | | | | | | | | | | | | | | | | | | |
| Agree | 4 | 30.77% | | | | | | | | | | | | | | | | | | | |
| Uncertain | 0 | 0% | | | | | | | | | | | | | | | | | | | |
| Disagree | 0 | 0% | | | | | | | | | | | | | | | | | | | |
| Strongly Disagree | 0 | 0% | | | | | | | | | | | | | | | | | | | |
| 17 | The method of assessment were reasonable | <table border="1"> <thead> <tr> <th>Choice</th> <th>Number</th> <th>Percentage</th> </tr> </thead> <tbody> <tr> <td>Strongly Agree</td> <td>9</td> <td>69.23%</td> </tr> <tr> <td>Agree</td> <td>4</td> <td>30.77%</td> </tr> <tr> <td>Uncertain</td> <td>0</td> <td>0%</td> </tr> <tr> <td>Disagree</td> <td>0</td> <td>0%</td> </tr> <tr> <td>Strongly Disagree</td> <td>0</td> <td>0%</td> </tr> </tbody> </table> | Choice | Number | Percentage | Strongly Agree | 9 | 69.23% | Agree | 4 | 30.77% | Uncertain | 0 | 0% | Disagree | 0 | 0% | Strongly Disagree | 0 | 0% |  <p>● Stron... ● Agree</p> |
| Choice | Number | Percentage | | | | | | | | | | | | | | | | | | | |
| Strongly Agree | 9 | 69.23% | | | | | | | | | | | | | | | | | | | |
| Agree | 4 | 30.77% | | | | | | | | | | | | | | | | | | | |
| Uncertain | 0 | 0% | | | | | | | | | | | | | | | | | | | |
| Disagree | 0 | 0% | | | | | | | | | | | | | | | | | | | |
| Strongly Disagree | 0 | 0% | | | | | | | | | | | | | | | | | | | |
| 18 | Feedback on assessment was timely | <table border="1"> <thead> <tr> <th>Choice</th> <th>Number</th> <th>Percentage</th> </tr> </thead> <tbody> <tr> <td>Strongly Agree</td> <td>9</td> <td>69.23%</td> </tr> <tr> <td>Agree</td> <td>4</td> <td>30.77%</td> </tr> <tr> <td>Uncertain</td> <td>0</td> <td>0%</td> </tr> <tr> <td>Disagree</td> <td>0</td> <td>0%</td> </tr> <tr> <td>Strongly Disagree</td> <td>0</td> <td>0%</td> </tr> </tbody> </table> | Choice | Number | Percentage | Strongly Agree | 9 | 69.23% | Agree | 4 | 30.77% | Uncertain | 0 | 0% | Disagree | 0 | 0% | Strongly Disagree | 0 | 0% |  <p>● Stron... ● Agree</p> |
| Choice | Number | Percentage | | | | | | | | | | | | | | | | | | | |
| Strongly Agree | 9 | 69.23% | | | | | | | | | | | | | | | | | | | |
| Agree | 4 | 30.77% | | | | | | | | | | | | | | | | | | | |
| Uncertain | 0 | 0% | | | | | | | | | | | | | | | | | | | |
| Disagree | 0 | 0% | | | | | | | | | | | | | | | | | | | |
| Strongly Disagree | 0 | 0% | | | | | | | | | | | | | | | | | | | |
| 19 | Feedback on assessment was helpful | <table border="1"> <thead> <tr> <th>Choice</th> <th>Number</th> <th>Percentage</th> </tr> </thead> <tbody> <tr> <td>Strongly Agree</td> <td>9</td> <td>69.23%</td> </tr> <tr> <td>Agree</td> <td>4</td> <td>30.77%</td> </tr> <tr> <td>Uncertain</td> <td>0</td> <td>0%</td> </tr> <tr> <td>Disagree</td> <td>0</td> <td>0%</td> </tr> <tr> <td>Strongly Disagree</td> <td>0</td> <td>0%</td> </tr> </tbody> </table> | Choice | Number | Percentage | Strongly Agree | 9 | 69.23% | Agree | 4 | 30.77% | Uncertain | 0 | 0% | Disagree | 0 | 0% | Strongly Disagree | 0 | 0% |  <p>● Stron... ● Agree</p> |
| Choice | Number | Percentage | | | | | | | | | | | | | | | | | | | |
| Strongly Agree | 9 | 69.23% | | | | | | | | | | | | | | | | | | | |
| Agree | 4 | 30.77% | | | | | | | | | | | | | | | | | | | |
| Uncertain | 0 | 0% | | | | | | | | | | | | | | | | | | | |
| Disagree | 0 | 0% | | | | | | | | | | | | | | | | | | | |
| Strongly Disagree | 0 | 0% | | | | | | | | | | | | | | | | | | | |

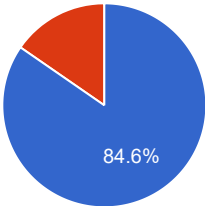
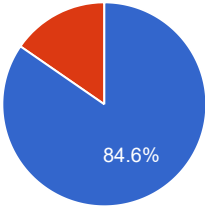
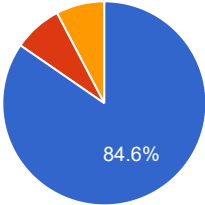
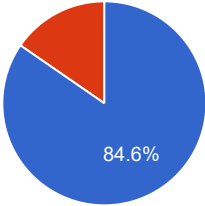
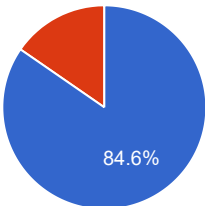
| 20 | I understood the lectures | <table border="1"> <thead> <tr> <th>Choice</th> <th>Number</th> <th>Percentage</th> </tr> </thead> <tbody> <tr> <td>Strongly Agree</td> <td>11</td> <td>84.62%</td> </tr> <tr> <td>Agree</td> <td>2</td> <td>15.38%</td> </tr> <tr> <td>Uncertain</td> <td>0</td> <td>0%</td> </tr> <tr> <td>Disagree</td> <td>0</td> <td>0%</td> </tr> <tr> <td>Strongly Disagree</td> <td>0</td> <td>0%</td> </tr> </tbody> </table> | Choice | Number | Percentage | Strongly Agree | 11 | 84.62% | Agree | 2 | 15.38% | Uncertain | 0 | 0% | Disagree | 0 | 0% | Strongly Disagree | 0 | 0% |  <p>84.6%</p> <p>● Stron... ● Agree</p> |
|-------------------|---|--|--------|--------|------------|----------------|----|--------|-------|---|--------|-----------|---|----|----------|---|----|-------------------|---|----|---|
| Choice | Number | Percentage | | | | | | | | | | | | | | | | | | | |
| Strongly Agree | 11 | 84.62% | | | | | | | | | | | | | | | | | | | |
| Agree | 2 | 15.38% | | | | | | | | | | | | | | | | | | | |
| Uncertain | 0 | 0% | | | | | | | | | | | | | | | | | | | |
| Disagree | 0 | 0% | | | | | | | | | | | | | | | | | | | |
| Strongly Disagree | 0 | 0% | | | | | | | | | | | | | | | | | | | |
| 21 | The material was well organized and presented | <table border="1"> <thead> <tr> <th>Choice</th> <th>Number</th> <th>Percentage</th> </tr> </thead> <tbody> <tr> <td>Strongly Agree</td> <td>11</td> <td>84.62%</td> </tr> <tr> <td>Agree</td> <td>2</td> <td>15.38%</td> </tr> <tr> <td>Uncertain</td> <td>0</td> <td>0%</td> </tr> <tr> <td>Disagree</td> <td>0</td> <td>0%</td> </tr> <tr> <td>Strongly Disagree</td> <td>0</td> <td>0%</td> </tr> </tbody> </table> | Choice | Number | Percentage | Strongly Agree | 11 | 84.62% | Agree | 2 | 15.38% | Uncertain | 0 | 0% | Disagree | 0 | 0% | Strongly Disagree | 0 | 0% |  <p>84.6%</p> <p>● Stron... ● Agree</p> |
| Choice | Number | Percentage | | | | | | | | | | | | | | | | | | | |
| Strongly Agree | 11 | 84.62% | | | | | | | | | | | | | | | | | | | |
| Agree | 2 | 15.38% | | | | | | | | | | | | | | | | | | | |
| Uncertain | 0 | 0% | | | | | | | | | | | | | | | | | | | |
| Disagree | 0 | 0% | | | | | | | | | | | | | | | | | | | |
| Strongly Disagree | 0 | 0% | | | | | | | | | | | | | | | | | | | |
| 22 | The instructor was responsive to student needs and problems | <table border="1"> <thead> <tr> <th>Choice</th> <th>Number</th> <th>Percentage</th> </tr> </thead> <tbody> <tr> <td>Strongly Agree</td> <td>11</td> <td>84.62%</td> </tr> <tr> <td>Agree</td> <td>2</td> <td>15.38%</td> </tr> <tr> <td>Uncertain</td> <td>0</td> <td>0%</td> </tr> <tr> <td>Disagree</td> <td>0</td> <td>0%</td> </tr> <tr> <td>Strongly Disagree</td> <td>0</td> <td>0%</td> </tr> </tbody> </table> | Choice | Number | Percentage | Strongly Agree | 11 | 84.62% | Agree | 2 | 15.38% | Uncertain | 0 | 0% | Disagree | 0 | 0% | Strongly Disagree | 0 | 0% |  <p>84.6%</p> <p>● Stron... ● Agree</p> |
| Choice | Number | Percentage | | | | | | | | | | | | | | | | | | | |
| Strongly Agree | 11 | 84.62% | | | | | | | | | | | | | | | | | | | |
| Agree | 2 | 15.38% | | | | | | | | | | | | | | | | | | | |
| Uncertain | 0 | 0% | | | | | | | | | | | | | | | | | | | |
| Disagree | 0 | 0% | | | | | | | | | | | | | | | | | | | |
| Strongly Disagree | 0 | 0% | | | | | | | | | | | | | | | | | | | |
| 23 | Had the instructor been regular throughout the course | <table border="1"> <thead> <tr> <th>Choice</th> <th>Number</th> <th>Percentage</th> </tr> </thead> <tbody> <tr> <td>Strongly Agree</td> <td>11</td> <td>84.62%</td> </tr> <tr> <td>Agree</td> <td>2</td> <td>15.38%</td> </tr> <tr> <td>Uncertain</td> <td>0</td> <td>0%</td> </tr> <tr> <td>Disagree</td> <td>0</td> <td>0%</td> </tr> <tr> <td>Strongly Disagree</td> <td>0</td> <td>0%</td> </tr> </tbody> </table> | Choice | Number | Percentage | Strongly Agree | 11 | 84.62% | Agree | 2 | 15.38% | Uncertain | 0 | 0% | Disagree | 0 | 0% | Strongly Disagree | 0 | 0% |  <p>84.6%</p> <p>● Stron... ● Agree</p> |
| Choice | Number | Percentage | | | | | | | | | | | | | | | | | | | |
| Strongly Agree | 11 | 84.62% | | | | | | | | | | | | | | | | | | | |
| Agree | 2 | 15.38% | | | | | | | | | | | | | | | | | | | |
| Uncertain | 0 | 0% | | | | | | | | | | | | | | | | | | | |
| Disagree | 0 | 0% | | | | | | | | | | | | | | | | | | | |
| Strongly Disagree | 0 | 0% | | | | | | | | | | | | | | | | | | | |
| 24 | The material in the tutorials was useful | <table border="1"> <thead> <tr> <th>Choice</th> <th>Number</th> <th>Percentage</th> </tr> </thead> <tbody> <tr> <td>Strongly Agree</td> <td>9</td> <td>69.23%</td> </tr> <tr> <td>Agree</td> <td>4</td> <td>30.77%</td> </tr> <tr> <td>Uncertain</td> <td>0</td> <td>0%</td> </tr> <tr> <td>Disagree</td> <td>0</td> <td>0%</td> </tr> <tr> <td>Strongly Disagree</td> <td>0</td> <td>0%</td> </tr> </tbody> </table> | Choice | Number | Percentage | Strongly Agree | 9 | 69.23% | Agree | 4 | 30.77% | Uncertain | 0 | 0% | Disagree | 0 | 0% | Strongly Disagree | 0 | 0% |  <p>69.2%</p> <p>30.8%</p> <p>● Stron... ● Agree</p> |
| Choice | Number | Percentage | | | | | | | | | | | | | | | | | | | |
| Strongly Agree | 9 | 69.23% | | | | | | | | | | | | | | | | | | | |
| Agree | 4 | 30.77% | | | | | | | | | | | | | | | | | | | |
| Uncertain | 0 | 0% | | | | | | | | | | | | | | | | | | | |
| Disagree | 0 | 0% | | | | | | | | | | | | | | | | | | | |
| Strongly Disagree | 0 | 0% | | | | | | | | | | | | | | | | | | | |

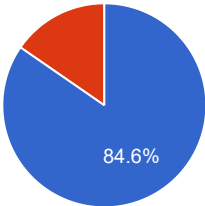
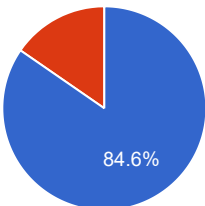
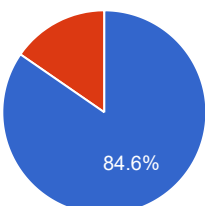
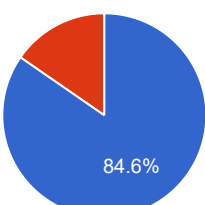
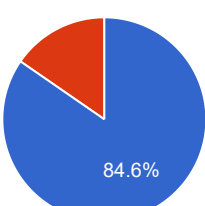
| 25 | I was happy with the amount of work needed for tutorials | <table border="1"> <thead> <tr> <th>Choice</th> <th>Number</th> <th>Percentage</th> </tr> </thead> <tbody> <tr> <td>Strongly Agree</td> <td>9</td> <td>69.23%</td> </tr> <tr> <td>Agree</td> <td>4</td> <td>30.77%</td> </tr> <tr> <td>Uncertain</td> <td>0</td> <td>0%</td> </tr> <tr> <td>Disagree</td> <td>0</td> <td>0%</td> </tr> <tr> <td>Strongly Disagree</td> <td>0</td> <td>0%</td> </tr> </tbody> </table> | Choice | Number | Percentage | Strongly Agree | 9 | 69.23% | Agree | 4 | 30.77% | Uncertain | 0 | 0% | Disagree | 0 | 0% | Strongly Disagree | 0 | 0% |  <p>● Stron... ● Agree</p> |
|-------------------|--|---|--------|--------|------------|----------------|---|--------|-------|---|--------|-----------|---|----|----------|---|----|-------------------|---|----|---|
| Choice | Number | Percentage | | | | | | | | | | | | | | | | | | | |
| Strongly Agree | 9 | 69.23% | | | | | | | | | | | | | | | | | | | |
| Agree | 4 | 30.77% | | | | | | | | | | | | | | | | | | | |
| Uncertain | 0 | 0% | | | | | | | | | | | | | | | | | | | |
| Disagree | 0 | 0% | | | | | | | | | | | | | | | | | | | |
| Strongly Disagree | 0 | 0% | | | | | | | | | | | | | | | | | | | |
| 26 | The tutor dealt effectively with my problems | <table border="1"> <thead> <tr> <th>Choice</th> <th>Number</th> <th>Percentage</th> </tr> </thead> <tbody> <tr> <td>Strongly Agree</td> <td>9</td> <td>69.23%</td> </tr> <tr> <td>Agree</td> <td>4</td> <td>30.77%</td> </tr> <tr> <td>Uncertain</td> <td>0</td> <td>0%</td> </tr> <tr> <td>Disagree</td> <td>0</td> <td>0%</td> </tr> <tr> <td>Strongly Disagree</td> <td>0</td> <td>0%</td> </tr> </tbody> </table> | Choice | Number | Percentage | Strongly Agree | 9 | 69.23% | Agree | 4 | 30.77% | Uncertain | 0 | 0% | Disagree | 0 | 0% | Strongly Disagree | 0 | 0% |  <p>● Stron... ● Agree</p> |
| Choice | Number | Percentage | | | | | | | | | | | | | | | | | | | |
| Strongly Agree | 9 | 69.23% | | | | | | | | | | | | | | | | | | | |
| Agree | 4 | 30.77% | | | | | | | | | | | | | | | | | | | |
| Uncertain | 0 | 0% | | | | | | | | | | | | | | | | | | | |
| Disagree | 0 | 0% | | | | | | | | | | | | | | | | | | | |
| Strongly Disagree | 0 | 0% | | | | | | | | | | | | | | | | | | | |
| 27 | The material in the practicals was useful | <table border="1"> <thead> <tr> <th>Choice</th> <th>Number</th> <th>Percentage</th> </tr> </thead> <tbody> <tr> <td>Strongly Agree</td> <td>9</td> <td>69.23%</td> </tr> <tr> <td>Agree</td> <td>4</td> <td>30.77%</td> </tr> <tr> <td>Uncertain</td> <td>0</td> <td>0%</td> </tr> <tr> <td>Disagree</td> <td>0</td> <td>0%</td> </tr> <tr> <td>Strongly Disagree</td> <td>0</td> <td>0%</td> </tr> </tbody> </table> | Choice | Number | Percentage | Strongly Agree | 9 | 69.23% | Agree | 4 | 30.77% | Uncertain | 0 | 0% | Disagree | 0 | 0% | Strongly Disagree | 0 | 0% |  <p>● Stron... ● Agree</p> |
| Choice | Number | Percentage | | | | | | | | | | | | | | | | | | | |
| Strongly Agree | 9 | 69.23% | | | | | | | | | | | | | | | | | | | |
| Agree | 4 | 30.77% | | | | | | | | | | | | | | | | | | | |
| Uncertain | 0 | 0% | | | | | | | | | | | | | | | | | | | |
| Disagree | 0 | 0% | | | | | | | | | | | | | | | | | | | |
| Strongly Disagree | 0 | 0% | | | | | | | | | | | | | | | | | | | |
| 28 | The demonstrators dealt effectively with my problems | <table border="1"> <thead> <tr> <th>Choice</th> <th>Number</th> <th>Percentage</th> </tr> </thead> <tbody> <tr> <td>Strongly Agree</td> <td>9</td> <td>69.23%</td> </tr> <tr> <td>Agree</td> <td>4</td> <td>30.77%</td> </tr> <tr> <td>Uncertain</td> <td>0</td> <td>0%</td> </tr> <tr> <td>Disagree</td> <td>0</td> <td>0%</td> </tr> <tr> <td>Strongly Disagree</td> <td>0</td> <td>0%</td> </tr> </tbody> </table> | Choice | Number | Percentage | Strongly Agree | 9 | 69.23% | Agree | 4 | 30.77% | Uncertain | 0 | 0% | Disagree | 0 | 0% | Strongly Disagree | 0 | 0% |  <p>● Stron... ● Agree</p> |
| Choice | Number | Percentage | | | | | | | | | | | | | | | | | | | |
| Strongly Agree | 9 | 69.23% | | | | | | | | | | | | | | | | | | | |
| Agree | 4 | 30.77% | | | | | | | | | | | | | | | | | | | |
| Uncertain | 0 | 0% | | | | | | | | | | | | | | | | | | | |
| Disagree | 0 | 0% | | | | | | | | | | | | | | | | | | | |
| Strongly Disagree | 0 | 0% | | | | | | | | | | | | | | | | | | | |
| 29 | The best features of the Course were | <p>ok Very good ok ok The course is basically fruitful for the next coming semesters and provide base for future research work The course is basically fruitful for the next coming semesters and provide base for future research work good We get the knowledge of the software good GODD Good ok Good</p> | | | | | | | | | | | | | | | | | | | |

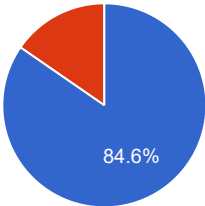
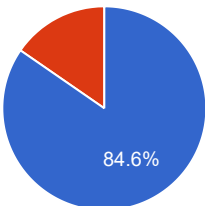
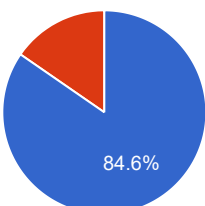
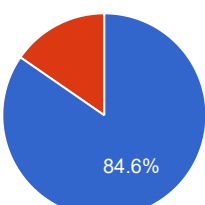
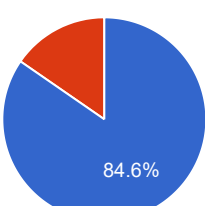
| | | |
|----|--|---|
| 30 | The Course could have been improved by | ok Excellent ok ok Satisfactory Satisfactory good Arranging more practical classes ok GOOD Good ok Good |
| 31 | The University does not tolerate discrimination on any irrelevant distinction (e.g. race, age, gender) and is committed to work with diversity in a wholly positive way. Please indicate below anything in relation to this Course which may run counter to this objective | ok Fully satisfied good Nothing good Good Good |

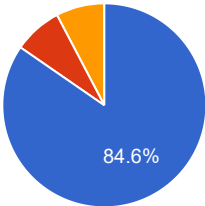
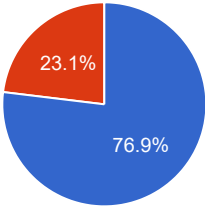
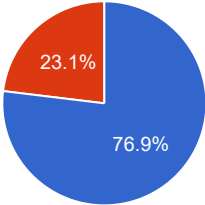
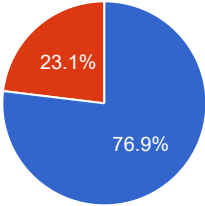
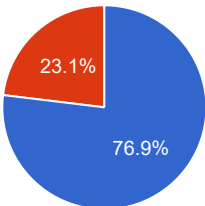
Course Evaluation - Program: 0222

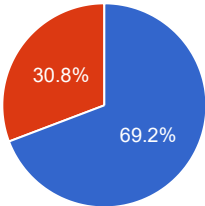
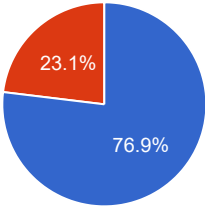
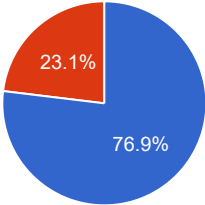
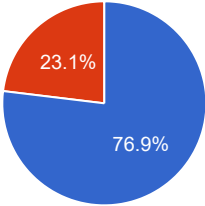
| Teacher Name: MUHAMMAD SHOAIB | | Course ID: MTS-423 Course Title: Mathematical Tools | | Session: 2018 Fall | | | | | | | | | | | | | | | | | | | |
|-------------------------------|--|--|--------|--------------------|------------|----------------|----|--------|-------|---|--------|-----------|---|----|----------|---|----|-------------------|---|----|--|--|--|
| Shift: After noon -- Section: | | Total Strength: 20 | | Attempted: 13 | | | | | | | | | | | | | | | | | | | |
| S.No | Question | Opinions | | | Chart | | | | | | | | | | | | | | | | | | |
| 1 | The course objectives were clear | <table border="1"> <thead> <tr> <th>Choice</th> <th>Number</th> <th>Percentage</th> </tr> </thead> <tbody> <tr> <td>Strongly Agree</td> <td>11</td> <td>84.62%</td> </tr> <tr> <td>Agree</td> <td>2</td> <td>15.38%</td> </tr> <tr> <td>Uncertain</td> <td>0</td> <td>0%</td> </tr> <tr> <td>Disagree</td> <td>0</td> <td>0%</td> </tr> <tr> <td>Strongly Disagree</td> <td>0</td> <td>0%</td> </tr> </tbody> </table> | Choice | Number | Percentage | Strongly Agree | 11 | 84.62% | Agree | 2 | 15.38% | Uncertain | 0 | 0% | Disagree | 0 | 0% | Strongly Disagree | 0 | 0% | <p>84.6%</p> <p>● Stron... ● Agree</p> | | |
| Choice | Number | Percentage | | | | | | | | | | | | | | | | | | | | | |
| Strongly Agree | 11 | 84.62% | | | | | | | | | | | | | | | | | | | | | |
| Agree | 2 | 15.38% | | | | | | | | | | | | | | | | | | | | | |
| Uncertain | 0 | 0% | | | | | | | | | | | | | | | | | | | | | |
| Disagree | 0 | 0% | | | | | | | | | | | | | | | | | | | | | |
| Strongly Disagree | 0 | 0% | | | | | | | | | | | | | | | | | | | | | |
| 2 | The Course workload was manageable | <table border="1"> <thead> <tr> <th>Choice</th> <th>Number</th> <th>Percentage</th> </tr> </thead> <tbody> <tr> <td>Strongly Agree</td> <td>11</td> <td>84.62%</td> </tr> <tr> <td>Agree</td> <td>2</td> <td>15.38%</td> </tr> <tr> <td>Uncertain</td> <td>0</td> <td>0%</td> </tr> <tr> <td>Disagree</td> <td>0</td> <td>0%</td> </tr> <tr> <td>Strongly Disagree</td> <td>0</td> <td>0%</td> </tr> </tbody> </table> | Choice | Number | Percentage | Strongly Agree | 11 | 84.62% | Agree | 2 | 15.38% | Uncertain | 0 | 0% | Disagree | 0 | 0% | Strongly Disagree | 0 | 0% | <p>84.6%</p> <p>● Stron... ● Agree</p> | | |
| Choice | Number | Percentage | | | | | | | | | | | | | | | | | | | | | |
| Strongly Agree | 11 | 84.62% | | | | | | | | | | | | | | | | | | | | | |
| Agree | 2 | 15.38% | | | | | | | | | | | | | | | | | | | | | |
| Uncertain | 0 | 0% | | | | | | | | | | | | | | | | | | | | | |
| Disagree | 0 | 0% | | | | | | | | | | | | | | | | | | | | | |
| Strongly Disagree | 0 | 0% | | | | | | | | | | | | | | | | | | | | | |
| 3 | The Course was well organized (e.g. timely access to materials, notification of changes, etc.) | <table border="1"> <thead> <tr> <th>Choice</th> <th>Number</th> <th>Percentage</th> </tr> </thead> <tbody> <tr> <td>Strongly Agree</td> <td>11</td> <td>84.62%</td> </tr> <tr> <td>Agree</td> <td>2</td> <td>15.38%</td> </tr> <tr> <td>Uncertain</td> <td>0</td> <td>0%</td> </tr> <tr> <td>Disagree</td> <td>0</td> <td>0%</td> </tr> <tr> <td>Strongly Disagree</td> <td>0</td> <td>0%</td> </tr> </tbody> </table> | Choice | Number | Percentage | Strongly Agree | 11 | 84.62% | Agree | 2 | 15.38% | Uncertain | 0 | 0% | Disagree | 0 | 0% | Strongly Disagree | 0 | 0% | <p>84.6%</p> <p>● Stron... ● Agree</p> | | |
| Choice | Number | Percentage | | | | | | | | | | | | | | | | | | | | | |
| Strongly Agree | 11 | 84.62% | | | | | | | | | | | | | | | | | | | | | |
| Agree | 2 | 15.38% | | | | | | | | | | | | | | | | | | | | | |
| Uncertain | 0 | 0% | | | | | | | | | | | | | | | | | | | | | |
| Disagree | 0 | 0% | | | | | | | | | | | | | | | | | | | | | |
| Strongly Disagree | 0 | 0% | | | | | | | | | | | | | | | | | | | | | |
| 4 | I participated actively in the Course | <table border="1"> <thead> <tr> <th>Choice</th> <th>Number</th> <th>Percentage</th> </tr> </thead> <tbody> <tr> <td>Strongly Agree</td> <td>11</td> <td>84.62%</td> </tr> <tr> <td>Agree</td> <td>2</td> <td>15.38%</td> </tr> <tr> <td>Uncertain</td> <td>0</td> <td>0%</td> </tr> <tr> <td>Disagree</td> <td>0</td> <td>0%</td> </tr> <tr> <td>Strongly Disagree</td> <td>0</td> <td>0%</td> </tr> </tbody> </table> | Choice | Number | Percentage | Strongly Agree | 11 | 84.62% | Agree | 2 | 15.38% | Uncertain | 0 | 0% | Disagree | 0 | 0% | Strongly Disagree | 0 | 0% | <p>84.6%</p> <p>● Stron... ● Agree</p> | | |
| Choice | Number | Percentage | | | | | | | | | | | | | | | | | | | | | |
| Strongly Agree | 11 | 84.62% | | | | | | | | | | | | | | | | | | | | | |
| Agree | 2 | 15.38% | | | | | | | | | | | | | | | | | | | | | |
| Uncertain | 0 | 0% | | | | | | | | | | | | | | | | | | | | | |
| Disagree | 0 | 0% | | | | | | | | | | | | | | | | | | | | | |
| Strongly Disagree | 0 | 0% | | | | | | | | | | | | | | | | | | | | | |

| 5 | I think I have made progress in this Course | <table border="1"> <thead> <tr> <th>Choice</th> <th>Number</th> <th>Percentage</th> </tr> </thead> <tbody> <tr> <td>Strongly Agree</td> <td>11</td> <td>84.62%</td> </tr> <tr> <td>Agree</td> <td>2</td> <td>15.38%</td> </tr> <tr> <td>Uncertain</td> <td>0</td> <td>0%</td> </tr> <tr> <td>Disagree</td> <td>0</td> <td>0%</td> </tr> <tr> <td>Strongly Disagree</td> <td>0</td> <td>0%</td> </tr> </tbody> </table> | Choice | Number | Percentage | Strongly Agree | 11 | 84.62% | Agree | 2 | 15.38% | Uncertain | 0 | 0% | Disagree | 0 | 0% | Strongly Disagree | 0 | 0% |  <p>84.6%</p> <ul style="list-style-type: none"> ● Stron... ● Agree |
|-------------------|---|--|--------|--------|------------|----------------|----|--------|-------|---|--------|-----------|---|-------|----------|---|----|-------------------|---|----|--|
| Choice | Number | Percentage | | | | | | | | | | | | | | | | | | | |
| Strongly Agree | 11 | 84.62% | | | | | | | | | | | | | | | | | | | |
| Agree | 2 | 15.38% | | | | | | | | | | | | | | | | | | | |
| Uncertain | 0 | 0% | | | | | | | | | | | | | | | | | | | |
| Disagree | 0 | 0% | | | | | | | | | | | | | | | | | | | |
| Strongly Disagree | 0 | 0% | | | | | | | | | | | | | | | | | | | |
| 6 | I think the Course was well structured to achieve the learning outcomes (there was a good balance of lectures, tutorials, practical etc.) | <table border="1"> <thead> <tr> <th>Choice</th> <th>Number</th> <th>Percentage</th> </tr> </thead> <tbody> <tr> <td>Strongly Agree</td> <td>11</td> <td>84.62%</td> </tr> <tr> <td>Agree</td> <td>2</td> <td>15.38%</td> </tr> <tr> <td>Uncertain</td> <td>0</td> <td>0%</td> </tr> <tr> <td>Disagree</td> <td>0</td> <td>0%</td> </tr> <tr> <td>Strongly Disagree</td> <td>0</td> <td>0%</td> </tr> </tbody> </table> | Choice | Number | Percentage | Strongly Agree | 11 | 84.62% | Agree | 2 | 15.38% | Uncertain | 0 | 0% | Disagree | 0 | 0% | Strongly Disagree | 0 | 0% |  <p>84.6%</p> <ul style="list-style-type: none"> ● Stron... ● Agree |
| Choice | Number | Percentage | | | | | | | | | | | | | | | | | | | |
| Strongly Agree | 11 | 84.62% | | | | | | | | | | | | | | | | | | | |
| Agree | 2 | 15.38% | | | | | | | | | | | | | | | | | | | |
| Uncertain | 0 | 0% | | | | | | | | | | | | | | | | | | | |
| Disagree | 0 | 0% | | | | | | | | | | | | | | | | | | | |
| Strongly Disagree | 0 | 0% | | | | | | | | | | | | | | | | | | | |
| 7 | The learning and teaching methods encouraged participation | <table border="1"> <thead> <tr> <th>Choice</th> <th>Number</th> <th>Percentage</th> </tr> </thead> <tbody> <tr> <td>Strongly Agree</td> <td>11</td> <td>84.62%</td> </tr> <tr> <td>Agree</td> <td>1</td> <td>7.69%</td> </tr> <tr> <td>Uncertain</td> <td>1</td> <td>7.69%</td> </tr> <tr> <td>Disagree</td> <td>0</td> <td>0%</td> </tr> <tr> <td>Strongly Disagree</td> <td>0</td> <td>0%</td> </tr> </tbody> </table> | Choice | Number | Percentage | Strongly Agree | 11 | 84.62% | Agree | 1 | 7.69% | Uncertain | 1 | 7.69% | Disagree | 0 | 0% | Strongly Disagree | 0 | 0% |  <p>84.6%</p> <ul style="list-style-type: none"> ● Stron... ● Agree ● Unce... |
| Choice | Number | Percentage | | | | | | | | | | | | | | | | | | | |
| Strongly Agree | 11 | 84.62% | | | | | | | | | | | | | | | | | | | |
| Agree | 1 | 7.69% | | | | | | | | | | | | | | | | | | | |
| Uncertain | 1 | 7.69% | | | | | | | | | | | | | | | | | | | |
| Disagree | 0 | 0% | | | | | | | | | | | | | | | | | | | |
| Strongly Disagree | 0 | 0% | | | | | | | | | | | | | | | | | | | |
| 8 | The overall environment in the class was conducive to learning | <table border="1"> <thead> <tr> <th>Choice</th> <th>Number</th> <th>Percentage</th> </tr> </thead> <tbody> <tr> <td>Strongly Agree</td> <td>11</td> <td>84.62%</td> </tr> <tr> <td>Agree</td> <td>2</td> <td>15.38%</td> </tr> <tr> <td>Uncertain</td> <td>0</td> <td>0%</td> </tr> <tr> <td>Disagree</td> <td>0</td> <td>0%</td> </tr> <tr> <td>Strongly Disagree</td> <td>0</td> <td>0%</td> </tr> </tbody> </table> | Choice | Number | Percentage | Strongly Agree | 11 | 84.62% | Agree | 2 | 15.38% | Uncertain | 0 | 0% | Disagree | 0 | 0% | Strongly Disagree | 0 | 0% |  <p>84.6%</p> <ul style="list-style-type: none"> ● Stron... ● Agree |
| Choice | Number | Percentage | | | | | | | | | | | | | | | | | | | |
| Strongly Agree | 11 | 84.62% | | | | | | | | | | | | | | | | | | | |
| Agree | 2 | 15.38% | | | | | | | | | | | | | | | | | | | |
| Uncertain | 0 | 0% | | | | | | | | | | | | | | | | | | | |
| Disagree | 0 | 0% | | | | | | | | | | | | | | | | | | | |
| Strongly Disagree | 0 | 0% | | | | | | | | | | | | | | | | | | | |
| 9 | Classrooms were satisfactory | <table border="1"> <thead> <tr> <th>Choice</th> <th>Number</th> <th>Percentage</th> </tr> </thead> <tbody> <tr> <td>Strongly Agree</td> <td>11</td> <td>84.62%</td> </tr> <tr> <td>Agree</td> <td>2</td> <td>15.38%</td> </tr> <tr> <td>Uncertain</td> <td>0</td> <td>0%</td> </tr> <tr> <td>Disagree</td> <td>0</td> <td>0%</td> </tr> <tr> <td>Strongly Disagree</td> <td>0</td> <td>0%</td> </tr> </tbody> </table> | Choice | Number | Percentage | Strongly Agree | 11 | 84.62% | Agree | 2 | 15.38% | Uncertain | 0 | 0% | Disagree | 0 | 0% | Strongly Disagree | 0 | 0% |  <p>84.6%</p> <ul style="list-style-type: none"> ● Stron... ● Agree |
| Choice | Number | Percentage | | | | | | | | | | | | | | | | | | | |
| Strongly Agree | 11 | 84.62% | | | | | | | | | | | | | | | | | | | |
| Agree | 2 | 15.38% | | | | | | | | | | | | | | | | | | | |
| Uncertain | 0 | 0% | | | | | | | | | | | | | | | | | | | |
| Disagree | 0 | 0% | | | | | | | | | | | | | | | | | | | |
| Strongly Disagree | 0 | 0% | | | | | | | | | | | | | | | | | | | |

| 10 | Learning materials (Lesson Plans, Course Notes etc.) were relevant and useful | <table border="1"> <thead> <tr> <th>Choice</th> <th>Number</th> <th>Percentage</th> </tr> </thead> <tbody> <tr> <td>Strongly Agree</td> <td>11</td> <td>84.62%</td> </tr> <tr> <td>Agree</td> <td>2</td> <td>15.38%</td> </tr> <tr> <td>Uncertain</td> <td>0</td> <td>0%</td> </tr> <tr> <td>Disagree</td> <td>0</td> <td>0%</td> </tr> <tr> <td>Strongly Disagree</td> <td>0</td> <td>0%</td> </tr> </tbody> </table> | Choice | Number | Percentage | Strongly Agree | 11 | 84.62% | Agree | 2 | 15.38% | Uncertain | 0 | 0% | Disagree | 0 | 0% | Strongly Disagree | 0 | 0% |  <p>● Stron... ● Agree</p> |
|-------------------|--|--|--------|--------|------------|----------------|----|--------|-------|---|--------|-----------|---|----|----------|---|----|-------------------|---|----|---|
| Choice | Number | Percentage | | | | | | | | | | | | | | | | | | | |
| Strongly Agree | 11 | 84.62% | | | | | | | | | | | | | | | | | | | |
| Agree | 2 | 15.38% | | | | | | | | | | | | | | | | | | | |
| Uncertain | 0 | 0% | | | | | | | | | | | | | | | | | | | |
| Disagree | 0 | 0% | | | | | | | | | | | | | | | | | | | |
| Strongly Disagree | 0 | 0% | | | | | | | | | | | | | | | | | | | |
| 11 | Recommended reading Books etc. were relevant and appropriate | <table border="1"> <thead> <tr> <th>Choice</th> <th>Number</th> <th>Percentage</th> </tr> </thead> <tbody> <tr> <td>Strongly Agree</td> <td>11</td> <td>84.62%</td> </tr> <tr> <td>Agree</td> <td>2</td> <td>15.38%</td> </tr> <tr> <td>Uncertain</td> <td>0</td> <td>0%</td> </tr> <tr> <td>Disagree</td> <td>0</td> <td>0%</td> </tr> <tr> <td>Strongly Disagree</td> <td>0</td> <td>0%</td> </tr> </tbody> </table> | Choice | Number | Percentage | Strongly Agree | 11 | 84.62% | Agree | 2 | 15.38% | Uncertain | 0 | 0% | Disagree | 0 | 0% | Strongly Disagree | 0 | 0% |  <p>● Stron... ● Agree</p> |
| Choice | Number | Percentage | | | | | | | | | | | | | | | | | | | |
| Strongly Agree | 11 | 84.62% | | | | | | | | | | | | | | | | | | | |
| Agree | 2 | 15.38% | | | | | | | | | | | | | | | | | | | |
| Uncertain | 0 | 0% | | | | | | | | | | | | | | | | | | | |
| Disagree | 0 | 0% | | | | | | | | | | | | | | | | | | | |
| Strongly Disagree | 0 | 0% | | | | | | | | | | | | | | | | | | | |
| 12 | The provision of learning resources in the library was adequate and appropriate | <table border="1"> <thead> <tr> <th>Choice</th> <th>Number</th> <th>Percentage</th> </tr> </thead> <tbody> <tr> <td>Strongly Agree</td> <td>11</td> <td>84.62%</td> </tr> <tr> <td>Agree</td> <td>2</td> <td>15.38%</td> </tr> <tr> <td>Uncertain</td> <td>0</td> <td>0%</td> </tr> <tr> <td>Disagree</td> <td>0</td> <td>0%</td> </tr> <tr> <td>Strongly Disagree</td> <td>0</td> <td>0%</td> </tr> </tbody> </table> | Choice | Number | Percentage | Strongly Agree | 11 | 84.62% | Agree | 2 | 15.38% | Uncertain | 0 | 0% | Disagree | 0 | 0% | Strongly Disagree | 0 | 0% |  <p>● Stron... ● Agree</p> |
| Choice | Number | Percentage | | | | | | | | | | | | | | | | | | | |
| Strongly Agree | 11 | 84.62% | | | | | | | | | | | | | | | | | | | |
| Agree | 2 | 15.38% | | | | | | | | | | | | | | | | | | | |
| Uncertain | 0 | 0% | | | | | | | | | | | | | | | | | | | |
| Disagree | 0 | 0% | | | | | | | | | | | | | | | | | | | |
| Strongly Disagree | 0 | 0% | | | | | | | | | | | | | | | | | | | |
| 13 | The provision of learning resources on the Web was adequate and appropriate (if relevant) | <table border="1"> <thead> <tr> <th>Choice</th> <th>Number</th> <th>Percentage</th> </tr> </thead> <tbody> <tr> <td>Strongly Agree</td> <td>11</td> <td>84.62%</td> </tr> <tr> <td>Agree</td> <td>2</td> <td>15.38%</td> </tr> <tr> <td>Uncertain</td> <td>0</td> <td>0%</td> </tr> <tr> <td>Disagree</td> <td>0</td> <td>0%</td> </tr> <tr> <td>Strongly Disagree</td> <td>0</td> <td>0%</td> </tr> </tbody> </table> | Choice | Number | Percentage | Strongly Agree | 11 | 84.62% | Agree | 2 | 15.38% | Uncertain | 0 | 0% | Disagree | 0 | 0% | Strongly Disagree | 0 | 0% |  <p>● Stron... ● Agree</p> |
| Choice | Number | Percentage | | | | | | | | | | | | | | | | | | | |
| Strongly Agree | 11 | 84.62% | | | | | | | | | | | | | | | | | | | |
| Agree | 2 | 15.38% | | | | | | | | | | | | | | | | | | | |
| Uncertain | 0 | 0% | | | | | | | | | | | | | | | | | | | |
| Disagree | 0 | 0% | | | | | | | | | | | | | | | | | | | |
| Strongly Disagree | 0 | 0% | | | | | | | | | | | | | | | | | | | |
| 14 | The Course stimulated my interest and thought on the subject area | <table border="1"> <thead> <tr> <th>Choice</th> <th>Number</th> <th>Percentage</th> </tr> </thead> <tbody> <tr> <td>Strongly Agree</td> <td>11</td> <td>84.62%</td> </tr> <tr> <td>Agree</td> <td>2</td> <td>15.38%</td> </tr> <tr> <td>Uncertain</td> <td>0</td> <td>0%</td> </tr> <tr> <td>Disagree</td> <td>0</td> <td>0%</td> </tr> <tr> <td>Strongly Disagree</td> <td>0</td> <td>0%</td> </tr> </tbody> </table> | Choice | Number | Percentage | Strongly Agree | 11 | 84.62% | Agree | 2 | 15.38% | Uncertain | 0 | 0% | Disagree | 0 | 0% | Strongly Disagree | 0 | 0% |  <p>● Stron... ● Agree</p> |
| Choice | Number | Percentage | | | | | | | | | | | | | | | | | | | |
| Strongly Agree | 11 | 84.62% | | | | | | | | | | | | | | | | | | | |
| Agree | 2 | 15.38% | | | | | | | | | | | | | | | | | | | |
| Uncertain | 0 | 0% | | | | | | | | | | | | | | | | | | | |
| Disagree | 0 | 0% | | | | | | | | | | | | | | | | | | | |
| Strongly Disagree | 0 | 0% | | | | | | | | | | | | | | | | | | | |

| 15 | The pace of the Course was appropriate | <table border="1"> <thead> <tr> <th>Choice</th> <th>Number</th> <th>Percentage</th> </tr> </thead> <tbody> <tr> <td>Strongly Agree</td> <td>11</td> <td>84.62%</td> </tr> <tr> <td>Agree</td> <td>2</td> <td>15.38%</td> </tr> <tr> <td>Uncertain</td> <td>0</td> <td>0%</td> </tr> <tr> <td>Disagree</td> <td>0</td> <td>0%</td> </tr> <tr> <td>Strongly Disagree</td> <td>0</td> <td>0%</td> </tr> </tbody> </table> | Choice | Number | Percentage | Strongly Agree | 11 | 84.62% | Agree | 2 | 15.38% | Uncertain | 0 | 0% | Disagree | 0 | 0% | Strongly Disagree | 0 | 0% |  <p>84.6%</p> <ul style="list-style-type: none"> ● Stron... ● Agree |
|-------------------|---|--|--------|--------|------------|----------------|----|--------|-------|---|--------|-----------|---|----|----------|---|----|-------------------|---|----|--|
| Choice | Number | Percentage | | | | | | | | | | | | | | | | | | | |
| Strongly Agree | 11 | 84.62% | | | | | | | | | | | | | | | | | | | |
| Agree | 2 | 15.38% | | | | | | | | | | | | | | | | | | | |
| Uncertain | 0 | 0% | | | | | | | | | | | | | | | | | | | |
| Disagree | 0 | 0% | | | | | | | | | | | | | | | | | | | |
| Strongly Disagree | 0 | 0% | | | | | | | | | | | | | | | | | | | |
| 16 | Ideas and concepts were presented clearly | <table border="1"> <thead> <tr> <th>Choice</th> <th>Number</th> <th>Percentage</th> </tr> </thead> <tbody> <tr> <td>Strongly Agree</td> <td>11</td> <td>84.62%</td> </tr> <tr> <td>Agree</td> <td>2</td> <td>15.38%</td> </tr> <tr> <td>Uncertain</td> <td>0</td> <td>0%</td> </tr> <tr> <td>Disagree</td> <td>0</td> <td>0%</td> </tr> <tr> <td>Strongly Disagree</td> <td>0</td> <td>0%</td> </tr> </tbody> </table> | Choice | Number | Percentage | Strongly Agree | 11 | 84.62% | Agree | 2 | 15.38% | Uncertain | 0 | 0% | Disagree | 0 | 0% | Strongly Disagree | 0 | 0% |  <p>84.6%</p> <ul style="list-style-type: none"> ● Stron... ● Agree |
| Choice | Number | Percentage | | | | | | | | | | | | | | | | | | | |
| Strongly Agree | 11 | 84.62% | | | | | | | | | | | | | | | | | | | |
| Agree | 2 | 15.38% | | | | | | | | | | | | | | | | | | | |
| Uncertain | 0 | 0% | | | | | | | | | | | | | | | | | | | |
| Disagree | 0 | 0% | | | | | | | | | | | | | | | | | | | |
| Strongly Disagree | 0 | 0% | | | | | | | | | | | | | | | | | | | |
| 17 | The method of assessment were reasonable | <table border="1"> <thead> <tr> <th>Choice</th> <th>Number</th> <th>Percentage</th> </tr> </thead> <tbody> <tr> <td>Strongly Agree</td> <td>11</td> <td>84.62%</td> </tr> <tr> <td>Agree</td> <td>2</td> <td>15.38%</td> </tr> <tr> <td>Uncertain</td> <td>0</td> <td>0%</td> </tr> <tr> <td>Disagree</td> <td>0</td> <td>0%</td> </tr> <tr> <td>Strongly Disagree</td> <td>0</td> <td>0%</td> </tr> </tbody> </table> | Choice | Number | Percentage | Strongly Agree | 11 | 84.62% | Agree | 2 | 15.38% | Uncertain | 0 | 0% | Disagree | 0 | 0% | Strongly Disagree | 0 | 0% |  <p>84.6%</p> <ul style="list-style-type: none"> ● Stron... ● Agree |
| Choice | Number | Percentage | | | | | | | | | | | | | | | | | | | |
| Strongly Agree | 11 | 84.62% | | | | | | | | | | | | | | | | | | | |
| Agree | 2 | 15.38% | | | | | | | | | | | | | | | | | | | |
| Uncertain | 0 | 0% | | | | | | | | | | | | | | | | | | | |
| Disagree | 0 | 0% | | | | | | | | | | | | | | | | | | | |
| Strongly Disagree | 0 | 0% | | | | | | | | | | | | | | | | | | | |
| 18 | Feedback on assessment was timely | <table border="1"> <thead> <tr> <th>Choice</th> <th>Number</th> <th>Percentage</th> </tr> </thead> <tbody> <tr> <td>Strongly Agree</td> <td>11</td> <td>84.62%</td> </tr> <tr> <td>Agree</td> <td>2</td> <td>15.38%</td> </tr> <tr> <td>Uncertain</td> <td>0</td> <td>0%</td> </tr> <tr> <td>Disagree</td> <td>0</td> <td>0%</td> </tr> <tr> <td>Strongly Disagree</td> <td>0</td> <td>0%</td> </tr> </tbody> </table> | Choice | Number | Percentage | Strongly Agree | 11 | 84.62% | Agree | 2 | 15.38% | Uncertain | 0 | 0% | Disagree | 0 | 0% | Strongly Disagree | 0 | 0% |  <p>84.6%</p> <ul style="list-style-type: none"> ● Stron... ● Agree |
| Choice | Number | Percentage | | | | | | | | | | | | | | | | | | | |
| Strongly Agree | 11 | 84.62% | | | | | | | | | | | | | | | | | | | |
| Agree | 2 | 15.38% | | | | | | | | | | | | | | | | | | | |
| Uncertain | 0 | 0% | | | | | | | | | | | | | | | | | | | |
| Disagree | 0 | 0% | | | | | | | | | | | | | | | | | | | |
| Strongly Disagree | 0 | 0% | | | | | | | | | | | | | | | | | | | |
| 19 | Feedback on assessment was helpful | <table border="1"> <thead> <tr> <th>Choice</th> <th>Number</th> <th>Percentage</th> </tr> </thead> <tbody> <tr> <td>Strongly Agree</td> <td>11</td> <td>84.62%</td> </tr> <tr> <td>Agree</td> <td>2</td> <td>15.38%</td> </tr> <tr> <td>Uncertain</td> <td>0</td> <td>0%</td> </tr> <tr> <td>Disagree</td> <td>0</td> <td>0%</td> </tr> <tr> <td>Strongly Disagree</td> <td>0</td> <td>0%</td> </tr> </tbody> </table> | Choice | Number | Percentage | Strongly Agree | 11 | 84.62% | Agree | 2 | 15.38% | Uncertain | 0 | 0% | Disagree | 0 | 0% | Strongly Disagree | 0 | 0% |  <p>84.6%</p> <ul style="list-style-type: none"> ● Stron... ● Agree |
| Choice | Number | Percentage | | | | | | | | | | | | | | | | | | | |
| Strongly Agree | 11 | 84.62% | | | | | | | | | | | | | | | | | | | |
| Agree | 2 | 15.38% | | | | | | | | | | | | | | | | | | | |
| Uncertain | 0 | 0% | | | | | | | | | | | | | | | | | | | |
| Disagree | 0 | 0% | | | | | | | | | | | | | | | | | | | |
| Strongly Disagree | 0 | 0% | | | | | | | | | | | | | | | | | | | |

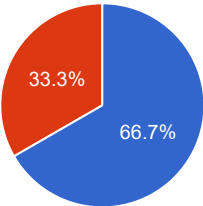
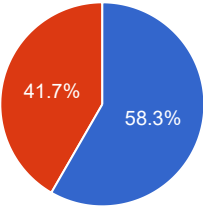
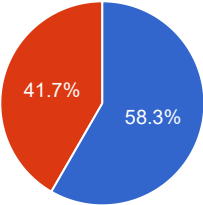
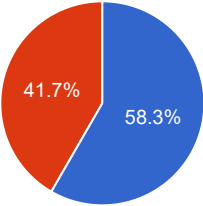
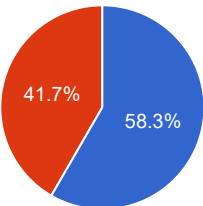
| 20 | I understood the lectures | <table border="1"> <thead> <tr> <th>Choice</th> <th>Number</th> <th>Percentage</th> </tr> </thead> <tbody> <tr> <td>Strongly Agree</td> <td>11</td> <td>84.62%</td> </tr> <tr> <td>Agree</td> <td>1</td> <td>7.69%</td> </tr> <tr> <td>Uncertain</td> <td>1</td> <td>7.69%</td> </tr> <tr> <td>Disagree</td> <td>0</td> <td>0%</td> </tr> <tr> <td>Strongly Disagree</td> <td>0</td> <td>0%</td> </tr> </tbody> </table> | Choice | Number | Percentage | Strongly Agree | 11 | 84.62% | Agree | 1 | 7.69% | Uncertain | 1 | 7.69% | Disagree | 0 | 0% | Strongly Disagree | 0 | 0% |  <p>84.6%</p> <ul style="list-style-type: none"> Stron... Agree Unce... |
|-------------------|---|--|--------|--------|------------|----------------|----|--------|-------|---|--------|-----------|---|-------|----------|---|----|-------------------|---|----|---|
| Choice | Number | Percentage | | | | | | | | | | | | | | | | | | | |
| Strongly Agree | 11 | 84.62% | | | | | | | | | | | | | | | | | | | |
| Agree | 1 | 7.69% | | | | | | | | | | | | | | | | | | | |
| Uncertain | 1 | 7.69% | | | | | | | | | | | | | | | | | | | |
| Disagree | 0 | 0% | | | | | | | | | | | | | | | | | | | |
| Strongly Disagree | 0 | 0% | | | | | | | | | | | | | | | | | | | |
| 21 | The material was well organized and presented | <table border="1"> <thead> <tr> <th>Choice</th> <th>Number</th> <th>Percentage</th> </tr> </thead> <tbody> <tr> <td>Strongly Agree</td> <td>10</td> <td>76.92%</td> </tr> <tr> <td>Agree</td> <td>3</td> <td>23.08%</td> </tr> <tr> <td>Uncertain</td> <td>0</td> <td>0%</td> </tr> <tr> <td>Disagree</td> <td>0</td> <td>0%</td> </tr> <tr> <td>Strongly Disagree</td> <td>0</td> <td>0%</td> </tr> </tbody> </table> | Choice | Number | Percentage | Strongly Agree | 10 | 76.92% | Agree | 3 | 23.08% | Uncertain | 0 | 0% | Disagree | 0 | 0% | Strongly Disagree | 0 | 0% |  <p>76.9%</p> <ul style="list-style-type: none"> Stron... Agree |
| Choice | Number | Percentage | | | | | | | | | | | | | | | | | | | |
| Strongly Agree | 10 | 76.92% | | | | | | | | | | | | | | | | | | | |
| Agree | 3 | 23.08% | | | | | | | | | | | | | | | | | | | |
| Uncertain | 0 | 0% | | | | | | | | | | | | | | | | | | | |
| Disagree | 0 | 0% | | | | | | | | | | | | | | | | | | | |
| Strongly Disagree | 0 | 0% | | | | | | | | | | | | | | | | | | | |
| 22 | The instructor was responsive to student needs and problems | <table border="1"> <thead> <tr> <th>Choice</th> <th>Number</th> <th>Percentage</th> </tr> </thead> <tbody> <tr> <td>Strongly Agree</td> <td>10</td> <td>76.92%</td> </tr> <tr> <td>Agree</td> <td>3</td> <td>23.08%</td> </tr> <tr> <td>Uncertain</td> <td>0</td> <td>0%</td> </tr> <tr> <td>Disagree</td> <td>0</td> <td>0%</td> </tr> <tr> <td>Strongly Disagree</td> <td>0</td> <td>0%</td> </tr> </tbody> </table> | Choice | Number | Percentage | Strongly Agree | 10 | 76.92% | Agree | 3 | 23.08% | Uncertain | 0 | 0% | Disagree | 0 | 0% | Strongly Disagree | 0 | 0% |  <p>76.9%</p> <ul style="list-style-type: none"> Stron... Agree |
| Choice | Number | Percentage | | | | | | | | | | | | | | | | | | | |
| Strongly Agree | 10 | 76.92% | | | | | | | | | | | | | | | | | | | |
| Agree | 3 | 23.08% | | | | | | | | | | | | | | | | | | | |
| Uncertain | 0 | 0% | | | | | | | | | | | | | | | | | | | |
| Disagree | 0 | 0% | | | | | | | | | | | | | | | | | | | |
| Strongly Disagree | 0 | 0% | | | | | | | | | | | | | | | | | | | |
| 23 | Had the instructor been regular throughout the course | <table border="1"> <thead> <tr> <th>Choice</th> <th>Number</th> <th>Percentage</th> </tr> </thead> <tbody> <tr> <td>Strongly Agree</td> <td>10</td> <td>76.92%</td> </tr> <tr> <td>Agree</td> <td>3</td> <td>23.08%</td> </tr> <tr> <td>Uncertain</td> <td>0</td> <td>0%</td> </tr> <tr> <td>Disagree</td> <td>0</td> <td>0%</td> </tr> <tr> <td>Strongly Disagree</td> <td>0</td> <td>0%</td> </tr> </tbody> </table> | Choice | Number | Percentage | Strongly Agree | 10 | 76.92% | Agree | 3 | 23.08% | Uncertain | 0 | 0% | Disagree | 0 | 0% | Strongly Disagree | 0 | 0% |  <p>76.9%</p> <ul style="list-style-type: none"> Stron... Agree |
| Choice | Number | Percentage | | | | | | | | | | | | | | | | | | | |
| Strongly Agree | 10 | 76.92% | | | | | | | | | | | | | | | | | | | |
| Agree | 3 | 23.08% | | | | | | | | | | | | | | | | | | | |
| Uncertain | 0 | 0% | | | | | | | | | | | | | | | | | | | |
| Disagree | 0 | 0% | | | | | | | | | | | | | | | | | | | |
| Strongly Disagree | 0 | 0% | | | | | | | | | | | | | | | | | | | |
| 24 | The material in the tutorials was useful | <table border="1"> <thead> <tr> <th>Choice</th> <th>Number</th> <th>Percentage</th> </tr> </thead> <tbody> <tr> <td>Strongly Agree</td> <td>10</td> <td>76.92%</td> </tr> <tr> <td>Agree</td> <td>3</td> <td>23.08%</td> </tr> <tr> <td>Uncertain</td> <td>0</td> <td>0%</td> </tr> <tr> <td>Disagree</td> <td>0</td> <td>0%</td> </tr> <tr> <td>Strongly Disagree</td> <td>0</td> <td>0%</td> </tr> </tbody> </table> | Choice | Number | Percentage | Strongly Agree | 10 | 76.92% | Agree | 3 | 23.08% | Uncertain | 0 | 0% | Disagree | 0 | 0% | Strongly Disagree | 0 | 0% |  <p>76.9%</p> <ul style="list-style-type: none"> Stron... Agree |
| Choice | Number | Percentage | | | | | | | | | | | | | | | | | | | |
| Strongly Agree | 10 | 76.92% | | | | | | | | | | | | | | | | | | | |
| Agree | 3 | 23.08% | | | | | | | | | | | | | | | | | | | |
| Uncertain | 0 | 0% | | | | | | | | | | | | | | | | | | | |
| Disagree | 0 | 0% | | | | | | | | | | | | | | | | | | | |
| Strongly Disagree | 0 | 0% | | | | | | | | | | | | | | | | | | | |

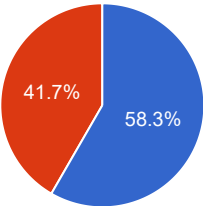
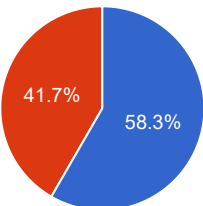
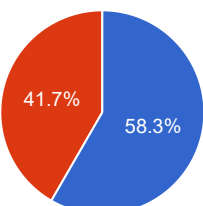
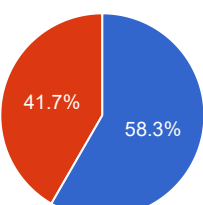
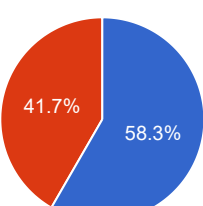
| 25 | I was happy with the amount of work needed for tutorials | <table border="1"> <thead> <tr> <th>Choice</th> <th>Number</th> <th>Percentage</th> </tr> </thead> <tbody> <tr> <td>Strongly Agree</td> <td>9</td> <td>69.23%</td> </tr> <tr> <td>Agree</td> <td>4</td> <td>30.77%</td> </tr> <tr> <td>Uncertain</td> <td>0</td> <td>0%</td> </tr> <tr> <td>Disagree</td> <td>0</td> <td>0%</td> </tr> <tr> <td>Strongly Disagree</td> <td>0</td> <td>0%</td> </tr> </tbody> </table> | Choice | Number | Percentage | Strongly Agree | 9 | 69.23% | Agree | 4 | 30.77% | Uncertain | 0 | 0% | Disagree | 0 | 0% | Strongly Disagree | 0 | 0% |  <p>● Stron... ● Agree</p> |
|-------------------|--|--|--------|--------|------------|----------------|----|--------|-------|---|--------|-----------|---|----|----------|---|----|-------------------|---|----|---|
| Choice | Number | Percentage | | | | | | | | | | | | | | | | | | | |
| Strongly Agree | 9 | 69.23% | | | | | | | | | | | | | | | | | | | |
| Agree | 4 | 30.77% | | | | | | | | | | | | | | | | | | | |
| Uncertain | 0 | 0% | | | | | | | | | | | | | | | | | | | |
| Disagree | 0 | 0% | | | | | | | | | | | | | | | | | | | |
| Strongly Disagree | 0 | 0% | | | | | | | | | | | | | | | | | | | |
| 26 | The tutor dealt effectively with my problems | <table border="1"> <thead> <tr> <th>Choice</th> <th>Number</th> <th>Percentage</th> </tr> </thead> <tbody> <tr> <td>Strongly Agree</td> <td>10</td> <td>76.92%</td> </tr> <tr> <td>Agree</td> <td>3</td> <td>23.08%</td> </tr> <tr> <td>Uncertain</td> <td>0</td> <td>0%</td> </tr> <tr> <td>Disagree</td> <td>0</td> <td>0%</td> </tr> <tr> <td>Strongly Disagree</td> <td>0</td> <td>0%</td> </tr> </tbody> </table> | Choice | Number | Percentage | Strongly Agree | 10 | 76.92% | Agree | 3 | 23.08% | Uncertain | 0 | 0% | Disagree | 0 | 0% | Strongly Disagree | 0 | 0% |  <p>● Stron... ● Agree</p> |
| Choice | Number | Percentage | | | | | | | | | | | | | | | | | | | |
| Strongly Agree | 10 | 76.92% | | | | | | | | | | | | | | | | | | | |
| Agree | 3 | 23.08% | | | | | | | | | | | | | | | | | | | |
| Uncertain | 0 | 0% | | | | | | | | | | | | | | | | | | | |
| Disagree | 0 | 0% | | | | | | | | | | | | | | | | | | | |
| Strongly Disagree | 0 | 0% | | | | | | | | | | | | | | | | | | | |
| 27 | The material in the practicals was useful | <table border="1"> <thead> <tr> <th>Choice</th> <th>Number</th> <th>Percentage</th> </tr> </thead> <tbody> <tr> <td>Strongly Agree</td> <td>10</td> <td>76.92%</td> </tr> <tr> <td>Agree</td> <td>3</td> <td>23.08%</td> </tr> <tr> <td>Uncertain</td> <td>0</td> <td>0%</td> </tr> <tr> <td>Disagree</td> <td>0</td> <td>0%</td> </tr> <tr> <td>Strongly Disagree</td> <td>0</td> <td>0%</td> </tr> </tbody> </table> | Choice | Number | Percentage | Strongly Agree | 10 | 76.92% | Agree | 3 | 23.08% | Uncertain | 0 | 0% | Disagree | 0 | 0% | Strongly Disagree | 0 | 0% |  <p>● Stron... ● Agree</p> |
| Choice | Number | Percentage | | | | | | | | | | | | | | | | | | | |
| Strongly Agree | 10 | 76.92% | | | | | | | | | | | | | | | | | | | |
| Agree | 3 | 23.08% | | | | | | | | | | | | | | | | | | | |
| Uncertain | 0 | 0% | | | | | | | | | | | | | | | | | | | |
| Disagree | 0 | 0% | | | | | | | | | | | | | | | | | | | |
| Strongly Disagree | 0 | 0% | | | | | | | | | | | | | | | | | | | |
| 28 | The demonstrators dealt effectively with my problems | <table border="1"> <thead> <tr> <th>Choice</th> <th>Number</th> <th>Percentage</th> </tr> </thead> <tbody> <tr> <td>Strongly Agree</td> <td>10</td> <td>76.92%</td> </tr> <tr> <td>Agree</td> <td>3</td> <td>23.08%</td> </tr> <tr> <td>Uncertain</td> <td>0</td> <td>0%</td> </tr> <tr> <td>Disagree</td> <td>0</td> <td>0%</td> </tr> <tr> <td>Strongly Disagree</td> <td>0</td> <td>0%</td> </tr> </tbody> </table> | Choice | Number | Percentage | Strongly Agree | 10 | 76.92% | Agree | 3 | 23.08% | Uncertain | 0 | 0% | Disagree | 0 | 0% | Strongly Disagree | 0 | 0% |  <p>● Stron... ● Agree</p> |
| Choice | Number | Percentage | | | | | | | | | | | | | | | | | | | |
| Strongly Agree | 10 | 76.92% | | | | | | | | | | | | | | | | | | | |
| Agree | 3 | 23.08% | | | | | | | | | | | | | | | | | | | |
| Uncertain | 0 | 0% | | | | | | | | | | | | | | | | | | | |
| Disagree | 0 | 0% | | | | | | | | | | | | | | | | | | | |
| Strongly Disagree | 0 | 0% | | | | | | | | | | | | | | | | | | | |

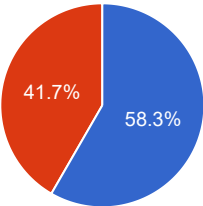
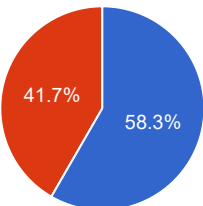
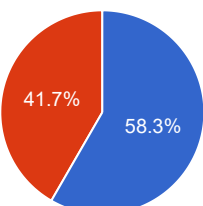
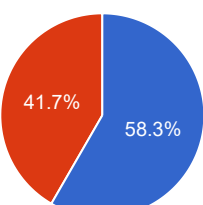
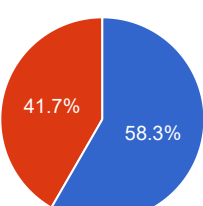
| | | |
|----|--|---|
| 29 | The best features of the Course were | ok Ver my excellence ok good It is important subject for research point of view and need to be continued. The software was not installed in most of the computers in the lab, due to which the students could not practiced on. good Thiis course has a major impact on us as it was about a computer software and now a days its the era of software and so it was agood induction in our semester good GOOD Good Good ok Good |
| 30 | The Course could have been improved by | ok Good ok ok The software need to install in all c/Labs good More classes and the matlab always functioning good GOOD Good Good ok Good |
| 31 | The University does not tolerate discrimination on any irrelevant distinction (e.g. race, age, gender) and is committed to work with diversity in a wholly positive way. Please indicate below anything in relation to this Course which may run counter to this objective | Very cooperative ok Nothing (Satisfactory) v.good Good Good Good |

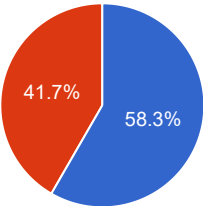
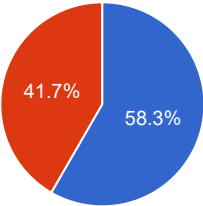
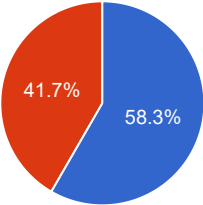
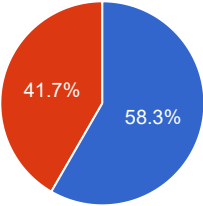
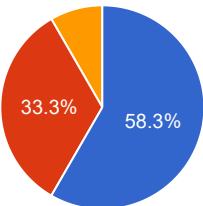
Course Evaluation - Program: 0222

| Teacher Name: MUHAMMAD KAMRAN | | Course ID: MTS-408 Course Title: Mathematical Statistics - I | | | Session: 2018 Fall | | | | | | | | | | | | | | | | | | |
|-------------------------------|--|---|--------|--------|--------------------|----------------|---|--------|-------|---|--------|-----------|---|----|----------|---|----|-------------------|---|----|---|--|--|
| Shift: After noon -- Section: | | Total Strength: 21 | | | Attempted: 12 | | | | | | | | | | | | | | | | | | |
| S.No | Question | Opinions | | | Chart | | | | | | | | | | | | | | | | | | |
| 1 | The course objectives were clear | <table border="1"> <thead> <tr> <th>Choice</th> <th>Number</th> <th>Percentage</th> </tr> </thead> <tbody> <tr> <td>Strongly Agree</td> <td>7</td> <td>58.33%</td> </tr> <tr> <td>Agree</td> <td>5</td> <td>41.67%</td> </tr> <tr> <td>Uncertain</td> <td>0</td> <td>0%</td> </tr> <tr> <td>Disagree</td> <td>0</td> <td>0%</td> </tr> <tr> <td>Strongly Disagree</td> <td>0</td> <td>0%</td> </tr> </tbody> </table> | Choice | Number | Percentage | Strongly Agree | 7 | 58.33% | Agree | 5 | 41.67% | Uncertain | 0 | 0% | Disagree | 0 | 0% | Strongly Disagree | 0 | 0% | <p>Legend: Strongly Agree (Blue), Agree (Red)</p> | | |
| Choice | Number | Percentage | | | | | | | | | | | | | | | | | | | | | |
| Strongly Agree | 7 | 58.33% | | | | | | | | | | | | | | | | | | | | | |
| Agree | 5 | 41.67% | | | | | | | | | | | | | | | | | | | | | |
| Uncertain | 0 | 0% | | | | | | | | | | | | | | | | | | | | | |
| Disagree | 0 | 0% | | | | | | | | | | | | | | | | | | | | | |
| Strongly Disagree | 0 | 0% | | | | | | | | | | | | | | | | | | | | | |
| 2 | The Course workload was manageable | <table border="1"> <thead> <tr> <th>Choice</th> <th>Number</th> <th>Percentage</th> </tr> </thead> <tbody> <tr> <td>Strongly Agree</td> <td>7</td> <td>58.33%</td> </tr> <tr> <td>Agree</td> <td>5</td> <td>41.67%</td> </tr> <tr> <td>Uncertain</td> <td>0</td> <td>0%</td> </tr> <tr> <td>Disagree</td> <td>0</td> <td>0%</td> </tr> <tr> <td>Strongly Disagree</td> <td>0</td> <td>0%</td> </tr> </tbody> </table> | Choice | Number | Percentage | Strongly Agree | 7 | 58.33% | Agree | 5 | 41.67% | Uncertain | 0 | 0% | Disagree | 0 | 0% | Strongly Disagree | 0 | 0% | <p>Legend: Strongly Agree (Blue), Agree (Red)</p> | | |
| Choice | Number | Percentage | | | | | | | | | | | | | | | | | | | | | |
| Strongly Agree | 7 | 58.33% | | | | | | | | | | | | | | | | | | | | | |
| Agree | 5 | 41.67% | | | | | | | | | | | | | | | | | | | | | |
| Uncertain | 0 | 0% | | | | | | | | | | | | | | | | | | | | | |
| Disagree | 0 | 0% | | | | | | | | | | | | | | | | | | | | | |
| Strongly Disagree | 0 | 0% | | | | | | | | | | | | | | | | | | | | | |
| 3 | The Course was well organized (e.g. timely access to materials, notification of changes, etc.) | <table border="1"> <thead> <tr> <th>Choice</th> <th>Number</th> <th>Percentage</th> </tr> </thead> <tbody> <tr> <td>Strongly Agree</td> <td>7</td> <td>58.33%</td> </tr> <tr> <td>Agree</td> <td>5</td> <td>41.67%</td> </tr> <tr> <td>Uncertain</td> <td>0</td> <td>0%</td> </tr> <tr> <td>Disagree</td> <td>0</td> <td>0%</td> </tr> <tr> <td>Strongly Disagree</td> <td>0</td> <td>0%</td> </tr> </tbody> </table> | Choice | Number | Percentage | Strongly Agree | 7 | 58.33% | Agree | 5 | 41.67% | Uncertain | 0 | 0% | Disagree | 0 | 0% | Strongly Disagree | 0 | 0% | <p>Legend: Strongly Agree (Blue), Agree (Red)</p> | | |
| Choice | Number | Percentage | | | | | | | | | | | | | | | | | | | | | |
| Strongly Agree | 7 | 58.33% | | | | | | | | | | | | | | | | | | | | | |
| Agree | 5 | 41.67% | | | | | | | | | | | | | | | | | | | | | |
| Uncertain | 0 | 0% | | | | | | | | | | | | | | | | | | | | | |
| Disagree | 0 | 0% | | | | | | | | | | | | | | | | | | | | | |
| Strongly Disagree | 0 | 0% | | | | | | | | | | | | | | | | | | | | | |
| 4 | I participated actively in the Course | <table border="1"> <thead> <tr> <th>Choice</th> <th>Number</th> <th>Percentage</th> </tr> </thead> <tbody> <tr> <td>Strongly Agree</td> <td>8</td> <td>66.67%</td> </tr> <tr> <td>Agree</td> <td>4</td> <td>33.33%</td> </tr> <tr> <td>Uncertain</td> <td>0</td> <td>0%</td> </tr> <tr> <td>Disagree</td> <td>0</td> <td>0%</td> </tr> <tr> <td>Strongly Disagree</td> <td>0</td> <td>0%</td> </tr> </tbody> </table> | Choice | Number | Percentage | Strongly Agree | 8 | 66.67% | Agree | 4 | 33.33% | Uncertain | 0 | 0% | Disagree | 0 | 0% | Strongly Disagree | 0 | 0% | <p>Legend: Strongly Agree (Blue), Agree (Red)</p> | | |
| Choice | Number | Percentage | | | | | | | | | | | | | | | | | | | | | |
| Strongly Agree | 8 | 66.67% | | | | | | | | | | | | | | | | | | | | | |
| Agree | 4 | 33.33% | | | | | | | | | | | | | | | | | | | | | |
| Uncertain | 0 | 0% | | | | | | | | | | | | | | | | | | | | | |
| Disagree | 0 | 0% | | | | | | | | | | | | | | | | | | | | | |
| Strongly Disagree | 0 | 0% | | | | | | | | | | | | | | | | | | | | | |

| 5 | I think I have made progress in this Course | <table border="1"> <thead> <tr> <th>Choice</th> <th>Number</th> <th>Percentage</th> </tr> </thead> <tbody> <tr> <td>Strongly Agree</td> <td>8</td> <td>66.67%</td> </tr> <tr> <td>Agree</td> <td>4</td> <td>33.33%</td> </tr> <tr> <td>Uncertain</td> <td>0</td> <td>0%</td> </tr> <tr> <td>Disagree</td> <td>0</td> <td>0%</td> </tr> <tr> <td>Strongly Disagree</td> <td>0</td> <td>0%</td> </tr> </tbody> </table> | Choice | Number | Percentage | Strongly Agree | 8 | 66.67% | Agree | 4 | 33.33% | Uncertain | 0 | 0% | Disagree | 0 | 0% | Strongly Disagree | 0 | 0% |  <p>● Stron... ● Agree</p> |
|-------------------|---|---|--------|--------|------------|----------------|---|--------|-------|---|--------|-----------|---|----|----------|---|----|-------------------|---|----|---|
| Choice | Number | Percentage | | | | | | | | | | | | | | | | | | | |
| Strongly Agree | 8 | 66.67% | | | | | | | | | | | | | | | | | | | |
| Agree | 4 | 33.33% | | | | | | | | | | | | | | | | | | | |
| Uncertain | 0 | 0% | | | | | | | | | | | | | | | | | | | |
| Disagree | 0 | 0% | | | | | | | | | | | | | | | | | | | |
| Strongly Disagree | 0 | 0% | | | | | | | | | | | | | | | | | | | |
| 6 | I think the Course was well structured to achieve the learning outcomes (there was a good balance of lectures, tutorials, practical etc.) | <table border="1"> <thead> <tr> <th>Choice</th> <th>Number</th> <th>Percentage</th> </tr> </thead> <tbody> <tr> <td>Strongly Agree</td> <td>7</td> <td>58.33%</td> </tr> <tr> <td>Agree</td> <td>5</td> <td>41.67%</td> </tr> <tr> <td>Uncertain</td> <td>0</td> <td>0%</td> </tr> <tr> <td>Disagree</td> <td>0</td> <td>0%</td> </tr> <tr> <td>Strongly Disagree</td> <td>0</td> <td>0%</td> </tr> </tbody> </table> | Choice | Number | Percentage | Strongly Agree | 7 | 58.33% | Agree | 5 | 41.67% | Uncertain | 0 | 0% | Disagree | 0 | 0% | Strongly Disagree | 0 | 0% |  <p>● Stron... ● Agree</p> |
| Choice | Number | Percentage | | | | | | | | | | | | | | | | | | | |
| Strongly Agree | 7 | 58.33% | | | | | | | | | | | | | | | | | | | |
| Agree | 5 | 41.67% | | | | | | | | | | | | | | | | | | | |
| Uncertain | 0 | 0% | | | | | | | | | | | | | | | | | | | |
| Disagree | 0 | 0% | | | | | | | | | | | | | | | | | | | |
| Strongly Disagree | 0 | 0% | | | | | | | | | | | | | | | | | | | |
| 7 | The learning and teaching methods encouraged participation | <table border="1"> <thead> <tr> <th>Choice</th> <th>Number</th> <th>Percentage</th> </tr> </thead> <tbody> <tr> <td>Strongly Agree</td> <td>7</td> <td>58.33%</td> </tr> <tr> <td>Agree</td> <td>5</td> <td>41.67%</td> </tr> <tr> <td>Uncertain</td> <td>0</td> <td>0%</td> </tr> <tr> <td>Disagree</td> <td>0</td> <td>0%</td> </tr> <tr> <td>Strongly Disagree</td> <td>0</td> <td>0%</td> </tr> </tbody> </table> | Choice | Number | Percentage | Strongly Agree | 7 | 58.33% | Agree | 5 | 41.67% | Uncertain | 0 | 0% | Disagree | 0 | 0% | Strongly Disagree | 0 | 0% |  <p>● Stron... ● Agree</p> |
| Choice | Number | Percentage | | | | | | | | | | | | | | | | | | | |
| Strongly Agree | 7 | 58.33% | | | | | | | | | | | | | | | | | | | |
| Agree | 5 | 41.67% | | | | | | | | | | | | | | | | | | | |
| Uncertain | 0 | 0% | | | | | | | | | | | | | | | | | | | |
| Disagree | 0 | 0% | | | | | | | | | | | | | | | | | | | |
| Strongly Disagree | 0 | 0% | | | | | | | | | | | | | | | | | | | |
| 8 | The overall environment in the class was conducive to learning | <table border="1"> <thead> <tr> <th>Choice</th> <th>Number</th> <th>Percentage</th> </tr> </thead> <tbody> <tr> <td>Strongly Agree</td> <td>7</td> <td>58.33%</td> </tr> <tr> <td>Agree</td> <td>5</td> <td>41.67%</td> </tr> <tr> <td>Uncertain</td> <td>0</td> <td>0%</td> </tr> <tr> <td>Disagree</td> <td>0</td> <td>0%</td> </tr> <tr> <td>Strongly Disagree</td> <td>0</td> <td>0%</td> </tr> </tbody> </table> | Choice | Number | Percentage | Strongly Agree | 7 | 58.33% | Agree | 5 | 41.67% | Uncertain | 0 | 0% | Disagree | 0 | 0% | Strongly Disagree | 0 | 0% |  <p>● Stron... ● Agree</p> |
| Choice | Number | Percentage | | | | | | | | | | | | | | | | | | | |
| Strongly Agree | 7 | 58.33% | | | | | | | | | | | | | | | | | | | |
| Agree | 5 | 41.67% | | | | | | | | | | | | | | | | | | | |
| Uncertain | 0 | 0% | | | | | | | | | | | | | | | | | | | |
| Disagree | 0 | 0% | | | | | | | | | | | | | | | | | | | |
| Strongly Disagree | 0 | 0% | | | | | | | | | | | | | | | | | | | |
| 9 | Classrooms were satisfactory | <table border="1"> <thead> <tr> <th>Choice</th> <th>Number</th> <th>Percentage</th> </tr> </thead> <tbody> <tr> <td>Strongly Agree</td> <td>7</td> <td>58.33%</td> </tr> <tr> <td>Agree</td> <td>5</td> <td>41.67%</td> </tr> <tr> <td>Uncertain</td> <td>0</td> <td>0%</td> </tr> <tr> <td>Disagree</td> <td>0</td> <td>0%</td> </tr> <tr> <td>Strongly Disagree</td> <td>0</td> <td>0%</td> </tr> </tbody> </table> | Choice | Number | Percentage | Strongly Agree | 7 | 58.33% | Agree | 5 | 41.67% | Uncertain | 0 | 0% | Disagree | 0 | 0% | Strongly Disagree | 0 | 0% |  <p>● Stron... ● Agree</p> |
| Choice | Number | Percentage | | | | | | | | | | | | | | | | | | | |
| Strongly Agree | 7 | 58.33% | | | | | | | | | | | | | | | | | | | |
| Agree | 5 | 41.67% | | | | | | | | | | | | | | | | | | | |
| Uncertain | 0 | 0% | | | | | | | | | | | | | | | | | | | |
| Disagree | 0 | 0% | | | | | | | | | | | | | | | | | | | |
| Strongly Disagree | 0 | 0% | | | | | | | | | | | | | | | | | | | |

| 10 | Learning materials (Lesson Plans, Course Notes etc.) were relevant and useful | <table border="1"> <thead> <tr> <th>Choice</th> <th>Number</th> <th>Percentage</th> </tr> </thead> <tbody> <tr> <td>Strongly Agree</td> <td>7</td> <td>58.33%</td> </tr> <tr> <td>Agree</td> <td>5</td> <td>41.67%</td> </tr> <tr> <td>Uncertain</td> <td>0</td> <td>0%</td> </tr> <tr> <td>Disagree</td> <td>0</td> <td>0%</td> </tr> <tr> <td>Strongly Disagree</td> <td>0</td> <td>0%</td> </tr> </tbody> </table> | Choice | Number | Percentage | Strongly Agree | 7 | 58.33% | Agree | 5 | 41.67% | Uncertain | 0 | 0% | Disagree | 0 | 0% | Strongly Disagree | 0 | 0% |  <p>● Stron... ● Agree</p> |
|-------------------|--|---|--------|--------|------------|----------------|---|--------|-------|---|--------|-----------|---|----|----------|---|----|-------------------|---|----|---|
| Choice | Number | Percentage | | | | | | | | | | | | | | | | | | | |
| Strongly Agree | 7 | 58.33% | | | | | | | | | | | | | | | | | | | |
| Agree | 5 | 41.67% | | | | | | | | | | | | | | | | | | | |
| Uncertain | 0 | 0% | | | | | | | | | | | | | | | | | | | |
| Disagree | 0 | 0% | | | | | | | | | | | | | | | | | | | |
| Strongly Disagree | 0 | 0% | | | | | | | | | | | | | | | | | | | |
| 11 | Recommended reading Books etc. were relevant and appropriate | <table border="1"> <thead> <tr> <th>Choice</th> <th>Number</th> <th>Percentage</th> </tr> </thead> <tbody> <tr> <td>Strongly Agree</td> <td>7</td> <td>58.33%</td> </tr> <tr> <td>Agree</td> <td>5</td> <td>41.67%</td> </tr> <tr> <td>Uncertain</td> <td>0</td> <td>0%</td> </tr> <tr> <td>Disagree</td> <td>0</td> <td>0%</td> </tr> <tr> <td>Strongly Disagree</td> <td>0</td> <td>0%</td> </tr> </tbody> </table> | Choice | Number | Percentage | Strongly Agree | 7 | 58.33% | Agree | 5 | 41.67% | Uncertain | 0 | 0% | Disagree | 0 | 0% | Strongly Disagree | 0 | 0% |  <p>● Stron... ● Agree</p> |
| Choice | Number | Percentage | | | | | | | | | | | | | | | | | | | |
| Strongly Agree | 7 | 58.33% | | | | | | | | | | | | | | | | | | | |
| Agree | 5 | 41.67% | | | | | | | | | | | | | | | | | | | |
| Uncertain | 0 | 0% | | | | | | | | | | | | | | | | | | | |
| Disagree | 0 | 0% | | | | | | | | | | | | | | | | | | | |
| Strongly Disagree | 0 | 0% | | | | | | | | | | | | | | | | | | | |
| 12 | The provision of learning resources in the library was adequate and appropriate | <table border="1"> <thead> <tr> <th>Choice</th> <th>Number</th> <th>Percentage</th> </tr> </thead> <tbody> <tr> <td>Strongly Agree</td> <td>7</td> <td>58.33%</td> </tr> <tr> <td>Agree</td> <td>5</td> <td>41.67%</td> </tr> <tr> <td>Uncertain</td> <td>0</td> <td>0%</td> </tr> <tr> <td>Disagree</td> <td>0</td> <td>0%</td> </tr> <tr> <td>Strongly Disagree</td> <td>0</td> <td>0%</td> </tr> </tbody> </table> | Choice | Number | Percentage | Strongly Agree | 7 | 58.33% | Agree | 5 | 41.67% | Uncertain | 0 | 0% | Disagree | 0 | 0% | Strongly Disagree | 0 | 0% |  <p>● Stron... ● Agree</p> |
| Choice | Number | Percentage | | | | | | | | | | | | | | | | | | | |
| Strongly Agree | 7 | 58.33% | | | | | | | | | | | | | | | | | | | |
| Agree | 5 | 41.67% | | | | | | | | | | | | | | | | | | | |
| Uncertain | 0 | 0% | | | | | | | | | | | | | | | | | | | |
| Disagree | 0 | 0% | | | | | | | | | | | | | | | | | | | |
| Strongly Disagree | 0 | 0% | | | | | | | | | | | | | | | | | | | |
| 13 | The provision of learning resources on the Web was adequate and appropriate (if relevant) | <table border="1"> <thead> <tr> <th>Choice</th> <th>Number</th> <th>Percentage</th> </tr> </thead> <tbody> <tr> <td>Strongly Agree</td> <td>7</td> <td>58.33%</td> </tr> <tr> <td>Agree</td> <td>5</td> <td>41.67%</td> </tr> <tr> <td>Uncertain</td> <td>0</td> <td>0%</td> </tr> <tr> <td>Disagree</td> <td>0</td> <td>0%</td> </tr> <tr> <td>Strongly Disagree</td> <td>0</td> <td>0%</td> </tr> </tbody> </table> | Choice | Number | Percentage | Strongly Agree | 7 | 58.33% | Agree | 5 | 41.67% | Uncertain | 0 | 0% | Disagree | 0 | 0% | Strongly Disagree | 0 | 0% |  <p>● Stron... ● Agree</p> |
| Choice | Number | Percentage | | | | | | | | | | | | | | | | | | | |
| Strongly Agree | 7 | 58.33% | | | | | | | | | | | | | | | | | | | |
| Agree | 5 | 41.67% | | | | | | | | | | | | | | | | | | | |
| Uncertain | 0 | 0% | | | | | | | | | | | | | | | | | | | |
| Disagree | 0 | 0% | | | | | | | | | | | | | | | | | | | |
| Strongly Disagree | 0 | 0% | | | | | | | | | | | | | | | | | | | |
| 14 | The Course stimulated my interest and thought on the subject area | <table border="1"> <thead> <tr> <th>Choice</th> <th>Number</th> <th>Percentage</th> </tr> </thead> <tbody> <tr> <td>Strongly Agree</td> <td>7</td> <td>58.33%</td> </tr> <tr> <td>Agree</td> <td>5</td> <td>41.67%</td> </tr> <tr> <td>Uncertain</td> <td>0</td> <td>0%</td> </tr> <tr> <td>Disagree</td> <td>0</td> <td>0%</td> </tr> <tr> <td>Strongly Disagree</td> <td>0</td> <td>0%</td> </tr> </tbody> </table> | Choice | Number | Percentage | Strongly Agree | 7 | 58.33% | Agree | 5 | 41.67% | Uncertain | 0 | 0% | Disagree | 0 | 0% | Strongly Disagree | 0 | 0% |  <p>● Stron... ● Agree</p> |
| Choice | Number | Percentage | | | | | | | | | | | | | | | | | | | |
| Strongly Agree | 7 | 58.33% | | | | | | | | | | | | | | | | | | | |
| Agree | 5 | 41.67% | | | | | | | | | | | | | | | | | | | |
| Uncertain | 0 | 0% | | | | | | | | | | | | | | | | | | | |
| Disagree | 0 | 0% | | | | | | | | | | | | | | | | | | | |
| Strongly Disagree | 0 | 0% | | | | | | | | | | | | | | | | | | | |

| 15 | The pace of the Course was appropriate | <table border="1"> <thead> <tr> <th>Choice</th> <th>Number</th> <th>Percentage</th> </tr> </thead> <tbody> <tr> <td>Strongly Agree</td> <td>7</td> <td>58.33%</td> </tr> <tr> <td>Agree</td> <td>5</td> <td>41.67%</td> </tr> <tr> <td>Uncertain</td> <td>0</td> <td>0%</td> </tr> <tr> <td>Disagree</td> <td>0</td> <td>0%</td> </tr> <tr> <td>Strongly Disagree</td> <td>0</td> <td>0%</td> </tr> </tbody> </table> | Choice | Number | Percentage | Strongly Agree | 7 | 58.33% | Agree | 5 | 41.67% | Uncertain | 0 | 0% | Disagree | 0 | 0% | Strongly Disagree | 0 | 0% |  <p>● Stron... ● Agree</p> |
|-------------------|---|---|--------|--------|------------|----------------|---|--------|-------|---|--------|-----------|---|----|----------|---|----|-------------------|---|----|---|
| Choice | Number | Percentage | | | | | | | | | | | | | | | | | | | |
| Strongly Agree | 7 | 58.33% | | | | | | | | | | | | | | | | | | | |
| Agree | 5 | 41.67% | | | | | | | | | | | | | | | | | | | |
| Uncertain | 0 | 0% | | | | | | | | | | | | | | | | | | | |
| Disagree | 0 | 0% | | | | | | | | | | | | | | | | | | | |
| Strongly Disagree | 0 | 0% | | | | | | | | | | | | | | | | | | | |
| 16 | Ideas and concepts were presented clearly | <table border="1"> <thead> <tr> <th>Choice</th> <th>Number</th> <th>Percentage</th> </tr> </thead> <tbody> <tr> <td>Strongly Agree</td> <td>7</td> <td>58.33%</td> </tr> <tr> <td>Agree</td> <td>5</td> <td>41.67%</td> </tr> <tr> <td>Uncertain</td> <td>0</td> <td>0%</td> </tr> <tr> <td>Disagree</td> <td>0</td> <td>0%</td> </tr> <tr> <td>Strongly Disagree</td> <td>0</td> <td>0%</td> </tr> </tbody> </table> | Choice | Number | Percentage | Strongly Agree | 7 | 58.33% | Agree | 5 | 41.67% | Uncertain | 0 | 0% | Disagree | 0 | 0% | Strongly Disagree | 0 | 0% |  <p>● Stron... ● Agree</p> |
| Choice | Number | Percentage | | | | | | | | | | | | | | | | | | | |
| Strongly Agree | 7 | 58.33% | | | | | | | | | | | | | | | | | | | |
| Agree | 5 | 41.67% | | | | | | | | | | | | | | | | | | | |
| Uncertain | 0 | 0% | | | | | | | | | | | | | | | | | | | |
| Disagree | 0 | 0% | | | | | | | | | | | | | | | | | | | |
| Strongly Disagree | 0 | 0% | | | | | | | | | | | | | | | | | | | |
| 17 | The method of assessment were reasonable | <table border="1"> <thead> <tr> <th>Choice</th> <th>Number</th> <th>Percentage</th> </tr> </thead> <tbody> <tr> <td>Strongly Agree</td> <td>7</td> <td>58.33%</td> </tr> <tr> <td>Agree</td> <td>5</td> <td>41.67%</td> </tr> <tr> <td>Uncertain</td> <td>0</td> <td>0%</td> </tr> <tr> <td>Disagree</td> <td>0</td> <td>0%</td> </tr> <tr> <td>Strongly Disagree</td> <td>0</td> <td>0%</td> </tr> </tbody> </table> | Choice | Number | Percentage | Strongly Agree | 7 | 58.33% | Agree | 5 | 41.67% | Uncertain | 0 | 0% | Disagree | 0 | 0% | Strongly Disagree | 0 | 0% |  <p>● Stron... ● Agree</p> |
| Choice | Number | Percentage | | | | | | | | | | | | | | | | | | | |
| Strongly Agree | 7 | 58.33% | | | | | | | | | | | | | | | | | | | |
| Agree | 5 | 41.67% | | | | | | | | | | | | | | | | | | | |
| Uncertain | 0 | 0% | | | | | | | | | | | | | | | | | | | |
| Disagree | 0 | 0% | | | | | | | | | | | | | | | | | | | |
| Strongly Disagree | 0 | 0% | | | | | | | | | | | | | | | | | | | |
| 18 | Feedback on assessment was timely | <table border="1"> <thead> <tr> <th>Choice</th> <th>Number</th> <th>Percentage</th> </tr> </thead> <tbody> <tr> <td>Strongly Agree</td> <td>7</td> <td>58.33%</td> </tr> <tr> <td>Agree</td> <td>5</td> <td>41.67%</td> </tr> <tr> <td>Uncertain</td> <td>0</td> <td>0%</td> </tr> <tr> <td>Disagree</td> <td>0</td> <td>0%</td> </tr> <tr> <td>Strongly Disagree</td> <td>0</td> <td>0%</td> </tr> </tbody> </table> | Choice | Number | Percentage | Strongly Agree | 7 | 58.33% | Agree | 5 | 41.67% | Uncertain | 0 | 0% | Disagree | 0 | 0% | Strongly Disagree | 0 | 0% |  <p>● Stron... ● Agree</p> |
| Choice | Number | Percentage | | | | | | | | | | | | | | | | | | | |
| Strongly Agree | 7 | 58.33% | | | | | | | | | | | | | | | | | | | |
| Agree | 5 | 41.67% | | | | | | | | | | | | | | | | | | | |
| Uncertain | 0 | 0% | | | | | | | | | | | | | | | | | | | |
| Disagree | 0 | 0% | | | | | | | | | | | | | | | | | | | |
| Strongly Disagree | 0 | 0% | | | | | | | | | | | | | | | | | | | |
| 19 | Feedback on assessment was helpful | <table border="1"> <thead> <tr> <th>Choice</th> <th>Number</th> <th>Percentage</th> </tr> </thead> <tbody> <tr> <td>Strongly Agree</td> <td>7</td> <td>58.33%</td> </tr> <tr> <td>Agree</td> <td>5</td> <td>41.67%</td> </tr> <tr> <td>Uncertain</td> <td>0</td> <td>0%</td> </tr> <tr> <td>Disagree</td> <td>0</td> <td>0%</td> </tr> <tr> <td>Strongly Disagree</td> <td>0</td> <td>0%</td> </tr> </tbody> </table> | Choice | Number | Percentage | Strongly Agree | 7 | 58.33% | Agree | 5 | 41.67% | Uncertain | 0 | 0% | Disagree | 0 | 0% | Strongly Disagree | 0 | 0% |  <p>● Stron... ● Agree</p> |
| Choice | Number | Percentage | | | | | | | | | | | | | | | | | | | |
| Strongly Agree | 7 | 58.33% | | | | | | | | | | | | | | | | | | | |
| Agree | 5 | 41.67% | | | | | | | | | | | | | | | | | | | |
| Uncertain | 0 | 0% | | | | | | | | | | | | | | | | | | | |
| Disagree | 0 | 0% | | | | | | | | | | | | | | | | | | | |
| Strongly Disagree | 0 | 0% | | | | | | | | | | | | | | | | | | | |

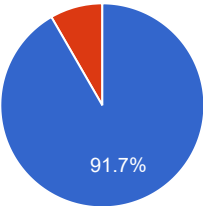
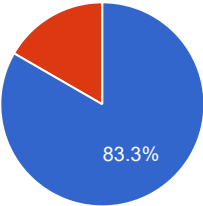
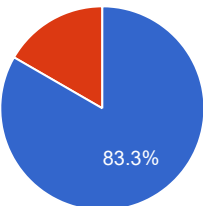
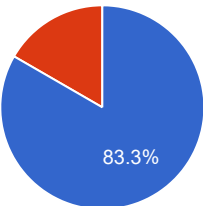
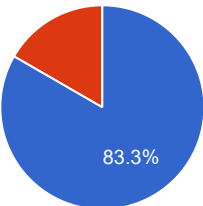
| 20 | I understood the lectures | <table border="1"> <thead> <tr> <th>Choice</th> <th>Number</th> <th>Percentage</th> </tr> </thead> <tbody> <tr> <td>Strongly Agree</td> <td>7</td> <td>58.33%</td> </tr> <tr> <td>Agree</td> <td>5</td> <td>41.67%</td> </tr> <tr> <td>Uncertain</td> <td>0</td> <td>0%</td> </tr> <tr> <td>Disagree</td> <td>0</td> <td>0%</td> </tr> <tr> <td>Strongly Disagree</td> <td>0</td> <td>0%</td> </tr> </tbody> </table> | Choice | Number | Percentage | Strongly Agree | 7 | 58.33% | Agree | 5 | 41.67% | Uncertain | 0 | 0% | Disagree | 0 | 0% | Strongly Disagree | 0 | 0% |  <p>● Stron... ● Agree</p> |
|-------------------|---|--|--------|--------|------------|----------------|---|--------|-------|---|--------|-----------|---|-------|----------|---|----|-------------------|---|----|---|
| Choice | Number | Percentage | | | | | | | | | | | | | | | | | | | |
| Strongly Agree | 7 | 58.33% | | | | | | | | | | | | | | | | | | | |
| Agree | 5 | 41.67% | | | | | | | | | | | | | | | | | | | |
| Uncertain | 0 | 0% | | | | | | | | | | | | | | | | | | | |
| Disagree | 0 | 0% | | | | | | | | | | | | | | | | | | | |
| Strongly Disagree | 0 | 0% | | | | | | | | | | | | | | | | | | | |
| 21 | The material was well organized and presented | <table border="1"> <thead> <tr> <th>Choice</th> <th>Number</th> <th>Percentage</th> </tr> </thead> <tbody> <tr> <td>Strongly Agree</td> <td>7</td> <td>58.33%</td> </tr> <tr> <td>Agree</td> <td>5</td> <td>41.67%</td> </tr> <tr> <td>Uncertain</td> <td>0</td> <td>0%</td> </tr> <tr> <td>Disagree</td> <td>0</td> <td>0%</td> </tr> <tr> <td>Strongly Disagree</td> <td>0</td> <td>0%</td> </tr> </tbody> </table> | Choice | Number | Percentage | Strongly Agree | 7 | 58.33% | Agree | 5 | 41.67% | Uncertain | 0 | 0% | Disagree | 0 | 0% | Strongly Disagree | 0 | 0% |  <p>● Stron... ● Agree</p> |
| Choice | Number | Percentage | | | | | | | | | | | | | | | | | | | |
| Strongly Agree | 7 | 58.33% | | | | | | | | | | | | | | | | | | | |
| Agree | 5 | 41.67% | | | | | | | | | | | | | | | | | | | |
| Uncertain | 0 | 0% | | | | | | | | | | | | | | | | | | | |
| Disagree | 0 | 0% | | | | | | | | | | | | | | | | | | | |
| Strongly Disagree | 0 | 0% | | | | | | | | | | | | | | | | | | | |
| 22 | The instructor was responsive to student needs and problems | <table border="1"> <thead> <tr> <th>Choice</th> <th>Number</th> <th>Percentage</th> </tr> </thead> <tbody> <tr> <td>Strongly Agree</td> <td>7</td> <td>58.33%</td> </tr> <tr> <td>Agree</td> <td>5</td> <td>41.67%</td> </tr> <tr> <td>Uncertain</td> <td>0</td> <td>0%</td> </tr> <tr> <td>Disagree</td> <td>0</td> <td>0%</td> </tr> <tr> <td>Strongly Disagree</td> <td>0</td> <td>0%</td> </tr> </tbody> </table> | Choice | Number | Percentage | Strongly Agree | 7 | 58.33% | Agree | 5 | 41.67% | Uncertain | 0 | 0% | Disagree | 0 | 0% | Strongly Disagree | 0 | 0% |  <p>● Stron... ● Agree</p> |
| Choice | Number | Percentage | | | | | | | | | | | | | | | | | | | |
| Strongly Agree | 7 | 58.33% | | | | | | | | | | | | | | | | | | | |
| Agree | 5 | 41.67% | | | | | | | | | | | | | | | | | | | |
| Uncertain | 0 | 0% | | | | | | | | | | | | | | | | | | | |
| Disagree | 0 | 0% | | | | | | | | | | | | | | | | | | | |
| Strongly Disagree | 0 | 0% | | | | | | | | | | | | | | | | | | | |
| 23 | Had the instructor been regular throughout the course | <table border="1"> <thead> <tr> <th>Choice</th> <th>Number</th> <th>Percentage</th> </tr> </thead> <tbody> <tr> <td>Strongly Agree</td> <td>7</td> <td>58.33%</td> </tr> <tr> <td>Agree</td> <td>5</td> <td>41.67%</td> </tr> <tr> <td>Uncertain</td> <td>0</td> <td>0%</td> </tr> <tr> <td>Disagree</td> <td>0</td> <td>0%</td> </tr> <tr> <td>Strongly Disagree</td> <td>0</td> <td>0%</td> </tr> </tbody> </table> | Choice | Number | Percentage | Strongly Agree | 7 | 58.33% | Agree | 5 | 41.67% | Uncertain | 0 | 0% | Disagree | 0 | 0% | Strongly Disagree | 0 | 0% |  <p>● Stron... ● Agree</p> |
| Choice | Number | Percentage | | | | | | | | | | | | | | | | | | | |
| Strongly Agree | 7 | 58.33% | | | | | | | | | | | | | | | | | | | |
| Agree | 5 | 41.67% | | | | | | | | | | | | | | | | | | | |
| Uncertain | 0 | 0% | | | | | | | | | | | | | | | | | | | |
| Disagree | 0 | 0% | | | | | | | | | | | | | | | | | | | |
| Strongly Disagree | 0 | 0% | | | | | | | | | | | | | | | | | | | |
| 24 | The material in the tutorials was useful | <table border="1"> <thead> <tr> <th>Choice</th> <th>Number</th> <th>Percentage</th> </tr> </thead> <tbody> <tr> <td>Strongly Agree</td> <td>7</td> <td>58.33%</td> </tr> <tr> <td>Agree</td> <td>4</td> <td>33.33%</td> </tr> <tr> <td>Uncertain</td> <td>1</td> <td>8.33%</td> </tr> <tr> <td>Disagree</td> <td>0</td> <td>0%</td> </tr> <tr> <td>Strongly Disagree</td> <td>0</td> <td>0%</td> </tr> </tbody> </table> | Choice | Number | Percentage | Strongly Agree | 7 | 58.33% | Agree | 4 | 33.33% | Uncertain | 1 | 8.33% | Disagree | 0 | 0% | Strongly Disagree | 0 | 0% |  <p>● Stron... ● Agree ● Unce...</p> |
| Choice | Number | Percentage | | | | | | | | | | | | | | | | | | | |
| Strongly Agree | 7 | 58.33% | | | | | | | | | | | | | | | | | | | |
| Agree | 4 | 33.33% | | | | | | | | | | | | | | | | | | | |
| Uncertain | 1 | 8.33% | | | | | | | | | | | | | | | | | | | |
| Disagree | 0 | 0% | | | | | | | | | | | | | | | | | | | |
| Strongly Disagree | 0 | 0% | | | | | | | | | | | | | | | | | | | |

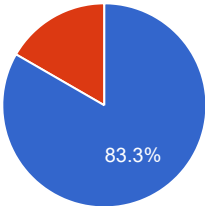
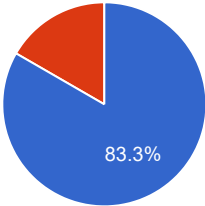
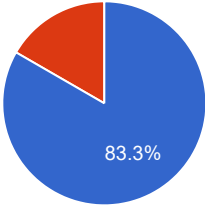
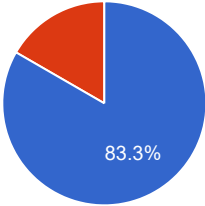
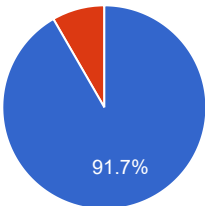
| 25 | I was happy with the amount of work needed for tutorials | <table border="1"> <thead> <tr> <th>Choice</th> <th>Number</th> <th>Percentage</th> </tr> </thead> <tbody> <tr> <td>Strongly Agree</td> <td>7</td> <td>58.33%</td> </tr> <tr> <td>Agree</td> <td>4</td> <td>33.33%</td> </tr> <tr> <td>Uncertain</td> <td>1</td> <td>8.33%</td> </tr> <tr> <td>Disagree</td> <td>0</td> <td>0%</td> </tr> <tr> <td>Strongly Disagree</td> <td>0</td> <td>0%</td> </tr> </tbody> </table> | Choice | Number | Percentage | Strongly Agree | 7 | 58.33% | Agree | 4 | 33.33% | Uncertain | 1 | 8.33% | Disagree | 0 | 0% | Strongly Disagree | 0 | 0% | |
|-------------------|--|--|--------|--------|------------|----------------|---|--------|-------|---|--------|-----------|---|-------|----------|---|----|-------------------|---|----|--|
| Choice | Number | Percentage | | | | | | | | | | | | | | | | | | | |
| Strongly Agree | 7 | 58.33% | | | | | | | | | | | | | | | | | | | |
| Agree | 4 | 33.33% | | | | | | | | | | | | | | | | | | | |
| Uncertain | 1 | 8.33% | | | | | | | | | | | | | | | | | | | |
| Disagree | 0 | 0% | | | | | | | | | | | | | | | | | | | |
| Strongly Disagree | 0 | 0% | | | | | | | | | | | | | | | | | | | |
| 26 | The tutor dealt effectively with my problems | <table border="1"> <thead> <tr> <th>Choice</th> <th>Number</th> <th>Percentage</th> </tr> </thead> <tbody> <tr> <td>Strongly Agree</td> <td>7</td> <td>58.33%</td> </tr> <tr> <td>Agree</td> <td>4</td> <td>33.33%</td> </tr> <tr> <td>Uncertain</td> <td>1</td> <td>8.33%</td> </tr> <tr> <td>Disagree</td> <td>0</td> <td>0%</td> </tr> <tr> <td>Strongly Disagree</td> <td>0</td> <td>0%</td> </tr> </tbody> </table> | Choice | Number | Percentage | Strongly Agree | 7 | 58.33% | Agree | 4 | 33.33% | Uncertain | 1 | 8.33% | Disagree | 0 | 0% | Strongly Disagree | 0 | 0% | |
| Choice | Number | Percentage | | | | | | | | | | | | | | | | | | | |
| Strongly Agree | 7 | 58.33% | | | | | | | | | | | | | | | | | | | |
| Agree | 4 | 33.33% | | | | | | | | | | | | | | | | | | | |
| Uncertain | 1 | 8.33% | | | | | | | | | | | | | | | | | | | |
| Disagree | 0 | 0% | | | | | | | | | | | | | | | | | | | |
| Strongly Disagree | 0 | 0% | | | | | | | | | | | | | | | | | | | |
| 27 | The material in the practicals was useful | <table border="1"> <thead> <tr> <th>Choice</th> <th>Number</th> <th>Percentage</th> </tr> </thead> <tbody> <tr> <td>Strongly Agree</td> <td>7</td> <td>58.33%</td> </tr> <tr> <td>Agree</td> <td>4</td> <td>33.33%</td> </tr> <tr> <td>Uncertain</td> <td>1</td> <td>8.33%</td> </tr> <tr> <td>Disagree</td> <td>0</td> <td>0%</td> </tr> <tr> <td>Strongly Disagree</td> <td>0</td> <td>0%</td> </tr> </tbody> </table> | Choice | Number | Percentage | Strongly Agree | 7 | 58.33% | Agree | 4 | 33.33% | Uncertain | 1 | 8.33% | Disagree | 0 | 0% | Strongly Disagree | 0 | 0% | |
| Choice | Number | Percentage | | | | | | | | | | | | | | | | | | | |
| Strongly Agree | 7 | 58.33% | | | | | | | | | | | | | | | | | | | |
| Agree | 4 | 33.33% | | | | | | | | | | | | | | | | | | | |
| Uncertain | 1 | 8.33% | | | | | | | | | | | | | | | | | | | |
| Disagree | 0 | 0% | | | | | | | | | | | | | | | | | | | |
| Strongly Disagree | 0 | 0% | | | | | | | | | | | | | | | | | | | |
| 28 | The demonstrators dealt effectively with my problems | <table border="1"> <thead> <tr> <th>Choice</th> <th>Number</th> <th>Percentage</th> </tr> </thead> <tbody> <tr> <td>Strongly Agree</td> <td>7</td> <td>58.33%</td> </tr> <tr> <td>Agree</td> <td>4</td> <td>33.33%</td> </tr> <tr> <td>Uncertain</td> <td>1</td> <td>8.33%</td> </tr> <tr> <td>Disagree</td> <td>0</td> <td>0%</td> </tr> <tr> <td>Strongly Disagree</td> <td>0</td> <td>0%</td> </tr> </tbody> </table> | Choice | Number | Percentage | Strongly Agree | 7 | 58.33% | Agree | 4 | 33.33% | Uncertain | 1 | 8.33% | Disagree | 0 | 0% | Strongly Disagree | 0 | 0% | |
| Choice | Number | Percentage | | | | | | | | | | | | | | | | | | | |
| Strongly Agree | 7 | 58.33% | | | | | | | | | | | | | | | | | | | |
| Agree | 4 | 33.33% | | | | | | | | | | | | | | | | | | | |
| Uncertain | 1 | 8.33% | | | | | | | | | | | | | | | | | | | |
| Disagree | 0 | 0% | | | | | | | | | | | | | | | | | | | |
| Strongly Disagree | 0 | 0% | | | | | | | | | | | | | | | | | | | |
| 29 | The best features of the Course were | <p>ok Good ok ok Important subject good Statistics in daily use ok GOOD Good ok Good</p> | | | | | | | | | | | | | | | | | | | |

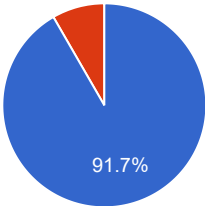
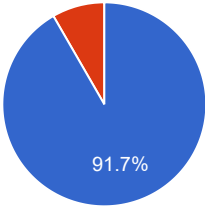
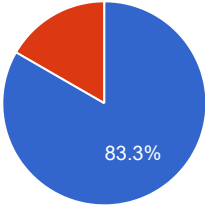
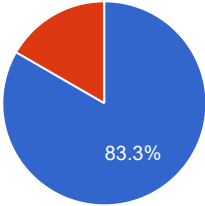
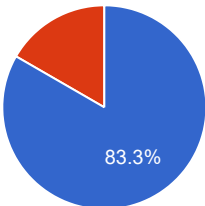
| | | |
|----|--|---|
| 30 | The Course could have been improved by | ok Good improvement ok yes Satisfactory good No ok GOOD Good ok Good |
| 31 | The University does not tolerate discrimination on any irrelevant distinction (e.g. race, age, gender) and is committed to work with diversity in a wholly positive way. Please indicate below anything in relation to this Course which may run counter to this objective | okok Very cooperative ok good ok Good Good |

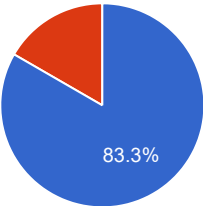
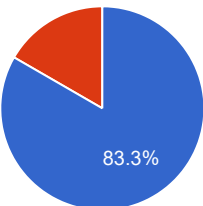
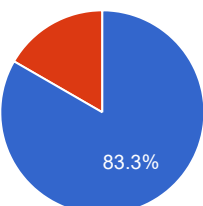
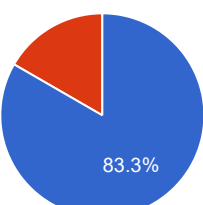
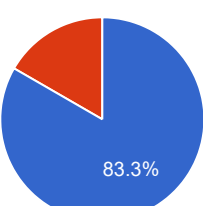
Course Evaluation - Program: 0222

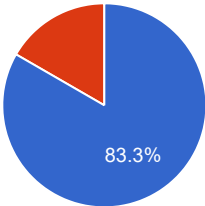
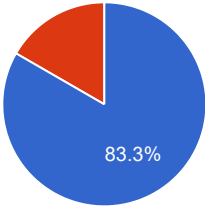
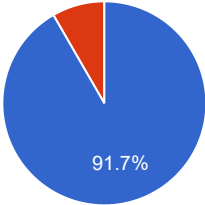
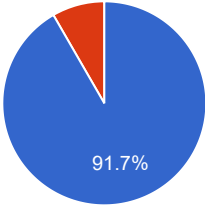
| Teacher Name: TAZA GUL | | Course ID: MTS-404 Course Title: Topology - I | | | Session: 2018 Fall | | | | | | | | | | | | | | | | | | |
|-------------------------------|--|--|--------|--------|--------------------|----------------|----|--------|-------|---|--------|-----------|---|----|----------|---|----|-------------------|---|----|--|--|--|
| Shift: After noon -- Section: | | Total Strength: 21 | | | Attempted: 12 | | | | | | | | | | | | | | | | | | |
| S.No | Question | Opinions | | | Chart | | | | | | | | | | | | | | | | | | |
| 1 | The course objectives were clear | <table border="1"> <thead> <tr> <th>Choice</th> <th>Number</th> <th>Percentage</th> </tr> </thead> <tbody> <tr> <td>Strongly Agree</td> <td>9</td> <td>75%</td> </tr> <tr> <td>Agree</td> <td>3</td> <td>25%</td> </tr> <tr> <td>Uncertain</td> <td>0</td> <td>0%</td> </tr> <tr> <td>Disagree</td> <td>0</td> <td>0%</td> </tr> <tr> <td>Strongly Disagree</td> <td>0</td> <td>0%</td> </tr> </tbody> </table> | Choice | Number | Percentage | Strongly Agree | 9 | 75% | Agree | 3 | 25% | Uncertain | 0 | 0% | Disagree | 0 | 0% | Strongly Disagree | 0 | 0% | | | |
| Choice | Number | Percentage | | | | | | | | | | | | | | | | | | | | | |
| Strongly Agree | 9 | 75% | | | | | | | | | | | | | | | | | | | | | |
| Agree | 3 | 25% | | | | | | | | | | | | | | | | | | | | | |
| Uncertain | 0 | 0% | | | | | | | | | | | | | | | | | | | | | |
| Disagree | 0 | 0% | | | | | | | | | | | | | | | | | | | | | |
| Strongly Disagree | 0 | 0% | | | | | | | | | | | | | | | | | | | | | |
| 2 | The Course workload was manageable | <table border="1"> <thead> <tr> <th>Choice</th> <th>Number</th> <th>Percentage</th> </tr> </thead> <tbody> <tr> <td>Strongly Agree</td> <td>9</td> <td>75%</td> </tr> <tr> <td>Agree</td> <td>3</td> <td>25%</td> </tr> <tr> <td>Uncertain</td> <td>0</td> <td>0%</td> </tr> <tr> <td>Disagree</td> <td>0</td> <td>0%</td> </tr> <tr> <td>Strongly Disagree</td> <td>0</td> <td>0%</td> </tr> </tbody> </table> | Choice | Number | Percentage | Strongly Agree | 9 | 75% | Agree | 3 | 25% | Uncertain | 0 | 0% | Disagree | 0 | 0% | Strongly Disagree | 0 | 0% | | | |
| Choice | Number | Percentage | | | | | | | | | | | | | | | | | | | | | |
| Strongly Agree | 9 | 75% | | | | | | | | | | | | | | | | | | | | | |
| Agree | 3 | 25% | | | | | | | | | | | | | | | | | | | | | |
| Uncertain | 0 | 0% | | | | | | | | | | | | | | | | | | | | | |
| Disagree | 0 | 0% | | | | | | | | | | | | | | | | | | | | | |
| Strongly Disagree | 0 | 0% | | | | | | | | | | | | | | | | | | | | | |
| 3 | The Course was well organized (e.g. timely access to materials, notification of changes, etc.) | <table border="1"> <thead> <tr> <th>Choice</th> <th>Number</th> <th>Percentage</th> </tr> </thead> <tbody> <tr> <td>Strongly Agree</td> <td>10</td> <td>83.33%</td> </tr> <tr> <td>Agree</td> <td>2</td> <td>16.67%</td> </tr> <tr> <td>Uncertain</td> <td>0</td> <td>0%</td> </tr> <tr> <td>Disagree</td> <td>0</td> <td>0%</td> </tr> <tr> <td>Strongly Disagree</td> <td>0</td> <td>0%</td> </tr> </tbody> </table> | Choice | Number | Percentage | Strongly Agree | 10 | 83.33% | Agree | 2 | 16.67% | Uncertain | 0 | 0% | Disagree | 0 | 0% | Strongly Disagree | 0 | 0% | | | |
| Choice | Number | Percentage | | | | | | | | | | | | | | | | | | | | | |
| Strongly Agree | 10 | 83.33% | | | | | | | | | | | | | | | | | | | | | |
| Agree | 2 | 16.67% | | | | | | | | | | | | | | | | | | | | | |
| Uncertain | 0 | 0% | | | | | | | | | | | | | | | | | | | | | |
| Disagree | 0 | 0% | | | | | | | | | | | | | | | | | | | | | |
| Strongly Disagree | 0 | 0% | | | | | | | | | | | | | | | | | | | | | |
| 4 | I participated actively in the Course | <table border="1"> <thead> <tr> <th>Choice</th> <th>Number</th> <th>Percentage</th> </tr> </thead> <tbody> <tr> <td>Strongly Agree</td> <td>11</td> <td>91.67%</td> </tr> <tr> <td>Agree</td> <td>1</td> <td>8.33%</td> </tr> <tr> <td>Uncertain</td> <td>0</td> <td>0%</td> </tr> <tr> <td>Disagree</td> <td>0</td> <td>0%</td> </tr> <tr> <td>Strongly Disagree</td> <td>0</td> <td>0%</td> </tr> </tbody> </table> | Choice | Number | Percentage | Strongly Agree | 11 | 91.67% | Agree | 1 | 8.33% | Uncertain | 0 | 0% | Disagree | 0 | 0% | Strongly Disagree | 0 | 0% | | | |
| Choice | Number | Percentage | | | | | | | | | | | | | | | | | | | | | |
| Strongly Agree | 11 | 91.67% | | | | | | | | | | | | | | | | | | | | | |
| Agree | 1 | 8.33% | | | | | | | | | | | | | | | | | | | | | |
| Uncertain | 0 | 0% | | | | | | | | | | | | | | | | | | | | | |
| Disagree | 0 | 0% | | | | | | | | | | | | | | | | | | | | | |
| Strongly Disagree | 0 | 0% | | | | | | | | | | | | | | | | | | | | | |

| 5 | I think I have made progress in this Course | <table border="1"> <thead> <tr> <th>Choice</th> <th>Number</th> <th>Percentage</th> </tr> </thead> <tbody> <tr> <td>Strongly Agree</td> <td>11</td> <td>91.67%</td> </tr> <tr> <td>Agree</td> <td>1</td> <td>8.33%</td> </tr> <tr> <td>Uncertain</td> <td>0</td> <td>0%</td> </tr> <tr> <td>Disagree</td> <td>0</td> <td>0%</td> </tr> <tr> <td>Strongly Disagree</td> <td>0</td> <td>0%</td> </tr> </tbody> </table> | Choice | Number | Percentage | Strongly Agree | 11 | 91.67% | Agree | 1 | 8.33% | Uncertain | 0 | 0% | Disagree | 0 | 0% | Strongly Disagree | 0 | 0% |  <p>● Stron... ● Agree</p> |
|-------------------|---|--|--------|--------|------------|----------------|----|--------|-------|---|--------|-----------|---|----|----------|---|----|-------------------|---|----|---|
| Choice | Number | Percentage | | | | | | | | | | | | | | | | | | | |
| Strongly Agree | 11 | 91.67% | | | | | | | | | | | | | | | | | | | |
| Agree | 1 | 8.33% | | | | | | | | | | | | | | | | | | | |
| Uncertain | 0 | 0% | | | | | | | | | | | | | | | | | | | |
| Disagree | 0 | 0% | | | | | | | | | | | | | | | | | | | |
| Strongly Disagree | 0 | 0% | | | | | | | | | | | | | | | | | | | |
| 6 | I think the Course was well structured to achieve the learning outcomes (there was a good balance of lectures, tutorials, practical etc.) | <table border="1"> <thead> <tr> <th>Choice</th> <th>Number</th> <th>Percentage</th> </tr> </thead> <tbody> <tr> <td>Strongly Agree</td> <td>10</td> <td>83.33%</td> </tr> <tr> <td>Agree</td> <td>2</td> <td>16.67%</td> </tr> <tr> <td>Uncertain</td> <td>0</td> <td>0%</td> </tr> <tr> <td>Disagree</td> <td>0</td> <td>0%</td> </tr> <tr> <td>Strongly Disagree</td> <td>0</td> <td>0%</td> </tr> </tbody> </table> | Choice | Number | Percentage | Strongly Agree | 10 | 83.33% | Agree | 2 | 16.67% | Uncertain | 0 | 0% | Disagree | 0 | 0% | Strongly Disagree | 0 | 0% |  <p>● Stron... ● Agree</p> |
| Choice | Number | Percentage | | | | | | | | | | | | | | | | | | | |
| Strongly Agree | 10 | 83.33% | | | | | | | | | | | | | | | | | | | |
| Agree | 2 | 16.67% | | | | | | | | | | | | | | | | | | | |
| Uncertain | 0 | 0% | | | | | | | | | | | | | | | | | | | |
| Disagree | 0 | 0% | | | | | | | | | | | | | | | | | | | |
| Strongly Disagree | 0 | 0% | | | | | | | | | | | | | | | | | | | |
| 7 | The learning and teaching methods encouraged participation | <table border="1"> <thead> <tr> <th>Choice</th> <th>Number</th> <th>Percentage</th> </tr> </thead> <tbody> <tr> <td>Strongly Agree</td> <td>10</td> <td>83.33%</td> </tr> <tr> <td>Agree</td> <td>2</td> <td>16.67%</td> </tr> <tr> <td>Uncertain</td> <td>0</td> <td>0%</td> </tr> <tr> <td>Disagree</td> <td>0</td> <td>0%</td> </tr> <tr> <td>Strongly Disagree</td> <td>0</td> <td>0%</td> </tr> </tbody> </table> | Choice | Number | Percentage | Strongly Agree | 10 | 83.33% | Agree | 2 | 16.67% | Uncertain | 0 | 0% | Disagree | 0 | 0% | Strongly Disagree | 0 | 0% |  <p>● Stron... ● Agree</p> |
| Choice | Number | Percentage | | | | | | | | | | | | | | | | | | | |
| Strongly Agree | 10 | 83.33% | | | | | | | | | | | | | | | | | | | |
| Agree | 2 | 16.67% | | | | | | | | | | | | | | | | | | | |
| Uncertain | 0 | 0% | | | | | | | | | | | | | | | | | | | |
| Disagree | 0 | 0% | | | | | | | | | | | | | | | | | | | |
| Strongly Disagree | 0 | 0% | | | | | | | | | | | | | | | | | | | |
| 8 | The overall environment in the class was conducive to learning | <table border="1"> <thead> <tr> <th>Choice</th> <th>Number</th> <th>Percentage</th> </tr> </thead> <tbody> <tr> <td>Strongly Agree</td> <td>10</td> <td>83.33%</td> </tr> <tr> <td>Agree</td> <td>2</td> <td>16.67%</td> </tr> <tr> <td>Uncertain</td> <td>0</td> <td>0%</td> </tr> <tr> <td>Disagree</td> <td>0</td> <td>0%</td> </tr> <tr> <td>Strongly Disagree</td> <td>0</td> <td>0%</td> </tr> </tbody> </table> | Choice | Number | Percentage | Strongly Agree | 10 | 83.33% | Agree | 2 | 16.67% | Uncertain | 0 | 0% | Disagree | 0 | 0% | Strongly Disagree | 0 | 0% |  <p>● Stron... ● Agree</p> |
| Choice | Number | Percentage | | | | | | | | | | | | | | | | | | | |
| Strongly Agree | 10 | 83.33% | | | | | | | | | | | | | | | | | | | |
| Agree | 2 | 16.67% | | | | | | | | | | | | | | | | | | | |
| Uncertain | 0 | 0% | | | | | | | | | | | | | | | | | | | |
| Disagree | 0 | 0% | | | | | | | | | | | | | | | | | | | |
| Strongly Disagree | 0 | 0% | | | | | | | | | | | | | | | | | | | |
| 9 | Classrooms were satisfactory | <table border="1"> <thead> <tr> <th>Choice</th> <th>Number</th> <th>Percentage</th> </tr> </thead> <tbody> <tr> <td>Strongly Agree</td> <td>10</td> <td>83.33%</td> </tr> <tr> <td>Agree</td> <td>2</td> <td>16.67%</td> </tr> <tr> <td>Uncertain</td> <td>0</td> <td>0%</td> </tr> <tr> <td>Disagree</td> <td>0</td> <td>0%</td> </tr> <tr> <td>Strongly Disagree</td> <td>0</td> <td>0%</td> </tr> </tbody> </table> | Choice | Number | Percentage | Strongly Agree | 10 | 83.33% | Agree | 2 | 16.67% | Uncertain | 0 | 0% | Disagree | 0 | 0% | Strongly Disagree | 0 | 0% |  <p>● Stron... ● Agree</p> |
| Choice | Number | Percentage | | | | | | | | | | | | | | | | | | | |
| Strongly Agree | 10 | 83.33% | | | | | | | | | | | | | | | | | | | |
| Agree | 2 | 16.67% | | | | | | | | | | | | | | | | | | | |
| Uncertain | 0 | 0% | | | | | | | | | | | | | | | | | | | |
| Disagree | 0 | 0% | | | | | | | | | | | | | | | | | | | |
| Strongly Disagree | 0 | 0% | | | | | | | | | | | | | | | | | | | |

| 10 | Learning materials (Lesson Plans, Course Notes etc.) were relevant and useful | <table border="1"> <thead> <tr> <th>Choice</th> <th>Number</th> <th>Percentage</th> </tr> </thead> <tbody> <tr> <td>Strongly Agree</td> <td>10</td> <td>83.33%</td> </tr> <tr> <td>Agree</td> <td>2</td> <td>16.67%</td> </tr> <tr> <td>Uncertain</td> <td>0</td> <td>0%</td> </tr> <tr> <td>Disagree</td> <td>0</td> <td>0%</td> </tr> <tr> <td>Strongly Disagree</td> <td>0</td> <td>0%</td> </tr> </tbody> </table> | Choice | Number | Percentage | Strongly Agree | 10 | 83.33% | Agree | 2 | 16.67% | Uncertain | 0 | 0% | Disagree | 0 | 0% | Strongly Disagree | 0 | 0% |  <p>83.3%</p> <p>● Stron... ● Agree</p> |
|-------------------|--|--|--------|--------|------------|----------------|----|--------|-------|---|--------|-----------|---|----|----------|---|----|-------------------|---|----|--|
| Choice | Number | Percentage | | | | | | | | | | | | | | | | | | | |
| Strongly Agree | 10 | 83.33% | | | | | | | | | | | | | | | | | | | |
| Agree | 2 | 16.67% | | | | | | | | | | | | | | | | | | | |
| Uncertain | 0 | 0% | | | | | | | | | | | | | | | | | | | |
| Disagree | 0 | 0% | | | | | | | | | | | | | | | | | | | |
| Strongly Disagree | 0 | 0% | | | | | | | | | | | | | | | | | | | |
| 11 | Recommended reading Books etc. were relevant and appropriate | <table border="1"> <thead> <tr> <th>Choice</th> <th>Number</th> <th>Percentage</th> </tr> </thead> <tbody> <tr> <td>Strongly Agree</td> <td>10</td> <td>83.33%</td> </tr> <tr> <td>Agree</td> <td>2</td> <td>16.67%</td> </tr> <tr> <td>Uncertain</td> <td>0</td> <td>0%</td> </tr> <tr> <td>Disagree</td> <td>0</td> <td>0%</td> </tr> <tr> <td>Strongly Disagree</td> <td>0</td> <td>0%</td> </tr> </tbody> </table> | Choice | Number | Percentage | Strongly Agree | 10 | 83.33% | Agree | 2 | 16.67% | Uncertain | 0 | 0% | Disagree | 0 | 0% | Strongly Disagree | 0 | 0% |  <p>83.3%</p> <p>● Stron... ● Agree</p> |
| Choice | Number | Percentage | | | | | | | | | | | | | | | | | | | |
| Strongly Agree | 10 | 83.33% | | | | | | | | | | | | | | | | | | | |
| Agree | 2 | 16.67% | | | | | | | | | | | | | | | | | | | |
| Uncertain | 0 | 0% | | | | | | | | | | | | | | | | | | | |
| Disagree | 0 | 0% | | | | | | | | | | | | | | | | | | | |
| Strongly Disagree | 0 | 0% | | | | | | | | | | | | | | | | | | | |
| 12 | The provision of learning resources in the library was adequate and appropriate | <table border="1"> <thead> <tr> <th>Choice</th> <th>Number</th> <th>Percentage</th> </tr> </thead> <tbody> <tr> <td>Strongly Agree</td> <td>10</td> <td>83.33%</td> </tr> <tr> <td>Agree</td> <td>2</td> <td>16.67%</td> </tr> <tr> <td>Uncertain</td> <td>0</td> <td>0%</td> </tr> <tr> <td>Disagree</td> <td>0</td> <td>0%</td> </tr> <tr> <td>Strongly Disagree</td> <td>0</td> <td>0%</td> </tr> </tbody> </table> | Choice | Number | Percentage | Strongly Agree | 10 | 83.33% | Agree | 2 | 16.67% | Uncertain | 0 | 0% | Disagree | 0 | 0% | Strongly Disagree | 0 | 0% |  <p>83.3%</p> <p>● Stron... ● Agree</p> |
| Choice | Number | Percentage | | | | | | | | | | | | | | | | | | | |
| Strongly Agree | 10 | 83.33% | | | | | | | | | | | | | | | | | | | |
| Agree | 2 | 16.67% | | | | | | | | | | | | | | | | | | | |
| Uncertain | 0 | 0% | | | | | | | | | | | | | | | | | | | |
| Disagree | 0 | 0% | | | | | | | | | | | | | | | | | | | |
| Strongly Disagree | 0 | 0% | | | | | | | | | | | | | | | | | | | |
| 13 | The provision of learning resources on the Web was adequate and appropriate (if relevant) | <table border="1"> <thead> <tr> <th>Choice</th> <th>Number</th> <th>Percentage</th> </tr> </thead> <tbody> <tr> <td>Strongly Agree</td> <td>10</td> <td>83.33%</td> </tr> <tr> <td>Agree</td> <td>2</td> <td>16.67%</td> </tr> <tr> <td>Uncertain</td> <td>0</td> <td>0%</td> </tr> <tr> <td>Disagree</td> <td>0</td> <td>0%</td> </tr> <tr> <td>Strongly Disagree</td> <td>0</td> <td>0%</td> </tr> </tbody> </table> | Choice | Number | Percentage | Strongly Agree | 10 | 83.33% | Agree | 2 | 16.67% | Uncertain | 0 | 0% | Disagree | 0 | 0% | Strongly Disagree | 0 | 0% |  <p>83.3%</p> <p>● Stron... ● Agree</p> |
| Choice | Number | Percentage | | | | | | | | | | | | | | | | | | | |
| Strongly Agree | 10 | 83.33% | | | | | | | | | | | | | | | | | | | |
| Agree | 2 | 16.67% | | | | | | | | | | | | | | | | | | | |
| Uncertain | 0 | 0% | | | | | | | | | | | | | | | | | | | |
| Disagree | 0 | 0% | | | | | | | | | | | | | | | | | | | |
| Strongly Disagree | 0 | 0% | | | | | | | | | | | | | | | | | | | |
| 14 | The Course stimulated my interest and thought on the subject area | <table border="1"> <thead> <tr> <th>Choice</th> <th>Number</th> <th>Percentage</th> </tr> </thead> <tbody> <tr> <td>Strongly Agree</td> <td>11</td> <td>91.67%</td> </tr> <tr> <td>Agree</td> <td>1</td> <td>8.33%</td> </tr> <tr> <td>Uncertain</td> <td>0</td> <td>0%</td> </tr> <tr> <td>Disagree</td> <td>0</td> <td>0%</td> </tr> <tr> <td>Strongly Disagree</td> <td>0</td> <td>0%</td> </tr> </tbody> </table> | Choice | Number | Percentage | Strongly Agree | 11 | 91.67% | Agree | 1 | 8.33% | Uncertain | 0 | 0% | Disagree | 0 | 0% | Strongly Disagree | 0 | 0% |  <p>91.7%</p> <p>● Stron... ● Agree</p> |
| Choice | Number | Percentage | | | | | | | | | | | | | | | | | | | |
| Strongly Agree | 11 | 91.67% | | | | | | | | | | | | | | | | | | | |
| Agree | 1 | 8.33% | | | | | | | | | | | | | | | | | | | |
| Uncertain | 0 | 0% | | | | | | | | | | | | | | | | | | | |
| Disagree | 0 | 0% | | | | | | | | | | | | | | | | | | | |
| Strongly Disagree | 0 | 0% | | | | | | | | | | | | | | | | | | | |

| 15 | The pace of the Course was appropriate | <table border="1"> <thead> <tr> <th>Choice</th> <th>Number</th> <th>Percentage</th> </tr> </thead> <tbody> <tr> <td>Strongly Agree</td> <td>11</td> <td>91.67%</td> </tr> <tr> <td>Agree</td> <td>1</td> <td>8.33%</td> </tr> <tr> <td>Uncertain</td> <td>0</td> <td>0%</td> </tr> <tr> <td>Disagree</td> <td>0</td> <td>0%</td> </tr> <tr> <td>Strongly Disagree</td> <td>0</td> <td>0%</td> </tr> </tbody> </table> | Choice | Number | Percentage | Strongly Agree | 11 | 91.67% | Agree | 1 | 8.33% | Uncertain | 0 | 0% | Disagree | 0 | 0% | Strongly Disagree | 0 | 0% |  <p>● Stron... ● Agree</p> |
|-------------------|---|--|--------|--------|------------|----------------|----|--------|-------|---|--------|-----------|---|----|----------|---|----|-------------------|---|----|---|
| Choice | Number | Percentage | | | | | | | | | | | | | | | | | | | |
| Strongly Agree | 11 | 91.67% | | | | | | | | | | | | | | | | | | | |
| Agree | 1 | 8.33% | | | | | | | | | | | | | | | | | | | |
| Uncertain | 0 | 0% | | | | | | | | | | | | | | | | | | | |
| Disagree | 0 | 0% | | | | | | | | | | | | | | | | | | | |
| Strongly Disagree | 0 | 0% | | | | | | | | | | | | | | | | | | | |
| 16 | Ideas and concepts were presented clearly | <table border="1"> <thead> <tr> <th>Choice</th> <th>Number</th> <th>Percentage</th> </tr> </thead> <tbody> <tr> <td>Strongly Agree</td> <td>11</td> <td>91.67%</td> </tr> <tr> <td>Agree</td> <td>1</td> <td>8.33%</td> </tr> <tr> <td>Uncertain</td> <td>0</td> <td>0%</td> </tr> <tr> <td>Disagree</td> <td>0</td> <td>0%</td> </tr> <tr> <td>Strongly Disagree</td> <td>0</td> <td>0%</td> </tr> </tbody> </table> | Choice | Number | Percentage | Strongly Agree | 11 | 91.67% | Agree | 1 | 8.33% | Uncertain | 0 | 0% | Disagree | 0 | 0% | Strongly Disagree | 0 | 0% |  <p>● Stron... ● Agree</p> |
| Choice | Number | Percentage | | | | | | | | | | | | | | | | | | | |
| Strongly Agree | 11 | 91.67% | | | | | | | | | | | | | | | | | | | |
| Agree | 1 | 8.33% | | | | | | | | | | | | | | | | | | | |
| Uncertain | 0 | 0% | | | | | | | | | | | | | | | | | | | |
| Disagree | 0 | 0% | | | | | | | | | | | | | | | | | | | |
| Strongly Disagree | 0 | 0% | | | | | | | | | | | | | | | | | | | |
| 17 | The method of assessment were reasonable | <table border="1"> <thead> <tr> <th>Choice</th> <th>Number</th> <th>Percentage</th> </tr> </thead> <tbody> <tr> <td>Strongly Agree</td> <td>10</td> <td>83.33%</td> </tr> <tr> <td>Agree</td> <td>2</td> <td>16.67%</td> </tr> <tr> <td>Uncertain</td> <td>0</td> <td>0%</td> </tr> <tr> <td>Disagree</td> <td>0</td> <td>0%</td> </tr> <tr> <td>Strongly Disagree</td> <td>0</td> <td>0%</td> </tr> </tbody> </table> | Choice | Number | Percentage | Strongly Agree | 10 | 83.33% | Agree | 2 | 16.67% | Uncertain | 0 | 0% | Disagree | 0 | 0% | Strongly Disagree | 0 | 0% |  <p>● Stron... ● Agree</p> |
| Choice | Number | Percentage | | | | | | | | | | | | | | | | | | | |
| Strongly Agree | 10 | 83.33% | | | | | | | | | | | | | | | | | | | |
| Agree | 2 | 16.67% | | | | | | | | | | | | | | | | | | | |
| Uncertain | 0 | 0% | | | | | | | | | | | | | | | | | | | |
| Disagree | 0 | 0% | | | | | | | | | | | | | | | | | | | |
| Strongly Disagree | 0 | 0% | | | | | | | | | | | | | | | | | | | |
| 18 | Feedback on assessment was timely | <table border="1"> <thead> <tr> <th>Choice</th> <th>Number</th> <th>Percentage</th> </tr> </thead> <tbody> <tr> <td>Strongly Agree</td> <td>10</td> <td>83.33%</td> </tr> <tr> <td>Agree</td> <td>2</td> <td>16.67%</td> </tr> <tr> <td>Uncertain</td> <td>0</td> <td>0%</td> </tr> <tr> <td>Disagree</td> <td>0</td> <td>0%</td> </tr> <tr> <td>Strongly Disagree</td> <td>0</td> <td>0%</td> </tr> </tbody> </table> | Choice | Number | Percentage | Strongly Agree | 10 | 83.33% | Agree | 2 | 16.67% | Uncertain | 0 | 0% | Disagree | 0 | 0% | Strongly Disagree | 0 | 0% |  <p>● Stron... ● Agree</p> |
| Choice | Number | Percentage | | | | | | | | | | | | | | | | | | | |
| Strongly Agree | 10 | 83.33% | | | | | | | | | | | | | | | | | | | |
| Agree | 2 | 16.67% | | | | | | | | | | | | | | | | | | | |
| Uncertain | 0 | 0% | | | | | | | | | | | | | | | | | | | |
| Disagree | 0 | 0% | | | | | | | | | | | | | | | | | | | |
| Strongly Disagree | 0 | 0% | | | | | | | | | | | | | | | | | | | |
| 19 | Feedback on assessment was helpful | <table border="1"> <thead> <tr> <th>Choice</th> <th>Number</th> <th>Percentage</th> </tr> </thead> <tbody> <tr> <td>Strongly Agree</td> <td>10</td> <td>83.33%</td> </tr> <tr> <td>Agree</td> <td>2</td> <td>16.67%</td> </tr> <tr> <td>Uncertain</td> <td>0</td> <td>0%</td> </tr> <tr> <td>Disagree</td> <td>0</td> <td>0%</td> </tr> <tr> <td>Strongly Disagree</td> <td>0</td> <td>0%</td> </tr> </tbody> </table> | Choice | Number | Percentage | Strongly Agree | 10 | 83.33% | Agree | 2 | 16.67% | Uncertain | 0 | 0% | Disagree | 0 | 0% | Strongly Disagree | 0 | 0% |  <p>● Stron... ● Agree</p> |
| Choice | Number | Percentage | | | | | | | | | | | | | | | | | | | |
| Strongly Agree | 10 | 83.33% | | | | | | | | | | | | | | | | | | | |
| Agree | 2 | 16.67% | | | | | | | | | | | | | | | | | | | |
| Uncertain | 0 | 0% | | | | | | | | | | | | | | | | | | | |
| Disagree | 0 | 0% | | | | | | | | | | | | | | | | | | | |
| Strongly Disagree | 0 | 0% | | | | | | | | | | | | | | | | | | | |

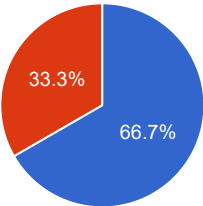
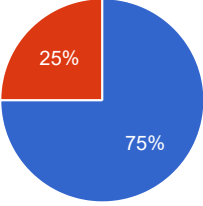
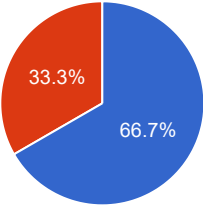
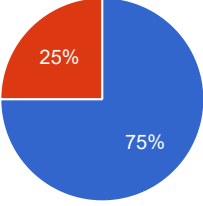
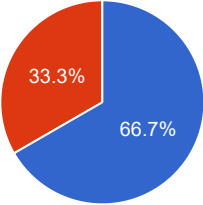
| 20 | I understood the lectures | <table border="1"> <thead> <tr> <th>Choice</th> <th>Number</th> <th>Percentage</th> </tr> </thead> <tbody> <tr> <td>Strongly Agree</td> <td>10</td> <td>83.33%</td> </tr> <tr> <td>Agree</td> <td>2</td> <td>16.67%</td> </tr> <tr> <td>Uncertain</td> <td>0</td> <td>0%</td> </tr> <tr> <td>Disagree</td> <td>0</td> <td>0%</td> </tr> <tr> <td>Strongly Disagree</td> <td>0</td> <td>0%</td> </tr> </tbody> </table> | Choice | Number | Percentage | Strongly Agree | 10 | 83.33% | Agree | 2 | 16.67% | Uncertain | 0 | 0% | Disagree | 0 | 0% | Strongly Disagree | 0 | 0% |  <p>● Stron... ● Agree</p> |
|-------------------|---|--|--------|--------|------------|----------------|----|--------|-------|---|--------|-----------|---|----|----------|---|----|-------------------|---|----|---|
| Choice | Number | Percentage | | | | | | | | | | | | | | | | | | | |
| Strongly Agree | 10 | 83.33% | | | | | | | | | | | | | | | | | | | |
| Agree | 2 | 16.67% | | | | | | | | | | | | | | | | | | | |
| Uncertain | 0 | 0% | | | | | | | | | | | | | | | | | | | |
| Disagree | 0 | 0% | | | | | | | | | | | | | | | | | | | |
| Strongly Disagree | 0 | 0% | | | | | | | | | | | | | | | | | | | |
| 21 | The material was well organized and presented | <table border="1"> <thead> <tr> <th>Choice</th> <th>Number</th> <th>Percentage</th> </tr> </thead> <tbody> <tr> <td>Strongly Agree</td> <td>10</td> <td>83.33%</td> </tr> <tr> <td>Agree</td> <td>2</td> <td>16.67%</td> </tr> <tr> <td>Uncertain</td> <td>0</td> <td>0%</td> </tr> <tr> <td>Disagree</td> <td>0</td> <td>0%</td> </tr> <tr> <td>Strongly Disagree</td> <td>0</td> <td>0%</td> </tr> </tbody> </table> | Choice | Number | Percentage | Strongly Agree | 10 | 83.33% | Agree | 2 | 16.67% | Uncertain | 0 | 0% | Disagree | 0 | 0% | Strongly Disagree | 0 | 0% |  <p>● Stron... ● Agree</p> |
| Choice | Number | Percentage | | | | | | | | | | | | | | | | | | | |
| Strongly Agree | 10 | 83.33% | | | | | | | | | | | | | | | | | | | |
| Agree | 2 | 16.67% | | | | | | | | | | | | | | | | | | | |
| Uncertain | 0 | 0% | | | | | | | | | | | | | | | | | | | |
| Disagree | 0 | 0% | | | | | | | | | | | | | | | | | | | |
| Strongly Disagree | 0 | 0% | | | | | | | | | | | | | | | | | | | |
| 22 | The instructor was responsive to student needs and problems | <table border="1"> <thead> <tr> <th>Choice</th> <th>Number</th> <th>Percentage</th> </tr> </thead> <tbody> <tr> <td>Strongly Agree</td> <td>10</td> <td>83.33%</td> </tr> <tr> <td>Agree</td> <td>2</td> <td>16.67%</td> </tr> <tr> <td>Uncertain</td> <td>0</td> <td>0%</td> </tr> <tr> <td>Disagree</td> <td>0</td> <td>0%</td> </tr> <tr> <td>Strongly Disagree</td> <td>0</td> <td>0%</td> </tr> </tbody> </table> | Choice | Number | Percentage | Strongly Agree | 10 | 83.33% | Agree | 2 | 16.67% | Uncertain | 0 | 0% | Disagree | 0 | 0% | Strongly Disagree | 0 | 0% |  <p>● Stron... ● Agree</p> |
| Choice | Number | Percentage | | | | | | | | | | | | | | | | | | | |
| Strongly Agree | 10 | 83.33% | | | | | | | | | | | | | | | | | | | |
| Agree | 2 | 16.67% | | | | | | | | | | | | | | | | | | | |
| Uncertain | 0 | 0% | | | | | | | | | | | | | | | | | | | |
| Disagree | 0 | 0% | | | | | | | | | | | | | | | | | | | |
| Strongly Disagree | 0 | 0% | | | | | | | | | | | | | | | | | | | |
| 23 | Had the instructor been regular throughout the course | <table border="1"> <thead> <tr> <th>Choice</th> <th>Number</th> <th>Percentage</th> </tr> </thead> <tbody> <tr> <td>Strongly Agree</td> <td>10</td> <td>83.33%</td> </tr> <tr> <td>Agree</td> <td>2</td> <td>16.67%</td> </tr> <tr> <td>Uncertain</td> <td>0</td> <td>0%</td> </tr> <tr> <td>Disagree</td> <td>0</td> <td>0%</td> </tr> <tr> <td>Strongly Disagree</td> <td>0</td> <td>0%</td> </tr> </tbody> </table> | Choice | Number | Percentage | Strongly Agree | 10 | 83.33% | Agree | 2 | 16.67% | Uncertain | 0 | 0% | Disagree | 0 | 0% | Strongly Disagree | 0 | 0% |  <p>● Stron... ● Agree</p> |
| Choice | Number | Percentage | | | | | | | | | | | | | | | | | | | |
| Strongly Agree | 10 | 83.33% | | | | | | | | | | | | | | | | | | | |
| Agree | 2 | 16.67% | | | | | | | | | | | | | | | | | | | |
| Uncertain | 0 | 0% | | | | | | | | | | | | | | | | | | | |
| Disagree | 0 | 0% | | | | | | | | | | | | | | | | | | | |
| Strongly Disagree | 0 | 0% | | | | | | | | | | | | | | | | | | | |
| 24 | The material in the tutorials was useful | <table border="1"> <thead> <tr> <th>Choice</th> <th>Number</th> <th>Percentage</th> </tr> </thead> <tbody> <tr> <td>Strongly Agree</td> <td>10</td> <td>83.33%</td> </tr> <tr> <td>Agree</td> <td>2</td> <td>16.67%</td> </tr> <tr> <td>Uncertain</td> <td>0</td> <td>0%</td> </tr> <tr> <td>Disagree</td> <td>0</td> <td>0%</td> </tr> <tr> <td>Strongly Disagree</td> <td>0</td> <td>0%</td> </tr> </tbody> </table> | Choice | Number | Percentage | Strongly Agree | 10 | 83.33% | Agree | 2 | 16.67% | Uncertain | 0 | 0% | Disagree | 0 | 0% | Strongly Disagree | 0 | 0% |  <p>● Stron... ● Agree</p> |
| Choice | Number | Percentage | | | | | | | | | | | | | | | | | | | |
| Strongly Agree | 10 | 83.33% | | | | | | | | | | | | | | | | | | | |
| Agree | 2 | 16.67% | | | | | | | | | | | | | | | | | | | |
| Uncertain | 0 | 0% | | | | | | | | | | | | | | | | | | | |
| Disagree | 0 | 0% | | | | | | | | | | | | | | | | | | | |
| Strongly Disagree | 0 | 0% | | | | | | | | | | | | | | | | | | | |

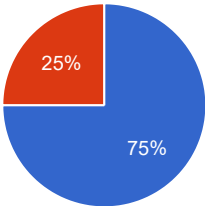
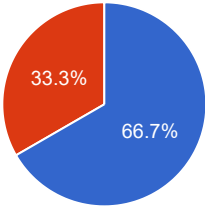
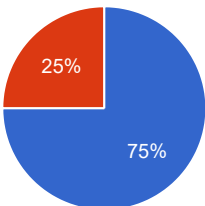
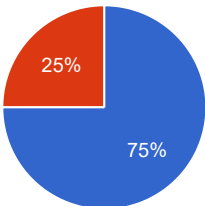
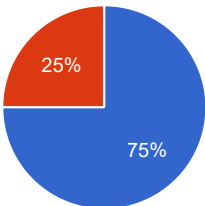
| 25 | I was happy with the amount of work needed for tutorials | <table border="1"> <thead> <tr> <th>Choice</th> <th>Number</th> <th>Percentage</th> </tr> </thead> <tbody> <tr> <td>Strongly Agree</td> <td>10</td> <td>83.33%</td> </tr> <tr> <td>Agree</td> <td>2</td> <td>16.67%</td> </tr> <tr> <td>Uncertain</td> <td>0</td> <td>0%</td> </tr> <tr> <td>Disagree</td> <td>0</td> <td>0%</td> </tr> <tr> <td>Strongly Disagree</td> <td>0</td> <td>0%</td> </tr> </tbody> </table> | Choice | Number | Percentage | Strongly Agree | 10 | 83.33% | Agree | 2 | 16.67% | Uncertain | 0 | 0% | Disagree | 0 | 0% | Strongly Disagree | 0 | 0% |  <p>83.3%</p> |
|-------------------|--|--|--------|--------|------------|----------------|----|--------|-------|---|--------|-----------|---|----|----------|---|----|-------------------|---|----|--|
| Choice | Number | Percentage | | | | | | | | | | | | | | | | | | | |
| Strongly Agree | 10 | 83.33% | | | | | | | | | | | | | | | | | | | |
| Agree | 2 | 16.67% | | | | | | | | | | | | | | | | | | | |
| Uncertain | 0 | 0% | | | | | | | | | | | | | | | | | | | |
| Disagree | 0 | 0% | | | | | | | | | | | | | | | | | | | |
| Strongly Disagree | 0 | 0% | | | | | | | | | | | | | | | | | | | |
| 26 | The tutor dealt effectively with my problems | <table border="1"> <thead> <tr> <th>Choice</th> <th>Number</th> <th>Percentage</th> </tr> </thead> <tbody> <tr> <td>Strongly Agree</td> <td>10</td> <td>83.33%</td> </tr> <tr> <td>Agree</td> <td>2</td> <td>16.67%</td> </tr> <tr> <td>Uncertain</td> <td>0</td> <td>0%</td> </tr> <tr> <td>Disagree</td> <td>0</td> <td>0%</td> </tr> <tr> <td>Strongly Disagree</td> <td>0</td> <td>0%</td> </tr> </tbody> </table> | Choice | Number | Percentage | Strongly Agree | 10 | 83.33% | Agree | 2 | 16.67% | Uncertain | 0 | 0% | Disagree | 0 | 0% | Strongly Disagree | 0 | 0% |  <p>83.3%</p> |
| Choice | Number | Percentage | | | | | | | | | | | | | | | | | | | |
| Strongly Agree | 10 | 83.33% | | | | | | | | | | | | | | | | | | | |
| Agree | 2 | 16.67% | | | | | | | | | | | | | | | | | | | |
| Uncertain | 0 | 0% | | | | | | | | | | | | | | | | | | | |
| Disagree | 0 | 0% | | | | | | | | | | | | | | | | | | | |
| Strongly Disagree | 0 | 0% | | | | | | | | | | | | | | | | | | | |
| 27 | The material in the practicals was useful | <table border="1"> <thead> <tr> <th>Choice</th> <th>Number</th> <th>Percentage</th> </tr> </thead> <tbody> <tr> <td>Strongly Agree</td> <td>11</td> <td>91.67%</td> </tr> <tr> <td>Agree</td> <td>1</td> <td>8.33%</td> </tr> <tr> <td>Uncertain</td> <td>0</td> <td>0%</td> </tr> <tr> <td>Disagree</td> <td>0</td> <td>0%</td> </tr> <tr> <td>Strongly Disagree</td> <td>0</td> <td>0%</td> </tr> </tbody> </table> | Choice | Number | Percentage | Strongly Agree | 11 | 91.67% | Agree | 1 | 8.33% | Uncertain | 0 | 0% | Disagree | 0 | 0% | Strongly Disagree | 0 | 0% |  <p>91.7%</p> |
| Choice | Number | Percentage | | | | | | | | | | | | | | | | | | | |
| Strongly Agree | 11 | 91.67% | | | | | | | | | | | | | | | | | | | |
| Agree | 1 | 8.33% | | | | | | | | | | | | | | | | | | | |
| Uncertain | 0 | 0% | | | | | | | | | | | | | | | | | | | |
| Disagree | 0 | 0% | | | | | | | | | | | | | | | | | | | |
| Strongly Disagree | 0 | 0% | | | | | | | | | | | | | | | | | | | |
| 28 | The demonstrators dealt effectively with my problems | <table border="1"> <thead> <tr> <th>Choice</th> <th>Number</th> <th>Percentage</th> </tr> </thead> <tbody> <tr> <td>Strongly Agree</td> <td>11</td> <td>91.67%</td> </tr> <tr> <td>Agree</td> <td>1</td> <td>8.33%</td> </tr> <tr> <td>Uncertain</td> <td>0</td> <td>0%</td> </tr> <tr> <td>Disagree</td> <td>0</td> <td>0%</td> </tr> <tr> <td>Strongly Disagree</td> <td>0</td> <td>0%</td> </tr> </tbody> </table> | Choice | Number | Percentage | Strongly Agree | 11 | 91.67% | Agree | 1 | 8.33% | Uncertain | 0 | 0% | Disagree | 0 | 0% | Strongly Disagree | 0 | 0% |  <p>91.7%</p> |
| Choice | Number | Percentage | | | | | | | | | | | | | | | | | | | |
| Strongly Agree | 11 | 91.67% | | | | | | | | | | | | | | | | | | | |
| Agree | 1 | 8.33% | | | | | | | | | | | | | | | | | | | |
| Uncertain | 0 | 0% | | | | | | | | | | | | | | | | | | | |
| Disagree | 0 | 0% | | | | | | | | | | | | | | | | | | | |
| Strongly Disagree | 0 | 0% | | | | | | | | | | | | | | | | | | | |
| 29 | The best features of the Course were | <p>ok Good resource ok ok Satisfactory good This course is the toughest course but good handled by Dr taza gul shb ok GOOD Good ok Good</p> | | | | | | | | | | | | | | | | | | | |

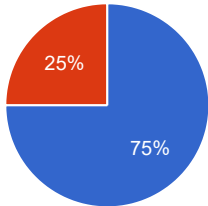
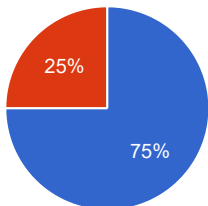
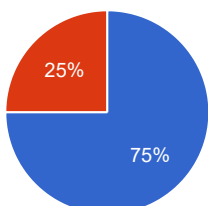
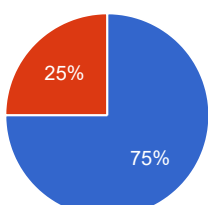
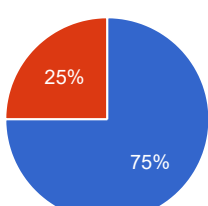
| | | |
|----|--|---|
| 30 | The Course could have been improved by | ok Very cooperative ok ok Satisfactory good No suggestion ok GOOD Good ok Good |
| 31 | The University does not tolerate discrimination on any irrelevant distinction (e.g. race, age, gender) and is committed to work with diversity in a wholly positive way. Please indicate below anything in relation to this Course which may run counter to this objective | Very cooperative ok ok good ok Good Good |

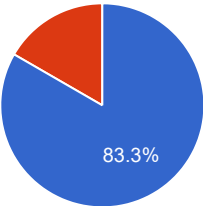
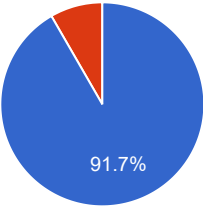
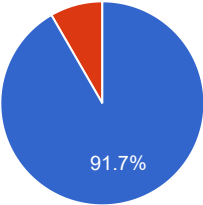
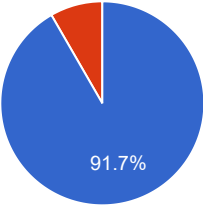
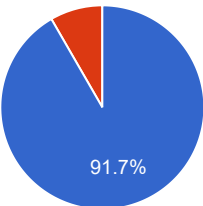
Course Evaluation - Program: 0222

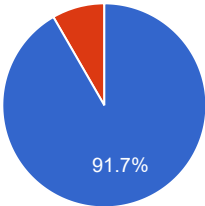
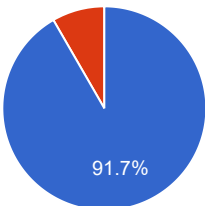
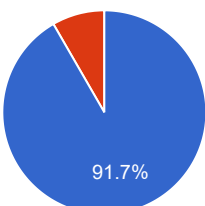
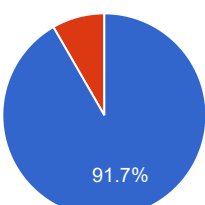
| Teacher Name: SAMI ULLAH KHAN | | Course ID: MTS-403 Course Title: Complex Analysis - I | | | Session: 2018 Fall | | | | | | | | | | | | | | | | | | |
|-------------------------------|--|---|--------|--------|--------------------|----------------|---|--------|-------|---|--------|-----------|---|----|----------|---|----|-------------------|---|----|--|--|--|
| Shift: After noon -- Section: | | Total Strength: 20 | | | Attempted: 12 | | | | | | | | | | | | | | | | | | |
| S.No | Question | Opinions | | | Chart | | | | | | | | | | | | | | | | | | |
| 1 | The course objectives were clear | <table border="1"> <thead> <tr> <th>Choice</th> <th>Number</th> <th>Percentage</th> </tr> </thead> <tbody> <tr> <td>Strongly Agree</td> <td>9</td> <td>75%</td> </tr> <tr> <td>Agree</td> <td>3</td> <td>25%</td> </tr> <tr> <td>Uncertain</td> <td>0</td> <td>0%</td> </tr> <tr> <td>Disagree</td> <td>0</td> <td>0%</td> </tr> <tr> <td>Strongly Disagree</td> <td>0</td> <td>0%</td> </tr> </tbody> </table> | Choice | Number | Percentage | Strongly Agree | 9 | 75% | Agree | 3 | 25% | Uncertain | 0 | 0% | Disagree | 0 | 0% | Strongly Disagree | 0 | 0% | | | |
| Choice | Number | Percentage | | | | | | | | | | | | | | | | | | | | | |
| Strongly Agree | 9 | 75% | | | | | | | | | | | | | | | | | | | | | |
| Agree | 3 | 25% | | | | | | | | | | | | | | | | | | | | | |
| Uncertain | 0 | 0% | | | | | | | | | | | | | | | | | | | | | |
| Disagree | 0 | 0% | | | | | | | | | | | | | | | | | | | | | |
| Strongly Disagree | 0 | 0% | | | | | | | | | | | | | | | | | | | | | |
| 2 | The Course workload was manageable | <table border="1"> <thead> <tr> <th>Choice</th> <th>Number</th> <th>Percentage</th> </tr> </thead> <tbody> <tr> <td>Strongly Agree</td> <td>9</td> <td>75%</td> </tr> <tr> <td>Agree</td> <td>3</td> <td>25%</td> </tr> <tr> <td>Uncertain</td> <td>0</td> <td>0%</td> </tr> <tr> <td>Disagree</td> <td>0</td> <td>0%</td> </tr> <tr> <td>Strongly Disagree</td> <td>0</td> <td>0%</td> </tr> </tbody> </table> | Choice | Number | Percentage | Strongly Agree | 9 | 75% | Agree | 3 | 25% | Uncertain | 0 | 0% | Disagree | 0 | 0% | Strongly Disagree | 0 | 0% | | | |
| Choice | Number | Percentage | | | | | | | | | | | | | | | | | | | | | |
| Strongly Agree | 9 | 75% | | | | | | | | | | | | | | | | | | | | | |
| Agree | 3 | 25% | | | | | | | | | | | | | | | | | | | | | |
| Uncertain | 0 | 0% | | | | | | | | | | | | | | | | | | | | | |
| Disagree | 0 | 0% | | | | | | | | | | | | | | | | | | | | | |
| Strongly Disagree | 0 | 0% | | | | | | | | | | | | | | | | | | | | | |
| 3 | The Course was well organized (e.g. timely access to materials, notification of changes, etc.) | <table border="1"> <thead> <tr> <th>Choice</th> <th>Number</th> <th>Percentage</th> </tr> </thead> <tbody> <tr> <td>Strongly Agree</td> <td>9</td> <td>75%</td> </tr> <tr> <td>Agree</td> <td>3</td> <td>25%</td> </tr> <tr> <td>Uncertain</td> <td>0</td> <td>0%</td> </tr> <tr> <td>Disagree</td> <td>0</td> <td>0%</td> </tr> <tr> <td>Strongly Disagree</td> <td>0</td> <td>0%</td> </tr> </tbody> </table> | Choice | Number | Percentage | Strongly Agree | 9 | 75% | Agree | 3 | 25% | Uncertain | 0 | 0% | Disagree | 0 | 0% | Strongly Disagree | 0 | 0% | | | |
| Choice | Number | Percentage | | | | | | | | | | | | | | | | | | | | | |
| Strongly Agree | 9 | 75% | | | | | | | | | | | | | | | | | | | | | |
| Agree | 3 | 25% | | | | | | | | | | | | | | | | | | | | | |
| Uncertain | 0 | 0% | | | | | | | | | | | | | | | | | | | | | |
| Disagree | 0 | 0% | | | | | | | | | | | | | | | | | | | | | |
| Strongly Disagree | 0 | 0% | | | | | | | | | | | | | | | | | | | | | |
| 4 | I participated actively in the Course | <table border="1"> <thead> <tr> <th>Choice</th> <th>Number</th> <th>Percentage</th> </tr> </thead> <tbody> <tr> <td>Strongly Agree</td> <td>8</td> <td>66.67%</td> </tr> <tr> <td>Agree</td> <td>4</td> <td>33.33%</td> </tr> <tr> <td>Uncertain</td> <td>0</td> <td>0%</td> </tr> <tr> <td>Disagree</td> <td>0</td> <td>0%</td> </tr> <tr> <td>Strongly Disagree</td> <td>0</td> <td>0%</td> </tr> </tbody> </table> | Choice | Number | Percentage | Strongly Agree | 8 | 66.67% | Agree | 4 | 33.33% | Uncertain | 0 | 0% | Disagree | 0 | 0% | Strongly Disagree | 0 | 0% | | | |
| Choice | Number | Percentage | | | | | | | | | | | | | | | | | | | | | |
| Strongly Agree | 8 | 66.67% | | | | | | | | | | | | | | | | | | | | | |
| Agree | 4 | 33.33% | | | | | | | | | | | | | | | | | | | | | |
| Uncertain | 0 | 0% | | | | | | | | | | | | | | | | | | | | | |
| Disagree | 0 | 0% | | | | | | | | | | | | | | | | | | | | | |
| Strongly Disagree | 0 | 0% | | | | | | | | | | | | | | | | | | | | | |

| 5 | I think I have made progress in this Course | <table border="1"> <thead> <tr> <th>Choice</th> <th>Number</th> <th>Percentage</th> </tr> </thead> <tbody> <tr> <td>Strongly Agree</td> <td>8</td> <td>66.67%</td> </tr> <tr> <td>Agree</td> <td>4</td> <td>33.33%</td> </tr> <tr> <td>Uncertain</td> <td>0</td> <td>0%</td> </tr> <tr> <td>Disagree</td> <td>0</td> <td>0%</td> </tr> <tr> <td>Strongly Disagree</td> <td>0</td> <td>0%</td> </tr> </tbody> </table> | Choice | Number | Percentage | Strongly Agree | 8 | 66.67% | Agree | 4 | 33.33% | Uncertain | 0 | 0% | Disagree | 0 | 0% | Strongly Disagree | 0 | 0% |  <p>● Stron... ● Agree</p> |
|-------------------|---|---|--------|--------|------------|----------------|---|--------|-------|---|--------|-----------|---|----|----------|---|----|-------------------|---|----|---|
| Choice | Number | Percentage | | | | | | | | | | | | | | | | | | | |
| Strongly Agree | 8 | 66.67% | | | | | | | | | | | | | | | | | | | |
| Agree | 4 | 33.33% | | | | | | | | | | | | | | | | | | | |
| Uncertain | 0 | 0% | | | | | | | | | | | | | | | | | | | |
| Disagree | 0 | 0% | | | | | | | | | | | | | | | | | | | |
| Strongly Disagree | 0 | 0% | | | | | | | | | | | | | | | | | | | |
| 6 | I think the Course was well structured to achieve the learning outcomes (there was a good balance of lectures, tutorials, practical etc.) | <table border="1"> <thead> <tr> <th>Choice</th> <th>Number</th> <th>Percentage</th> </tr> </thead> <tbody> <tr> <td>Strongly Agree</td> <td>9</td> <td>75%</td> </tr> <tr> <td>Agree</td> <td>3</td> <td>25%</td> </tr> <tr> <td>Uncertain</td> <td>0</td> <td>0%</td> </tr> <tr> <td>Disagree</td> <td>0</td> <td>0%</td> </tr> <tr> <td>Strongly Disagree</td> <td>0</td> <td>0%</td> </tr> </tbody> </table> | Choice | Number | Percentage | Strongly Agree | 9 | 75% | Agree | 3 | 25% | Uncertain | 0 | 0% | Disagree | 0 | 0% | Strongly Disagree | 0 | 0% |  <p>● Stron... ● Agree</p> |
| Choice | Number | Percentage | | | | | | | | | | | | | | | | | | | |
| Strongly Agree | 9 | 75% | | | | | | | | | | | | | | | | | | | |
| Agree | 3 | 25% | | | | | | | | | | | | | | | | | | | |
| Uncertain | 0 | 0% | | | | | | | | | | | | | | | | | | | |
| Disagree | 0 | 0% | | | | | | | | | | | | | | | | | | | |
| Strongly Disagree | 0 | 0% | | | | | | | | | | | | | | | | | | | |
| 7 | The learning and teaching methods encouraged participation | <table border="1"> <thead> <tr> <th>Choice</th> <th>Number</th> <th>Percentage</th> </tr> </thead> <tbody> <tr> <td>Strongly Agree</td> <td>8</td> <td>66.67%</td> </tr> <tr> <td>Agree</td> <td>4</td> <td>33.33%</td> </tr> <tr> <td>Uncertain</td> <td>0</td> <td>0%</td> </tr> <tr> <td>Disagree</td> <td>0</td> <td>0%</td> </tr> <tr> <td>Strongly Disagree</td> <td>0</td> <td>0%</td> </tr> </tbody> </table> | Choice | Number | Percentage | Strongly Agree | 8 | 66.67% | Agree | 4 | 33.33% | Uncertain | 0 | 0% | Disagree | 0 | 0% | Strongly Disagree | 0 | 0% |  <p>● Stron... ● Agree</p> |
| Choice | Number | Percentage | | | | | | | | | | | | | | | | | | | |
| Strongly Agree | 8 | 66.67% | | | | | | | | | | | | | | | | | | | |
| Agree | 4 | 33.33% | | | | | | | | | | | | | | | | | | | |
| Uncertain | 0 | 0% | | | | | | | | | | | | | | | | | | | |
| Disagree | 0 | 0% | | | | | | | | | | | | | | | | | | | |
| Strongly Disagree | 0 | 0% | | | | | | | | | | | | | | | | | | | |
| 8 | The overall environment in the class was conducive to learning | <table border="1"> <thead> <tr> <th>Choice</th> <th>Number</th> <th>Percentage</th> </tr> </thead> <tbody> <tr> <td>Strongly Agree</td> <td>9</td> <td>75%</td> </tr> <tr> <td>Agree</td> <td>3</td> <td>25%</td> </tr> <tr> <td>Uncertain</td> <td>0</td> <td>0%</td> </tr> <tr> <td>Disagree</td> <td>0</td> <td>0%</td> </tr> <tr> <td>Strongly Disagree</td> <td>0</td> <td>0%</td> </tr> </tbody> </table> | Choice | Number | Percentage | Strongly Agree | 9 | 75% | Agree | 3 | 25% | Uncertain | 0 | 0% | Disagree | 0 | 0% | Strongly Disagree | 0 | 0% |  <p>● Stron... ● Agree</p> |
| Choice | Number | Percentage | | | | | | | | | | | | | | | | | | | |
| Strongly Agree | 9 | 75% | | | | | | | | | | | | | | | | | | | |
| Agree | 3 | 25% | | | | | | | | | | | | | | | | | | | |
| Uncertain | 0 | 0% | | | | | | | | | | | | | | | | | | | |
| Disagree | 0 | 0% | | | | | | | | | | | | | | | | | | | |
| Strongly Disagree | 0 | 0% | | | | | | | | | | | | | | | | | | | |
| 9 | Classrooms were satisfactory | <table border="1"> <thead> <tr> <th>Choice</th> <th>Number</th> <th>Percentage</th> </tr> </thead> <tbody> <tr> <td>Strongly Agree</td> <td>8</td> <td>66.67%</td> </tr> <tr> <td>Agree</td> <td>4</td> <td>33.33%</td> </tr> <tr> <td>Uncertain</td> <td>0</td> <td>0%</td> </tr> <tr> <td>Disagree</td> <td>0</td> <td>0%</td> </tr> <tr> <td>Strongly Disagree</td> <td>0</td> <td>0%</td> </tr> </tbody> </table> | Choice | Number | Percentage | Strongly Agree | 8 | 66.67% | Agree | 4 | 33.33% | Uncertain | 0 | 0% | Disagree | 0 | 0% | Strongly Disagree | 0 | 0% |  <p>● Stron... ● Agree</p> |
| Choice | Number | Percentage | | | | | | | | | | | | | | | | | | | |
| Strongly Agree | 8 | 66.67% | | | | | | | | | | | | | | | | | | | |
| Agree | 4 | 33.33% | | | | | | | | | | | | | | | | | | | |
| Uncertain | 0 | 0% | | | | | | | | | | | | | | | | | | | |
| Disagree | 0 | 0% | | | | | | | | | | | | | | | | | | | |
| Strongly Disagree | 0 | 0% | | | | | | | | | | | | | | | | | | | |

| 10 | Learning materials (Lesson Plans, Course Notes etc.) were relevant and useful | <table border="1"> <thead> <tr> <th>Choice</th> <th>Number</th> <th>Percentage</th> </tr> </thead> <tbody> <tr> <td>Strongly Agree</td> <td>9</td> <td>75%</td> </tr> <tr> <td>Agree</td> <td>3</td> <td>25%</td> </tr> <tr> <td>Uncertain</td> <td>0</td> <td>0%</td> </tr> <tr> <td>Disagree</td> <td>0</td> <td>0%</td> </tr> <tr> <td>Strongly Disagree</td> <td>0</td> <td>0%</td> </tr> </tbody> </table> | Choice | Number | Percentage | Strongly Agree | 9 | 75% | Agree | 3 | 25% | Uncertain | 0 | 0% | Disagree | 0 | 0% | Strongly Disagree | 0 | 0% |  <p>● Stron... ● Agree</p> |
|-------------------|--|---|--------|--------|------------|----------------|---|--------|-------|---|--------|-----------|---|----|----------|---|----|-------------------|---|----|---|
| Choice | Number | Percentage | | | | | | | | | | | | | | | | | | | |
| Strongly Agree | 9 | 75% | | | | | | | | | | | | | | | | | | | |
| Agree | 3 | 25% | | | | | | | | | | | | | | | | | | | |
| Uncertain | 0 | 0% | | | | | | | | | | | | | | | | | | | |
| Disagree | 0 | 0% | | | | | | | | | | | | | | | | | | | |
| Strongly Disagree | 0 | 0% | | | | | | | | | | | | | | | | | | | |
| 11 | Recommended reading Books etc. were relevant and appropriate | <table border="1"> <thead> <tr> <th>Choice</th> <th>Number</th> <th>Percentage</th> </tr> </thead> <tbody> <tr> <td>Strongly Agree</td> <td>8</td> <td>66.67%</td> </tr> <tr> <td>Agree</td> <td>4</td> <td>33.33%</td> </tr> <tr> <td>Uncertain</td> <td>0</td> <td>0%</td> </tr> <tr> <td>Disagree</td> <td>0</td> <td>0%</td> </tr> <tr> <td>Strongly Disagree</td> <td>0</td> <td>0%</td> </tr> </tbody> </table> | Choice | Number | Percentage | Strongly Agree | 8 | 66.67% | Agree | 4 | 33.33% | Uncertain | 0 | 0% | Disagree | 0 | 0% | Strongly Disagree | 0 | 0% |  <p>● Stron... ● Agree</p> |
| Choice | Number | Percentage | | | | | | | | | | | | | | | | | | | |
| Strongly Agree | 8 | 66.67% | | | | | | | | | | | | | | | | | | | |
| Agree | 4 | 33.33% | | | | | | | | | | | | | | | | | | | |
| Uncertain | 0 | 0% | | | | | | | | | | | | | | | | | | | |
| Disagree | 0 | 0% | | | | | | | | | | | | | | | | | | | |
| Strongly Disagree | 0 | 0% | | | | | | | | | | | | | | | | | | | |
| 12 | The provision of learning resources in the library was adequate and appropriate | <table border="1"> <thead> <tr> <th>Choice</th> <th>Number</th> <th>Percentage</th> </tr> </thead> <tbody> <tr> <td>Strongly Agree</td> <td>9</td> <td>75%</td> </tr> <tr> <td>Agree</td> <td>3</td> <td>25%</td> </tr> <tr> <td>Uncertain</td> <td>0</td> <td>0%</td> </tr> <tr> <td>Disagree</td> <td>0</td> <td>0%</td> </tr> <tr> <td>Strongly Disagree</td> <td>0</td> <td>0%</td> </tr> </tbody> </table> | Choice | Number | Percentage | Strongly Agree | 9 | 75% | Agree | 3 | 25% | Uncertain | 0 | 0% | Disagree | 0 | 0% | Strongly Disagree | 0 | 0% |  <p>● Stron... ● Agree</p> |
| Choice | Number | Percentage | | | | | | | | | | | | | | | | | | | |
| Strongly Agree | 9 | 75% | | | | | | | | | | | | | | | | | | | |
| Agree | 3 | 25% | | | | | | | | | | | | | | | | | | | |
| Uncertain | 0 | 0% | | | | | | | | | | | | | | | | | | | |
| Disagree | 0 | 0% | | | | | | | | | | | | | | | | | | | |
| Strongly Disagree | 0 | 0% | | | | | | | | | | | | | | | | | | | |
| 13 | The provision of learning resources on the Web was adequate and appropriate (if relevant) | <table border="1"> <thead> <tr> <th>Choice</th> <th>Number</th> <th>Percentage</th> </tr> </thead> <tbody> <tr> <td>Strongly Agree</td> <td>9</td> <td>75%</td> </tr> <tr> <td>Agree</td> <td>3</td> <td>25%</td> </tr> <tr> <td>Uncertain</td> <td>0</td> <td>0%</td> </tr> <tr> <td>Disagree</td> <td>0</td> <td>0%</td> </tr> <tr> <td>Strongly Disagree</td> <td>0</td> <td>0%</td> </tr> </tbody> </table> | Choice | Number | Percentage | Strongly Agree | 9 | 75% | Agree | 3 | 25% | Uncertain | 0 | 0% | Disagree | 0 | 0% | Strongly Disagree | 0 | 0% |  <p>● Stron... ● Agree</p> |
| Choice | Number | Percentage | | | | | | | | | | | | | | | | | | | |
| Strongly Agree | 9 | 75% | | | | | | | | | | | | | | | | | | | |
| Agree | 3 | 25% | | | | | | | | | | | | | | | | | | | |
| Uncertain | 0 | 0% | | | | | | | | | | | | | | | | | | | |
| Disagree | 0 | 0% | | | | | | | | | | | | | | | | | | | |
| Strongly Disagree | 0 | 0% | | | | | | | | | | | | | | | | | | | |
| 14 | The Course stimulated my interest and thought on the subject area | <table border="1"> <thead> <tr> <th>Choice</th> <th>Number</th> <th>Percentage</th> </tr> </thead> <tbody> <tr> <td>Strongly Agree</td> <td>9</td> <td>75%</td> </tr> <tr> <td>Agree</td> <td>3</td> <td>25%</td> </tr> <tr> <td>Uncertain</td> <td>0</td> <td>0%</td> </tr> <tr> <td>Disagree</td> <td>0</td> <td>0%</td> </tr> <tr> <td>Strongly Disagree</td> <td>0</td> <td>0%</td> </tr> </tbody> </table> | Choice | Number | Percentage | Strongly Agree | 9 | 75% | Agree | 3 | 25% | Uncertain | 0 | 0% | Disagree | 0 | 0% | Strongly Disagree | 0 | 0% |  <p>● Stron... ● Agree</p> |
| Choice | Number | Percentage | | | | | | | | | | | | | | | | | | | |
| Strongly Agree | 9 | 75% | | | | | | | | | | | | | | | | | | | |
| Agree | 3 | 25% | | | | | | | | | | | | | | | | | | | |
| Uncertain | 0 | 0% | | | | | | | | | | | | | | | | | | | |
| Disagree | 0 | 0% | | | | | | | | | | | | | | | | | | | |
| Strongly Disagree | 0 | 0% | | | | | | | | | | | | | | | | | | | |

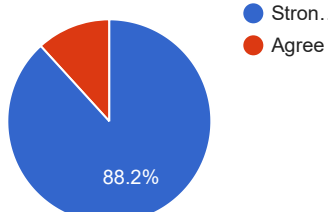
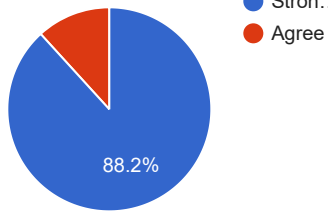
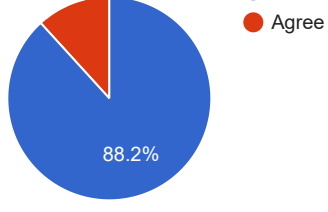
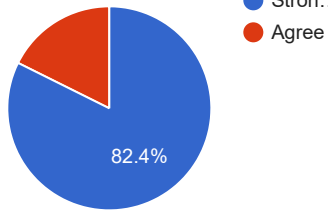
| 15 | The pace of the Course was appropriate | <table border="1"> <thead> <tr> <th>Choice</th> <th>Number</th> <th>Percentage</th> </tr> </thead> <tbody> <tr> <td>Strongly Agree</td> <td>9</td> <td>75%</td> </tr> <tr> <td>Agree</td> <td>3</td> <td>25%</td> </tr> <tr> <td>Uncertain</td> <td>0</td> <td>0%</td> </tr> <tr> <td>Disagree</td> <td>0</td> <td>0%</td> </tr> <tr> <td>Strongly Disagree</td> <td>0</td> <td>0%</td> </tr> </tbody> </table> | Choice | Number | Percentage | Strongly Agree | 9 | 75% | Agree | 3 | 25% | Uncertain | 0 | 0% | Disagree | 0 | 0% | Strongly Disagree | 0 | 0% |  <p>● Stron... ● Agree</p> |
|-------------------|---|---|--------|--------|------------|----------------|---|-----|-------|---|-----|-----------|---|----|----------|---|----|-------------------|---|----|---|
| Choice | Number | Percentage | | | | | | | | | | | | | | | | | | | |
| Strongly Agree | 9 | 75% | | | | | | | | | | | | | | | | | | | |
| Agree | 3 | 25% | | | | | | | | | | | | | | | | | | | |
| Uncertain | 0 | 0% | | | | | | | | | | | | | | | | | | | |
| Disagree | 0 | 0% | | | | | | | | | | | | | | | | | | | |
| Strongly Disagree | 0 | 0% | | | | | | | | | | | | | | | | | | | |
| 16 | Ideas and concepts were presented clearly | <table border="1"> <thead> <tr> <th>Choice</th> <th>Number</th> <th>Percentage</th> </tr> </thead> <tbody> <tr> <td>Strongly Agree</td> <td>9</td> <td>75%</td> </tr> <tr> <td>Agree</td> <td>3</td> <td>25%</td> </tr> <tr> <td>Uncertain</td> <td>0</td> <td>0%</td> </tr> <tr> <td>Disagree</td> <td>0</td> <td>0%</td> </tr> <tr> <td>Strongly Disagree</td> <td>0</td> <td>0%</td> </tr> </tbody> </table> | Choice | Number | Percentage | Strongly Agree | 9 | 75% | Agree | 3 | 25% | Uncertain | 0 | 0% | Disagree | 0 | 0% | Strongly Disagree | 0 | 0% |  <p>● Stron... ● Agree</p> |
| Choice | Number | Percentage | | | | | | | | | | | | | | | | | | | |
| Strongly Agree | 9 | 75% | | | | | | | | | | | | | | | | | | | |
| Agree | 3 | 25% | | | | | | | | | | | | | | | | | | | |
| Uncertain | 0 | 0% | | | | | | | | | | | | | | | | | | | |
| Disagree | 0 | 0% | | | | | | | | | | | | | | | | | | | |
| Strongly Disagree | 0 | 0% | | | | | | | | | | | | | | | | | | | |
| 17 | The method of assessment were reasonable | <table border="1"> <thead> <tr> <th>Choice</th> <th>Number</th> <th>Percentage</th> </tr> </thead> <tbody> <tr> <td>Strongly Agree</td> <td>9</td> <td>75%</td> </tr> <tr> <td>Agree</td> <td>3</td> <td>25%</td> </tr> <tr> <td>Uncertain</td> <td>0</td> <td>0%</td> </tr> <tr> <td>Disagree</td> <td>0</td> <td>0%</td> </tr> <tr> <td>Strongly Disagree</td> <td>0</td> <td>0%</td> </tr> </tbody> </table> | Choice | Number | Percentage | Strongly Agree | 9 | 75% | Agree | 3 | 25% | Uncertain | 0 | 0% | Disagree | 0 | 0% | Strongly Disagree | 0 | 0% |  <p>● Stron... ● Agree</p> |
| Choice | Number | Percentage | | | | | | | | | | | | | | | | | | | |
| Strongly Agree | 9 | 75% | | | | | | | | | | | | | | | | | | | |
| Agree | 3 | 25% | | | | | | | | | | | | | | | | | | | |
| Uncertain | 0 | 0% | | | | | | | | | | | | | | | | | | | |
| Disagree | 0 | 0% | | | | | | | | | | | | | | | | | | | |
| Strongly Disagree | 0 | 0% | | | | | | | | | | | | | | | | | | | |
| 18 | Feedback on assessment was timely | <table border="1"> <thead> <tr> <th>Choice</th> <th>Number</th> <th>Percentage</th> </tr> </thead> <tbody> <tr> <td>Strongly Agree</td> <td>9</td> <td>75%</td> </tr> <tr> <td>Agree</td> <td>3</td> <td>25%</td> </tr> <tr> <td>Uncertain</td> <td>0</td> <td>0%</td> </tr> <tr> <td>Disagree</td> <td>0</td> <td>0%</td> </tr> <tr> <td>Strongly Disagree</td> <td>0</td> <td>0%</td> </tr> </tbody> </table> | Choice | Number | Percentage | Strongly Agree | 9 | 75% | Agree | 3 | 25% | Uncertain | 0 | 0% | Disagree | 0 | 0% | Strongly Disagree | 0 | 0% |  <p>● Stron... ● Agree</p> |
| Choice | Number | Percentage | | | | | | | | | | | | | | | | | | | |
| Strongly Agree | 9 | 75% | | | | | | | | | | | | | | | | | | | |
| Agree | 3 | 25% | | | | | | | | | | | | | | | | | | | |
| Uncertain | 0 | 0% | | | | | | | | | | | | | | | | | | | |
| Disagree | 0 | 0% | | | | | | | | | | | | | | | | | | | |
| Strongly Disagree | 0 | 0% | | | | | | | | | | | | | | | | | | | |
| 19 | Feedback on assessment was helpful | <table border="1"> <thead> <tr> <th>Choice</th> <th>Number</th> <th>Percentage</th> </tr> </thead> <tbody> <tr> <td>Strongly Agree</td> <td>9</td> <td>75%</td> </tr> <tr> <td>Agree</td> <td>3</td> <td>25%</td> </tr> <tr> <td>Uncertain</td> <td>0</td> <td>0%</td> </tr> <tr> <td>Disagree</td> <td>0</td> <td>0%</td> </tr> <tr> <td>Strongly Disagree</td> <td>0</td> <td>0%</td> </tr> </tbody> </table> | Choice | Number | Percentage | Strongly Agree | 9 | 75% | Agree | 3 | 25% | Uncertain | 0 | 0% | Disagree | 0 | 0% | Strongly Disagree | 0 | 0% |  <p>● Stron... ● Agree</p> |
| Choice | Number | Percentage | | | | | | | | | | | | | | | | | | | |
| Strongly Agree | 9 | 75% | | | | | | | | | | | | | | | | | | | |
| Agree | 3 | 25% | | | | | | | | | | | | | | | | | | | |
| Uncertain | 0 | 0% | | | | | | | | | | | | | | | | | | | |
| Disagree | 0 | 0% | | | | | | | | | | | | | | | | | | | |
| Strongly Disagree | 0 | 0% | | | | | | | | | | | | | | | | | | | |

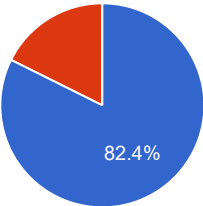
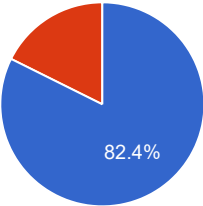
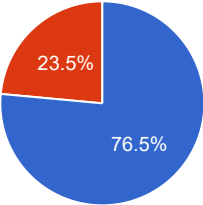
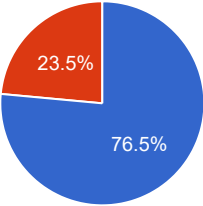
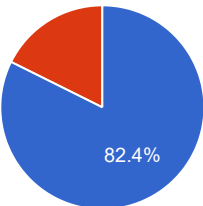
| 20 | I understood the lectures | <table border="1"> <thead> <tr> <th>Choice</th> <th>Number</th> <th>Percentage</th> </tr> </thead> <tbody> <tr> <td>Strongly Agree</td> <td>10</td> <td>83.33%</td> </tr> <tr> <td>Agree</td> <td>2</td> <td>16.67%</td> </tr> <tr> <td>Uncertain</td> <td>0</td> <td>0%</td> </tr> <tr> <td>Disagree</td> <td>0</td> <td>0%</td> </tr> <tr> <td>Strongly Disagree</td> <td>0</td> <td>0%</td> </tr> </tbody> </table> | Choice | Number | Percentage | Strongly Agree | 10 | 83.33% | Agree | 2 | 16.67% | Uncertain | 0 | 0% | Disagree | 0 | 0% | Strongly Disagree | 0 | 0% |  <p>83.3%</p> <p>● Stron... ● Agree</p> |
|-------------------|---|--|--------|--------|------------|----------------|----|--------|-------|---|--------|-----------|---|----|----------|---|----|-------------------|---|----|--|
| Choice | Number | Percentage | | | | | | | | | | | | | | | | | | | |
| Strongly Agree | 10 | 83.33% | | | | | | | | | | | | | | | | | | | |
| Agree | 2 | 16.67% | | | | | | | | | | | | | | | | | | | |
| Uncertain | 0 | 0% | | | | | | | | | | | | | | | | | | | |
| Disagree | 0 | 0% | | | | | | | | | | | | | | | | | | | |
| Strongly Disagree | 0 | 0% | | | | | | | | | | | | | | | | | | | |
| 21 | The material was well organized and presented | <table border="1"> <thead> <tr> <th>Choice</th> <th>Number</th> <th>Percentage</th> </tr> </thead> <tbody> <tr> <td>Strongly Agree</td> <td>11</td> <td>91.67%</td> </tr> <tr> <td>Agree</td> <td>1</td> <td>8.33%</td> </tr> <tr> <td>Uncertain</td> <td>0</td> <td>0%</td> </tr> <tr> <td>Disagree</td> <td>0</td> <td>0%</td> </tr> <tr> <td>Strongly Disagree</td> <td>0</td> <td>0%</td> </tr> </tbody> </table> | Choice | Number | Percentage | Strongly Agree | 11 | 91.67% | Agree | 1 | 8.33% | Uncertain | 0 | 0% | Disagree | 0 | 0% | Strongly Disagree | 0 | 0% |  <p>91.7%</p> <p>● Stron... ● Agree</p> |
| Choice | Number | Percentage | | | | | | | | | | | | | | | | | | | |
| Strongly Agree | 11 | 91.67% | | | | | | | | | | | | | | | | | | | |
| Agree | 1 | 8.33% | | | | | | | | | | | | | | | | | | | |
| Uncertain | 0 | 0% | | | | | | | | | | | | | | | | | | | |
| Disagree | 0 | 0% | | | | | | | | | | | | | | | | | | | |
| Strongly Disagree | 0 | 0% | | | | | | | | | | | | | | | | | | | |
| 22 | The instructor was responsive to student needs and problems | <table border="1"> <thead> <tr> <th>Choice</th> <th>Number</th> <th>Percentage</th> </tr> </thead> <tbody> <tr> <td>Strongly Agree</td> <td>11</td> <td>91.67%</td> </tr> <tr> <td>Agree</td> <td>1</td> <td>8.33%</td> </tr> <tr> <td>Uncertain</td> <td>0</td> <td>0%</td> </tr> <tr> <td>Disagree</td> <td>0</td> <td>0%</td> </tr> <tr> <td>Strongly Disagree</td> <td>0</td> <td>0%</td> </tr> </tbody> </table> | Choice | Number | Percentage | Strongly Agree | 11 | 91.67% | Agree | 1 | 8.33% | Uncertain | 0 | 0% | Disagree | 0 | 0% | Strongly Disagree | 0 | 0% |  <p>91.7%</p> <p>● Stron... ● Agree</p> |
| Choice | Number | Percentage | | | | | | | | | | | | | | | | | | | |
| Strongly Agree | 11 | 91.67% | | | | | | | | | | | | | | | | | | | |
| Agree | 1 | 8.33% | | | | | | | | | | | | | | | | | | | |
| Uncertain | 0 | 0% | | | | | | | | | | | | | | | | | | | |
| Disagree | 0 | 0% | | | | | | | | | | | | | | | | | | | |
| Strongly Disagree | 0 | 0% | | | | | | | | | | | | | | | | | | | |
| 23 | Had the instructor been regular throughout the course | <table border="1"> <thead> <tr> <th>Choice</th> <th>Number</th> <th>Percentage</th> </tr> </thead> <tbody> <tr> <td>Strongly Agree</td> <td>11</td> <td>91.67%</td> </tr> <tr> <td>Agree</td> <td>1</td> <td>8.33%</td> </tr> <tr> <td>Uncertain</td> <td>0</td> <td>0%</td> </tr> <tr> <td>Disagree</td> <td>0</td> <td>0%</td> </tr> <tr> <td>Strongly Disagree</td> <td>0</td> <td>0%</td> </tr> </tbody> </table> | Choice | Number | Percentage | Strongly Agree | 11 | 91.67% | Agree | 1 | 8.33% | Uncertain | 0 | 0% | Disagree | 0 | 0% | Strongly Disagree | 0 | 0% |  <p>91.7%</p> <p>● Stron... ● Agree</p> |
| Choice | Number | Percentage | | | | | | | | | | | | | | | | | | | |
| Strongly Agree | 11 | 91.67% | | | | | | | | | | | | | | | | | | | |
| Agree | 1 | 8.33% | | | | | | | | | | | | | | | | | | | |
| Uncertain | 0 | 0% | | | | | | | | | | | | | | | | | | | |
| Disagree | 0 | 0% | | | | | | | | | | | | | | | | | | | |
| Strongly Disagree | 0 | 0% | | | | | | | | | | | | | | | | | | | |
| 24 | The material in the tutorials was useful | <table border="1"> <thead> <tr> <th>Choice</th> <th>Number</th> <th>Percentage</th> </tr> </thead> <tbody> <tr> <td>Strongly Agree</td> <td>11</td> <td>91.67%</td> </tr> <tr> <td>Agree</td> <td>1</td> <td>8.33%</td> </tr> <tr> <td>Uncertain</td> <td>0</td> <td>0%</td> </tr> <tr> <td>Disagree</td> <td>0</td> <td>0%</td> </tr> <tr> <td>Strongly Disagree</td> <td>0</td> <td>0%</td> </tr> </tbody> </table> | Choice | Number | Percentage | Strongly Agree | 11 | 91.67% | Agree | 1 | 8.33% | Uncertain | 0 | 0% | Disagree | 0 | 0% | Strongly Disagree | 0 | 0% |  <p>91.7%</p> <p>● Stron... ● Agree</p> |
| Choice | Number | Percentage | | | | | | | | | | | | | | | | | | | |
| Strongly Agree | 11 | 91.67% | | | | | | | | | | | | | | | | | | | |
| Agree | 1 | 8.33% | | | | | | | | | | | | | | | | | | | |
| Uncertain | 0 | 0% | | | | | | | | | | | | | | | | | | | |
| Disagree | 0 | 0% | | | | | | | | | | | | | | | | | | | |
| Strongly Disagree | 0 | 0% | | | | | | | | | | | | | | | | | | | |

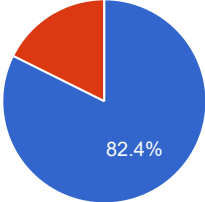
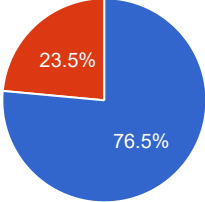
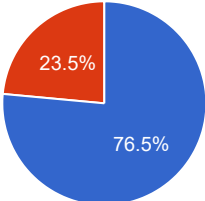
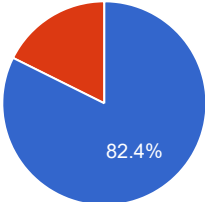
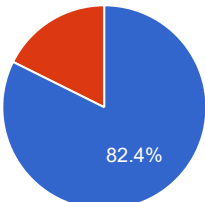
| 25 | I was happy with the amount of work needed for tutorials | <table border="1"> <thead> <tr> <th>Choice</th> <th>Number</th> <th>Percentage</th> </tr> </thead> <tbody> <tr> <td>Strongly Agree</td> <td>11</td> <td>91.67%</td> </tr> <tr> <td>Agree</td> <td>1</td> <td>8.33%</td> </tr> <tr> <td>Uncertain</td> <td>0</td> <td>0%</td> </tr> <tr> <td>Disagree</td> <td>0</td> <td>0%</td> </tr> <tr> <td>Strongly Disagree</td> <td>0</td> <td>0%</td> </tr> </tbody> </table> | Choice | Number | Percentage | Strongly Agree | 11 | 91.67% | Agree | 1 | 8.33% | Uncertain | 0 | 0% | Disagree | 0 | 0% | Strongly Disagree | 0 | 0% |  <p>● Stron... ● Agree</p> |
|-------------------|--|---|--------|--------|------------|----------------|----|--------|-------|---|-------|-----------|---|----|----------|---|----|-------------------|---|----|---|
| Choice | Number | Percentage | | | | | | | | | | | | | | | | | | | |
| Strongly Agree | 11 | 91.67% | | | | | | | | | | | | | | | | | | | |
| Agree | 1 | 8.33% | | | | | | | | | | | | | | | | | | | |
| Uncertain | 0 | 0% | | | | | | | | | | | | | | | | | | | |
| Disagree | 0 | 0% | | | | | | | | | | | | | | | | | | | |
| Strongly Disagree | 0 | 0% | | | | | | | | | | | | | | | | | | | |
| 26 | The tutor dealt effectively with my problems | <table border="1"> <thead> <tr> <th>Choice</th> <th>Number</th> <th>Percentage</th> </tr> </thead> <tbody> <tr> <td>Strongly Agree</td> <td>11</td> <td>91.67%</td> </tr> <tr> <td>Agree</td> <td>1</td> <td>8.33%</td> </tr> <tr> <td>Uncertain</td> <td>0</td> <td>0%</td> </tr> <tr> <td>Disagree</td> <td>0</td> <td>0%</td> </tr> <tr> <td>Strongly Disagree</td> <td>0</td> <td>0%</td> </tr> </tbody> </table> | Choice | Number | Percentage | Strongly Agree | 11 | 91.67% | Agree | 1 | 8.33% | Uncertain | 0 | 0% | Disagree | 0 | 0% | Strongly Disagree | 0 | 0% |  <p>● Stron... ● Agree</p> |
| Choice | Number | Percentage | | | | | | | | | | | | | | | | | | | |
| Strongly Agree | 11 | 91.67% | | | | | | | | | | | | | | | | | | | |
| Agree | 1 | 8.33% | | | | | | | | | | | | | | | | | | | |
| Uncertain | 0 | 0% | | | | | | | | | | | | | | | | | | | |
| Disagree | 0 | 0% | | | | | | | | | | | | | | | | | | | |
| Strongly Disagree | 0 | 0% | | | | | | | | | | | | | | | | | | | |
| 27 | The material in the practicals was useful | <table border="1"> <thead> <tr> <th>Choice</th> <th>Number</th> <th>Percentage</th> </tr> </thead> <tbody> <tr> <td>Strongly Agree</td> <td>11</td> <td>91.67%</td> </tr> <tr> <td>Agree</td> <td>1</td> <td>8.33%</td> </tr> <tr> <td>Uncertain</td> <td>0</td> <td>0%</td> </tr> <tr> <td>Disagree</td> <td>0</td> <td>0%</td> </tr> <tr> <td>Strongly Disagree</td> <td>0</td> <td>0%</td> </tr> </tbody> </table> | Choice | Number | Percentage | Strongly Agree | 11 | 91.67% | Agree | 1 | 8.33% | Uncertain | 0 | 0% | Disagree | 0 | 0% | Strongly Disagree | 0 | 0% |  <p>● Stron... ● Agree</p> |
| Choice | Number | Percentage | | | | | | | | | | | | | | | | | | | |
| Strongly Agree | 11 | 91.67% | | | | | | | | | | | | | | | | | | | |
| Agree | 1 | 8.33% | | | | | | | | | | | | | | | | | | | |
| Uncertain | 0 | 0% | | | | | | | | | | | | | | | | | | | |
| Disagree | 0 | 0% | | | | | | | | | | | | | | | | | | | |
| Strongly Disagree | 0 | 0% | | | | | | | | | | | | | | | | | | | |
| 28 | The demonstrators dealt effectively with my problems | <table border="1"> <thead> <tr> <th>Choice</th> <th>Number</th> <th>Percentage</th> </tr> </thead> <tbody> <tr> <td>Strongly Agree</td> <td>11</td> <td>91.67%</td> </tr> <tr> <td>Agree</td> <td>1</td> <td>8.33%</td> </tr> <tr> <td>Uncertain</td> <td>0</td> <td>0%</td> </tr> <tr> <td>Disagree</td> <td>0</td> <td>0%</td> </tr> <tr> <td>Strongly Disagree</td> <td>0</td> <td>0%</td> </tr> </tbody> </table> | Choice | Number | Percentage | Strongly Agree | 11 | 91.67% | Agree | 1 | 8.33% | Uncertain | 0 | 0% | Disagree | 0 | 0% | Strongly Disagree | 0 | 0% |  <p>● Stron... ● Agree</p> |
| Choice | Number | Percentage | | | | | | | | | | | | | | | | | | | |
| Strongly Agree | 11 | 91.67% | | | | | | | | | | | | | | | | | | | |
| Agree | 1 | 8.33% | | | | | | | | | | | | | | | | | | | |
| Uncertain | 0 | 0% | | | | | | | | | | | | | | | | | | | |
| Disagree | 0 | 0% | | | | | | | | | | | | | | | | | | | |
| Strongly Disagree | 0 | 0% | | | | | | | | | | | | | | | | | | | |
| 29 | The best features of the Course were | okokokok Good ok good Satisfactory good Beautifully taught to us good GOOD Good ok Good | | | | | | | | | | | | | | | | | | | |

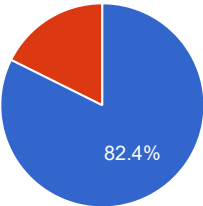
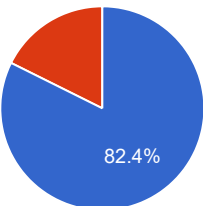
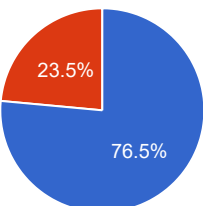
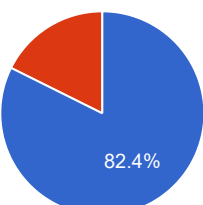
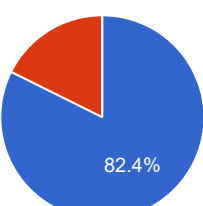
| | | |
|----|--|---|
| 30 | The Course could have been improved by | ok Good ok ok Satisfactory good No comments good GOOD Good ok Good |
| 31 | The University does not tolerate discrimination on any irrelevant distinction (e.g. race, age, gender) and is committed to work with diversity in a wholly positive way. Please indicate below anything in relation to this Course which may run counter to this objective | ok Very cooperative good good Good Good |

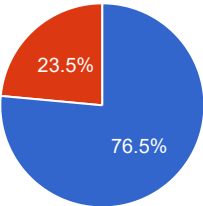
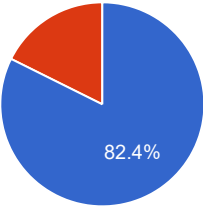
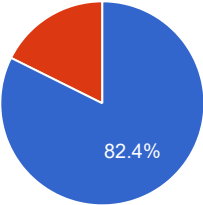
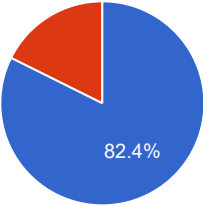
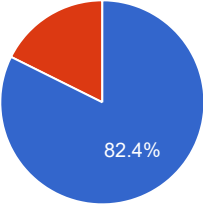
Course Evaluation - Program: 0222

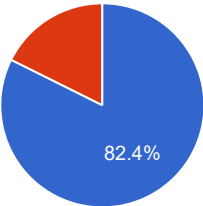
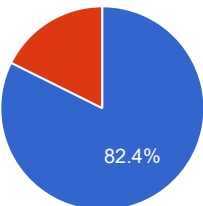
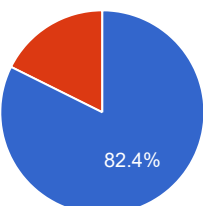
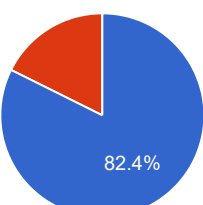
| Teacher Name: SAMI ULLAH KHAN | | Course ID: MTS-411 Course Title: Number Theory | | | Session: 2018 Fall | | | | | | | | | | | | | | | | | | |
|-------------------------------|--|--|--------|--------|--------------------|----------------|----|--------|-------|---|--------|-----------|---|----|----------|---|----|-------------------|---|----|--|--|--|
| Shift: After noon -- Section: | | Total Strength: 24 | | | Attempted: 17 | | | | | | | | | | | | | | | | | | |
| S.No | Question | Opinions | | | Chart | | | | | | | | | | | | | | | | | | |
| 1 | The course objectives were clear | <table border="1"> <thead> <tr> <th>Choice</th> <th>Number</th> <th>Percentage</th> </tr> </thead> <tbody> <tr> <td>Strongly Agree</td> <td>15</td> <td>88.24%</td> </tr> <tr> <td>Agree</td> <td>2</td> <td>11.76%</td> </tr> <tr> <td>Uncertain</td> <td>0</td> <td>0%</td> </tr> <tr> <td>Disagree</td> <td>0</td> <td>0%</td> </tr> <tr> <td>Strongly Disagree</td> <td>0</td> <td>0%</td> </tr> </tbody> </table> | Choice | Number | Percentage | Strongly Agree | 15 | 88.24% | Agree | 2 | 11.76% | Uncertain | 0 | 0% | Disagree | 0 | 0% | Strongly Disagree | 0 | 0% |  <p>88.2%</p> | | |
| Choice | Number | Percentage | | | | | | | | | | | | | | | | | | | | | |
| Strongly Agree | 15 | 88.24% | | | | | | | | | | | | | | | | | | | | | |
| Agree | 2 | 11.76% | | | | | | | | | | | | | | | | | | | | | |
| Uncertain | 0 | 0% | | | | | | | | | | | | | | | | | | | | | |
| Disagree | 0 | 0% | | | | | | | | | | | | | | | | | | | | | |
| Strongly Disagree | 0 | 0% | | | | | | | | | | | | | | | | | | | | | |
| 2 | The Course workload was manageable | <table border="1"> <thead> <tr> <th>Choice</th> <th>Number</th> <th>Percentage</th> </tr> </thead> <tbody> <tr> <td>Strongly Agree</td> <td>15</td> <td>88.24%</td> </tr> <tr> <td>Agree</td> <td>2</td> <td>11.76%</td> </tr> <tr> <td>Uncertain</td> <td>0</td> <td>0%</td> </tr> <tr> <td>Disagree</td> <td>0</td> <td>0%</td> </tr> <tr> <td>Strongly Disagree</td> <td>0</td> <td>0%</td> </tr> </tbody> </table> | Choice | Number | Percentage | Strongly Agree | 15 | 88.24% | Agree | 2 | 11.76% | Uncertain | 0 | 0% | Disagree | 0 | 0% | Strongly Disagree | 0 | 0% |  <p>88.2%</p> | | |
| Choice | Number | Percentage | | | | | | | | | | | | | | | | | | | | | |
| Strongly Agree | 15 | 88.24% | | | | | | | | | | | | | | | | | | | | | |
| Agree | 2 | 11.76% | | | | | | | | | | | | | | | | | | | | | |
| Uncertain | 0 | 0% | | | | | | | | | | | | | | | | | | | | | |
| Disagree | 0 | 0% | | | | | | | | | | | | | | | | | | | | | |
| Strongly Disagree | 0 | 0% | | | | | | | | | | | | | | | | | | | | | |
| 3 | The Course was well organized (e.g. timely access to materials, notification of changes, etc.) | <table border="1"> <thead> <tr> <th>Choice</th> <th>Number</th> <th>Percentage</th> </tr> </thead> <tbody> <tr> <td>Strongly Agree</td> <td>15</td> <td>88.24%</td> </tr> <tr> <td>Agree</td> <td>2</td> <td>11.76%</td> </tr> <tr> <td>Uncertain</td> <td>0</td> <td>0%</td> </tr> <tr> <td>Disagree</td> <td>0</td> <td>0%</td> </tr> <tr> <td>Strongly Disagree</td> <td>0</td> <td>0%</td> </tr> </tbody> </table> | Choice | Number | Percentage | Strongly Agree | 15 | 88.24% | Agree | 2 | 11.76% | Uncertain | 0 | 0% | Disagree | 0 | 0% | Strongly Disagree | 0 | 0% |  <p>88.2%</p> | | |
| Choice | Number | Percentage | | | | | | | | | | | | | | | | | | | | | |
| Strongly Agree | 15 | 88.24% | | | | | | | | | | | | | | | | | | | | | |
| Agree | 2 | 11.76% | | | | | | | | | | | | | | | | | | | | | |
| Uncertain | 0 | 0% | | | | | | | | | | | | | | | | | | | | | |
| Disagree | 0 | 0% | | | | | | | | | | | | | | | | | | | | | |
| Strongly Disagree | 0 | 0% | | | | | | | | | | | | | | | | | | | | | |
| 4 | I participated actively in the Course | <table border="1"> <thead> <tr> <th>Choice</th> <th>Number</th> <th>Percentage</th> </tr> </thead> <tbody> <tr> <td>Strongly Agree</td> <td>14</td> <td>82.35%</td> </tr> <tr> <td>Agree</td> <td>3</td> <td>17.65%</td> </tr> <tr> <td>Uncertain</td> <td>0</td> <td>0%</td> </tr> <tr> <td>Disagree</td> <td>0</td> <td>0%</td> </tr> <tr> <td>Strongly Disagree</td> <td>0</td> <td>0%</td> </tr> </tbody> </table> | Choice | Number | Percentage | Strongly Agree | 14 | 82.35% | Agree | 3 | 17.65% | Uncertain | 0 | 0% | Disagree | 0 | 0% | Strongly Disagree | 0 | 0% |  <p>82.4%</p> | | |
| Choice | Number | Percentage | | | | | | | | | | | | | | | | | | | | | |
| Strongly Agree | 14 | 82.35% | | | | | | | | | | | | | | | | | | | | | |
| Agree | 3 | 17.65% | | | | | | | | | | | | | | | | | | | | | |
| Uncertain | 0 | 0% | | | | | | | | | | | | | | | | | | | | | |
| Disagree | 0 | 0% | | | | | | | | | | | | | | | | | | | | | |
| Strongly Disagree | 0 | 0% | | | | | | | | | | | | | | | | | | | | | |

| 5 | I think I have made progress in this Course | <table border="1"> <thead> <tr> <th>Choice</th> <th>Number</th> <th>Percentage</th> </tr> </thead> <tbody> <tr> <td>Strongly Agree</td> <td>14</td> <td>82.35%</td> </tr> <tr> <td>Agree</td> <td>3</td> <td>17.65%</td> </tr> <tr> <td>Uncertain</td> <td>0</td> <td>0%</td> </tr> <tr> <td>Disagree</td> <td>0</td> <td>0%</td> </tr> <tr> <td>Strongly Disagree</td> <td>0</td> <td>0%</td> </tr> </tbody> </table> | Choice | Number | Percentage | Strongly Agree | 14 | 82.35% | Agree | 3 | 17.65% | Uncertain | 0 | 0% | Disagree | 0 | 0% | Strongly Disagree | 0 | 0% |  <p>82.4%</p> <p>● Stron... ● Agree</p> |
|-------------------|---|--|--------|--------|------------|----------------|----|--------|-------|---|--------|-----------|---|----|----------|---|----|-------------------|---|----|---|
| Choice | Number | Percentage | | | | | | | | | | | | | | | | | | | |
| Strongly Agree | 14 | 82.35% | | | | | | | | | | | | | | | | | | | |
| Agree | 3 | 17.65% | | | | | | | | | | | | | | | | | | | |
| Uncertain | 0 | 0% | | | | | | | | | | | | | | | | | | | |
| Disagree | 0 | 0% | | | | | | | | | | | | | | | | | | | |
| Strongly Disagree | 0 | 0% | | | | | | | | | | | | | | | | | | | |
| 6 | I think the Course was well structured to achieve the learning outcomes (there was a good balance of lectures, tutorials, practical etc.) | <table border="1"> <thead> <tr> <th>Choice</th> <th>Number</th> <th>Percentage</th> </tr> </thead> <tbody> <tr> <td>Strongly Agree</td> <td>14</td> <td>82.35%</td> </tr> <tr> <td>Agree</td> <td>3</td> <td>17.65%</td> </tr> <tr> <td>Uncertain</td> <td>0</td> <td>0%</td> </tr> <tr> <td>Disagree</td> <td>0</td> <td>0%</td> </tr> <tr> <td>Strongly Disagree</td> <td>0</td> <td>0%</td> </tr> </tbody> </table> | Choice | Number | Percentage | Strongly Agree | 14 | 82.35% | Agree | 3 | 17.65% | Uncertain | 0 | 0% | Disagree | 0 | 0% | Strongly Disagree | 0 | 0% |  <p>82.4%</p> <p>● Stron... ● Agree</p> |
| Choice | Number | Percentage | | | | | | | | | | | | | | | | | | | |
| Strongly Agree | 14 | 82.35% | | | | | | | | | | | | | | | | | | | |
| Agree | 3 | 17.65% | | | | | | | | | | | | | | | | | | | |
| Uncertain | 0 | 0% | | | | | | | | | | | | | | | | | | | |
| Disagree | 0 | 0% | | | | | | | | | | | | | | | | | | | |
| Strongly Disagree | 0 | 0% | | | | | | | | | | | | | | | | | | | |
| 7 | The learning and teaching methods encouraged participation | <table border="1"> <thead> <tr> <th>Choice</th> <th>Number</th> <th>Percentage</th> </tr> </thead> <tbody> <tr> <td>Strongly Agree</td> <td>13</td> <td>76.47%</td> </tr> <tr> <td>Agree</td> <td>4</td> <td>23.53%</td> </tr> <tr> <td>Uncertain</td> <td>0</td> <td>0%</td> </tr> <tr> <td>Disagree</td> <td>0</td> <td>0%</td> </tr> <tr> <td>Strongly Disagree</td> <td>0</td> <td>0%</td> </tr> </tbody> </table> | Choice | Number | Percentage | Strongly Agree | 13 | 76.47% | Agree | 4 | 23.53% | Uncertain | 0 | 0% | Disagree | 0 | 0% | Strongly Disagree | 0 | 0% |  <p>76.5%</p> <p>23.5%</p> <p>● Stron... ● Agree</p> |
| Choice | Number | Percentage | | | | | | | | | | | | | | | | | | | |
| Strongly Agree | 13 | 76.47% | | | | | | | | | | | | | | | | | | | |
| Agree | 4 | 23.53% | | | | | | | | | | | | | | | | | | | |
| Uncertain | 0 | 0% | | | | | | | | | | | | | | | | | | | |
| Disagree | 0 | 0% | | | | | | | | | | | | | | | | | | | |
| Strongly Disagree | 0 | 0% | | | | | | | | | | | | | | | | | | | |
| 8 | The overall environment in the class was conducive to learning | <table border="1"> <thead> <tr> <th>Choice</th> <th>Number</th> <th>Percentage</th> </tr> </thead> <tbody> <tr> <td>Strongly Agree</td> <td>13</td> <td>76.47%</td> </tr> <tr> <td>Agree</td> <td>4</td> <td>23.53%</td> </tr> <tr> <td>Uncertain</td> <td>0</td> <td>0%</td> </tr> <tr> <td>Disagree</td> <td>0</td> <td>0%</td> </tr> <tr> <td>Strongly Disagree</td> <td>0</td> <td>0%</td> </tr> </tbody> </table> | Choice | Number | Percentage | Strongly Agree | 13 | 76.47% | Agree | 4 | 23.53% | Uncertain | 0 | 0% | Disagree | 0 | 0% | Strongly Disagree | 0 | 0% |  <p>76.5%</p> <p>23.5%</p> <p>● Stron... ● Agree</p> |
| Choice | Number | Percentage | | | | | | | | | | | | | | | | | | | |
| Strongly Agree | 13 | 76.47% | | | | | | | | | | | | | | | | | | | |
| Agree | 4 | 23.53% | | | | | | | | | | | | | | | | | | | |
| Uncertain | 0 | 0% | | | | | | | | | | | | | | | | | | | |
| Disagree | 0 | 0% | | | | | | | | | | | | | | | | | | | |
| Strongly Disagree | 0 | 0% | | | | | | | | | | | | | | | | | | | |
| 9 | Classrooms were satisfactory | <table border="1"> <thead> <tr> <th>Choice</th> <th>Number</th> <th>Percentage</th> </tr> </thead> <tbody> <tr> <td>Strongly Agree</td> <td>14</td> <td>82.35%</td> </tr> <tr> <td>Agree</td> <td>3</td> <td>17.65%</td> </tr> <tr> <td>Uncertain</td> <td>0</td> <td>0%</td> </tr> <tr> <td>Disagree</td> <td>0</td> <td>0%</td> </tr> <tr> <td>Strongly Disagree</td> <td>0</td> <td>0%</td> </tr> </tbody> </table> | Choice | Number | Percentage | Strongly Agree | 14 | 82.35% | Agree | 3 | 17.65% | Uncertain | 0 | 0% | Disagree | 0 | 0% | Strongly Disagree | 0 | 0% |  <p>82.4%</p> <p>● Stron... ● Agree</p> |
| Choice | Number | Percentage | | | | | | | | | | | | | | | | | | | |
| Strongly Agree | 14 | 82.35% | | | | | | | | | | | | | | | | | | | |
| Agree | 3 | 17.65% | | | | | | | | | | | | | | | | | | | |
| Uncertain | 0 | 0% | | | | | | | | | | | | | | | | | | | |
| Disagree | 0 | 0% | | | | | | | | | | | | | | | | | | | |
| Strongly Disagree | 0 | 0% | | | | | | | | | | | | | | | | | | | |

| 10 | Learning materials (Lesson Plans, Course Notes etc.) were relevant and useful | <table border="1"> <thead> <tr> <th>Choice</th> <th>Number</th> <th>Percentage</th> </tr> </thead> <tbody> <tr> <td>Strongly Agree</td> <td>14</td> <td>82.35%</td> </tr> <tr> <td>Agree</td> <td>3</td> <td>17.65%</td> </tr> <tr> <td>Uncertain</td> <td>0</td> <td>0%</td> </tr> <tr> <td>Disagree</td> <td>0</td> <td>0%</td> </tr> <tr> <td>Strongly Disagree</td> <td>0</td> <td>0%</td> </tr> </tbody> </table> | Choice | Number | Percentage | Strongly Agree | 14 | 82.35% | Agree | 3 | 17.65% | Uncertain | 0 | 0% | Disagree | 0 | 0% | Strongly Disagree | 0 | 0% |  <p>82.4%</p> <p>● Stron... ● Agree</p> |
|-------------------|--|--|--------|--------|------------|----------------|----|--------|-------|---|--------|-----------|---|----|----------|---|----|-------------------|---|----|--|
| Choice | Number | Percentage | | | | | | | | | | | | | | | | | | | |
| Strongly Agree | 14 | 82.35% | | | | | | | | | | | | | | | | | | | |
| Agree | 3 | 17.65% | | | | | | | | | | | | | | | | | | | |
| Uncertain | 0 | 0% | | | | | | | | | | | | | | | | | | | |
| Disagree | 0 | 0% | | | | | | | | | | | | | | | | | | | |
| Strongly Disagree | 0 | 0% | | | | | | | | | | | | | | | | | | | |
| 11 | Recommended reading Books etc. were relevant and appropriate | <table border="1"> <thead> <tr> <th>Choice</th> <th>Number</th> <th>Percentage</th> </tr> </thead> <tbody> <tr> <td>Strongly Agree</td> <td>13</td> <td>76.47%</td> </tr> <tr> <td>Agree</td> <td>4</td> <td>23.53%</td> </tr> <tr> <td>Uncertain</td> <td>0</td> <td>0%</td> </tr> <tr> <td>Disagree</td> <td>0</td> <td>0%</td> </tr> <tr> <td>Strongly Disagree</td> <td>0</td> <td>0%</td> </tr> </tbody> </table> | Choice | Number | Percentage | Strongly Agree | 13 | 76.47% | Agree | 4 | 23.53% | Uncertain | 0 | 0% | Disagree | 0 | 0% | Strongly Disagree | 0 | 0% |  <p>76.5%</p> <p>● Stron... ● Agree</p> |
| Choice | Number | Percentage | | | | | | | | | | | | | | | | | | | |
| Strongly Agree | 13 | 76.47% | | | | | | | | | | | | | | | | | | | |
| Agree | 4 | 23.53% | | | | | | | | | | | | | | | | | | | |
| Uncertain | 0 | 0% | | | | | | | | | | | | | | | | | | | |
| Disagree | 0 | 0% | | | | | | | | | | | | | | | | | | | |
| Strongly Disagree | 0 | 0% | | | | | | | | | | | | | | | | | | | |
| 12 | The provision of learning resources in the library was adequate and appropriate | <table border="1"> <thead> <tr> <th>Choice</th> <th>Number</th> <th>Percentage</th> </tr> </thead> <tbody> <tr> <td>Strongly Agree</td> <td>13</td> <td>76.47%</td> </tr> <tr> <td>Agree</td> <td>4</td> <td>23.53%</td> </tr> <tr> <td>Uncertain</td> <td>0</td> <td>0%</td> </tr> <tr> <td>Disagree</td> <td>0</td> <td>0%</td> </tr> <tr> <td>Strongly Disagree</td> <td>0</td> <td>0%</td> </tr> </tbody> </table> | Choice | Number | Percentage | Strongly Agree | 13 | 76.47% | Agree | 4 | 23.53% | Uncertain | 0 | 0% | Disagree | 0 | 0% | Strongly Disagree | 0 | 0% |  <p>76.5%</p> <p>● Stron... ● Agree</p> |
| Choice | Number | Percentage | | | | | | | | | | | | | | | | | | | |
| Strongly Agree | 13 | 76.47% | | | | | | | | | | | | | | | | | | | |
| Agree | 4 | 23.53% | | | | | | | | | | | | | | | | | | | |
| Uncertain | 0 | 0% | | | | | | | | | | | | | | | | | | | |
| Disagree | 0 | 0% | | | | | | | | | | | | | | | | | | | |
| Strongly Disagree | 0 | 0% | | | | | | | | | | | | | | | | | | | |
| 13 | The provision of learning resources on the Web was adequate and appropriate (if relevant) | <table border="1"> <thead> <tr> <th>Choice</th> <th>Number</th> <th>Percentage</th> </tr> </thead> <tbody> <tr> <td>Strongly Agree</td> <td>14</td> <td>82.35%</td> </tr> <tr> <td>Agree</td> <td>3</td> <td>17.65%</td> </tr> <tr> <td>Uncertain</td> <td>0</td> <td>0%</td> </tr> <tr> <td>Disagree</td> <td>0</td> <td>0%</td> </tr> <tr> <td>Strongly Disagree</td> <td>0</td> <td>0%</td> </tr> </tbody> </table> | Choice | Number | Percentage | Strongly Agree | 14 | 82.35% | Agree | 3 | 17.65% | Uncertain | 0 | 0% | Disagree | 0 | 0% | Strongly Disagree | 0 | 0% |  <p>82.4%</p> <p>● Stron... ● Agree</p> |
| Choice | Number | Percentage | | | | | | | | | | | | | | | | | | | |
| Strongly Agree | 14 | 82.35% | | | | | | | | | | | | | | | | | | | |
| Agree | 3 | 17.65% | | | | | | | | | | | | | | | | | | | |
| Uncertain | 0 | 0% | | | | | | | | | | | | | | | | | | | |
| Disagree | 0 | 0% | | | | | | | | | | | | | | | | | | | |
| Strongly Disagree | 0 | 0% | | | | | | | | | | | | | | | | | | | |
| 14 | The Course stimulated my interest and thought on the subject area | <table border="1"> <thead> <tr> <th>Choice</th> <th>Number</th> <th>Percentage</th> </tr> </thead> <tbody> <tr> <td>Strongly Agree</td> <td>14</td> <td>82.35%</td> </tr> <tr> <td>Agree</td> <td>3</td> <td>17.65%</td> </tr> <tr> <td>Uncertain</td> <td>0</td> <td>0%</td> </tr> <tr> <td>Disagree</td> <td>0</td> <td>0%</td> </tr> <tr> <td>Strongly Disagree</td> <td>0</td> <td>0%</td> </tr> </tbody> </table> | Choice | Number | Percentage | Strongly Agree | 14 | 82.35% | Agree | 3 | 17.65% | Uncertain | 0 | 0% | Disagree | 0 | 0% | Strongly Disagree | 0 | 0% |  <p>82.4%</p> <p>● Stron... ● Agree</p> |
| Choice | Number | Percentage | | | | | | | | | | | | | | | | | | | |
| Strongly Agree | 14 | 82.35% | | | | | | | | | | | | | | | | | | | |
| Agree | 3 | 17.65% | | | | | | | | | | | | | | | | | | | |
| Uncertain | 0 | 0% | | | | | | | | | | | | | | | | | | | |
| Disagree | 0 | 0% | | | | | | | | | | | | | | | | | | | |
| Strongly Disagree | 0 | 0% | | | | | | | | | | | | | | | | | | | |

| 15 | The pace of the Course was appropriate | <table border="1"> <thead> <tr> <th>Choice</th> <th>Number</th> <th>Percentage</th> </tr> </thead> <tbody> <tr> <td>Strongly Agree</td> <td>14</td> <td>82.35%</td> </tr> <tr> <td>Agree</td> <td>3</td> <td>17.65%</td> </tr> <tr> <td>Uncertain</td> <td>0</td> <td>0%</td> </tr> <tr> <td>Disagree</td> <td>0</td> <td>0%</td> </tr> <tr> <td>Strongly Disagree</td> <td>0</td> <td>0%</td> </tr> </tbody> </table> | Choice | Number | Percentage | Strongly Agree | 14 | 82.35% | Agree | 3 | 17.65% | Uncertain | 0 | 0% | Disagree | 0 | 0% | Strongly Disagree | 0 | 0% |  <p>82.4%</p> <p>● Stron... ● Agree</p> |
|-------------------|---|--|--------|--------|------------|----------------|----|--------|-------|---|--------|-----------|---|----|----------|---|----|-------------------|---|----|--|
| Choice | Number | Percentage | | | | | | | | | | | | | | | | | | | |
| Strongly Agree | 14 | 82.35% | | | | | | | | | | | | | | | | | | | |
| Agree | 3 | 17.65% | | | | | | | | | | | | | | | | | | | |
| Uncertain | 0 | 0% | | | | | | | | | | | | | | | | | | | |
| Disagree | 0 | 0% | | | | | | | | | | | | | | | | | | | |
| Strongly Disagree | 0 | 0% | | | | | | | | | | | | | | | | | | | |
| 16 | Ideas and concepts were presented clearly | <table border="1"> <thead> <tr> <th>Choice</th> <th>Number</th> <th>Percentage</th> </tr> </thead> <tbody> <tr> <td>Strongly Agree</td> <td>14</td> <td>82.35%</td> </tr> <tr> <td>Agree</td> <td>3</td> <td>17.65%</td> </tr> <tr> <td>Uncertain</td> <td>0</td> <td>0%</td> </tr> <tr> <td>Disagree</td> <td>0</td> <td>0%</td> </tr> <tr> <td>Strongly Disagree</td> <td>0</td> <td>0%</td> </tr> </tbody> </table> | Choice | Number | Percentage | Strongly Agree | 14 | 82.35% | Agree | 3 | 17.65% | Uncertain | 0 | 0% | Disagree | 0 | 0% | Strongly Disagree | 0 | 0% |  <p>82.4%</p> <p>● Stron... ● Agree</p> |
| Choice | Number | Percentage | | | | | | | | | | | | | | | | | | | |
| Strongly Agree | 14 | 82.35% | | | | | | | | | | | | | | | | | | | |
| Agree | 3 | 17.65% | | | | | | | | | | | | | | | | | | | |
| Uncertain | 0 | 0% | | | | | | | | | | | | | | | | | | | |
| Disagree | 0 | 0% | | | | | | | | | | | | | | | | | | | |
| Strongly Disagree | 0 | 0% | | | | | | | | | | | | | | | | | | | |
| 17 | The method of assessment were reasonable | <table border="1"> <thead> <tr> <th>Choice</th> <th>Number</th> <th>Percentage</th> </tr> </thead> <tbody> <tr> <td>Strongly Agree</td> <td>13</td> <td>76.47%</td> </tr> <tr> <td>Agree</td> <td>4</td> <td>23.53%</td> </tr> <tr> <td>Uncertain</td> <td>0</td> <td>0%</td> </tr> <tr> <td>Disagree</td> <td>0</td> <td>0%</td> </tr> <tr> <td>Strongly Disagree</td> <td>0</td> <td>0%</td> </tr> </tbody> </table> | Choice | Number | Percentage | Strongly Agree | 13 | 76.47% | Agree | 4 | 23.53% | Uncertain | 0 | 0% | Disagree | 0 | 0% | Strongly Disagree | 0 | 0% |  <p>76.5%</p> <p>23.5%</p> <p>● Stron... ● Agree</p> |
| Choice | Number | Percentage | | | | | | | | | | | | | | | | | | | |
| Strongly Agree | 13 | 76.47% | | | | | | | | | | | | | | | | | | | |
| Agree | 4 | 23.53% | | | | | | | | | | | | | | | | | | | |
| Uncertain | 0 | 0% | | | | | | | | | | | | | | | | | | | |
| Disagree | 0 | 0% | | | | | | | | | | | | | | | | | | | |
| Strongly Disagree | 0 | 0% | | | | | | | | | | | | | | | | | | | |
| 18 | Feedback on assessment was timely | <table border="1"> <thead> <tr> <th>Choice</th> <th>Number</th> <th>Percentage</th> </tr> </thead> <tbody> <tr> <td>Strongly Agree</td> <td>14</td> <td>82.35%</td> </tr> <tr> <td>Agree</td> <td>3</td> <td>17.65%</td> </tr> <tr> <td>Uncertain</td> <td>0</td> <td>0%</td> </tr> <tr> <td>Disagree</td> <td>0</td> <td>0%</td> </tr> <tr> <td>Strongly Disagree</td> <td>0</td> <td>0%</td> </tr> </tbody> </table> | Choice | Number | Percentage | Strongly Agree | 14 | 82.35% | Agree | 3 | 17.65% | Uncertain | 0 | 0% | Disagree | 0 | 0% | Strongly Disagree | 0 | 0% |  <p>82.4%</p> <p>● Stron... ● Agree</p> |
| Choice | Number | Percentage | | | | | | | | | | | | | | | | | | | |
| Strongly Agree | 14 | 82.35% | | | | | | | | | | | | | | | | | | | |
| Agree | 3 | 17.65% | | | | | | | | | | | | | | | | | | | |
| Uncertain | 0 | 0% | | | | | | | | | | | | | | | | | | | |
| Disagree | 0 | 0% | | | | | | | | | | | | | | | | | | | |
| Strongly Disagree | 0 | 0% | | | | | | | | | | | | | | | | | | | |
| 19 | Feedback on assessment was helpful | <table border="1"> <thead> <tr> <th>Choice</th> <th>Number</th> <th>Percentage</th> </tr> </thead> <tbody> <tr> <td>Strongly Agree</td> <td>14</td> <td>82.35%</td> </tr> <tr> <td>Agree</td> <td>3</td> <td>17.65%</td> </tr> <tr> <td>Uncertain</td> <td>0</td> <td>0%</td> </tr> <tr> <td>Disagree</td> <td>0</td> <td>0%</td> </tr> <tr> <td>Strongly Disagree</td> <td>0</td> <td>0%</td> </tr> </tbody> </table> | Choice | Number | Percentage | Strongly Agree | 14 | 82.35% | Agree | 3 | 17.65% | Uncertain | 0 | 0% | Disagree | 0 | 0% | Strongly Disagree | 0 | 0% |  <p>82.4%</p> <p>● Stron... ● Agree</p> |
| Choice | Number | Percentage | | | | | | | | | | | | | | | | | | | |
| Strongly Agree | 14 | 82.35% | | | | | | | | | | | | | | | | | | | |
| Agree | 3 | 17.65% | | | | | | | | | | | | | | | | | | | |
| Uncertain | 0 | 0% | | | | | | | | | | | | | | | | | | | |
| Disagree | 0 | 0% | | | | | | | | | | | | | | | | | | | |
| Strongly Disagree | 0 | 0% | | | | | | | | | | | | | | | | | | | |

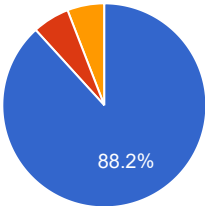
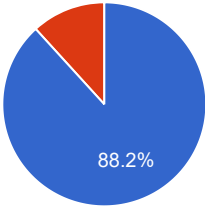
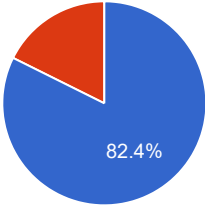
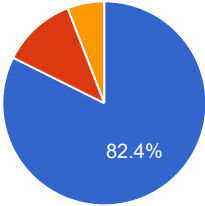
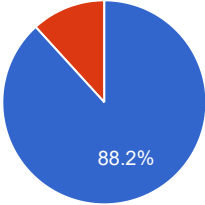
| 20 | I understood the lectures | <table border="1"> <thead> <tr> <th>Choice</th> <th>Number</th> <th>Percentage</th> </tr> </thead> <tbody> <tr> <td>Strongly Agree</td> <td>13</td> <td>76.47%</td> </tr> <tr> <td>Agree</td> <td>4</td> <td>23.53%</td> </tr> <tr> <td>Uncertain</td> <td>0</td> <td>0%</td> </tr> <tr> <td>Disagree</td> <td>0</td> <td>0%</td> </tr> <tr> <td>Strongly Disagree</td> <td>0</td> <td>0%</td> </tr> </tbody> </table> | Choice | Number | Percentage | Strongly Agree | 13 | 76.47% | Agree | 4 | 23.53% | Uncertain | 0 | 0% | Disagree | 0 | 0% | Strongly Disagree | 0 | 0% |  <p>● Stron... ● Agree</p> |
|-------------------|---|--|--------|--------|------------|----------------|----|--------|-------|---|--------|-----------|---|----|----------|---|----|-------------------|---|----|---|
| Choice | Number | Percentage | | | | | | | | | | | | | | | | | | | |
| Strongly Agree | 13 | 76.47% | | | | | | | | | | | | | | | | | | | |
| Agree | 4 | 23.53% | | | | | | | | | | | | | | | | | | | |
| Uncertain | 0 | 0% | | | | | | | | | | | | | | | | | | | |
| Disagree | 0 | 0% | | | | | | | | | | | | | | | | | | | |
| Strongly Disagree | 0 | 0% | | | | | | | | | | | | | | | | | | | |
| 21 | The material was well organized and presented | <table border="1"> <thead> <tr> <th>Choice</th> <th>Number</th> <th>Percentage</th> </tr> </thead> <tbody> <tr> <td>Strongly Agree</td> <td>14</td> <td>82.35%</td> </tr> <tr> <td>Agree</td> <td>3</td> <td>17.65%</td> </tr> <tr> <td>Uncertain</td> <td>0</td> <td>0%</td> </tr> <tr> <td>Disagree</td> <td>0</td> <td>0%</td> </tr> <tr> <td>Strongly Disagree</td> <td>0</td> <td>0%</td> </tr> </tbody> </table> | Choice | Number | Percentage | Strongly Agree | 14 | 82.35% | Agree | 3 | 17.65% | Uncertain | 0 | 0% | Disagree | 0 | 0% | Strongly Disagree | 0 | 0% |  <p>● Stron... ● Agree</p> |
| Choice | Number | Percentage | | | | | | | | | | | | | | | | | | | |
| Strongly Agree | 14 | 82.35% | | | | | | | | | | | | | | | | | | | |
| Agree | 3 | 17.65% | | | | | | | | | | | | | | | | | | | |
| Uncertain | 0 | 0% | | | | | | | | | | | | | | | | | | | |
| Disagree | 0 | 0% | | | | | | | | | | | | | | | | | | | |
| Strongly Disagree | 0 | 0% | | | | | | | | | | | | | | | | | | | |
| 22 | The instructor was responsive to student needs and problems | <table border="1"> <thead> <tr> <th>Choice</th> <th>Number</th> <th>Percentage</th> </tr> </thead> <tbody> <tr> <td>Strongly Agree</td> <td>14</td> <td>82.35%</td> </tr> <tr> <td>Agree</td> <td>3</td> <td>17.65%</td> </tr> <tr> <td>Uncertain</td> <td>0</td> <td>0%</td> </tr> <tr> <td>Disagree</td> <td>0</td> <td>0%</td> </tr> <tr> <td>Strongly Disagree</td> <td>0</td> <td>0%</td> </tr> </tbody> </table> | Choice | Number | Percentage | Strongly Agree | 14 | 82.35% | Agree | 3 | 17.65% | Uncertain | 0 | 0% | Disagree | 0 | 0% | Strongly Disagree | 0 | 0% |  <p>● Stron... ● Agree</p> |
| Choice | Number | Percentage | | | | | | | | | | | | | | | | | | | |
| Strongly Agree | 14 | 82.35% | | | | | | | | | | | | | | | | | | | |
| Agree | 3 | 17.65% | | | | | | | | | | | | | | | | | | | |
| Uncertain | 0 | 0% | | | | | | | | | | | | | | | | | | | |
| Disagree | 0 | 0% | | | | | | | | | | | | | | | | | | | |
| Strongly Disagree | 0 | 0% | | | | | | | | | | | | | | | | | | | |
| 23 | Had the instructor been regular throughout the course | <table border="1"> <thead> <tr> <th>Choice</th> <th>Number</th> <th>Percentage</th> </tr> </thead> <tbody> <tr> <td>Strongly Agree</td> <td>14</td> <td>82.35%</td> </tr> <tr> <td>Agree</td> <td>3</td> <td>17.65%</td> </tr> <tr> <td>Uncertain</td> <td>0</td> <td>0%</td> </tr> <tr> <td>Disagree</td> <td>0</td> <td>0%</td> </tr> <tr> <td>Strongly Disagree</td> <td>0</td> <td>0%</td> </tr> </tbody> </table> | Choice | Number | Percentage | Strongly Agree | 14 | 82.35% | Agree | 3 | 17.65% | Uncertain | 0 | 0% | Disagree | 0 | 0% | Strongly Disagree | 0 | 0% |  <p>● Stron... ● Agree</p> |
| Choice | Number | Percentage | | | | | | | | | | | | | | | | | | | |
| Strongly Agree | 14 | 82.35% | | | | | | | | | | | | | | | | | | | |
| Agree | 3 | 17.65% | | | | | | | | | | | | | | | | | | | |
| Uncertain | 0 | 0% | | | | | | | | | | | | | | | | | | | |
| Disagree | 0 | 0% | | | | | | | | | | | | | | | | | | | |
| Strongly Disagree | 0 | 0% | | | | | | | | | | | | | | | | | | | |
| 24 | The material in the tutorials was useful | <table border="1"> <thead> <tr> <th>Choice</th> <th>Number</th> <th>Percentage</th> </tr> </thead> <tbody> <tr> <td>Strongly Agree</td> <td>14</td> <td>82.35%</td> </tr> <tr> <td>Agree</td> <td>3</td> <td>17.65%</td> </tr> <tr> <td>Uncertain</td> <td>0</td> <td>0%</td> </tr> <tr> <td>Disagree</td> <td>0</td> <td>0%</td> </tr> <tr> <td>Strongly Disagree</td> <td>0</td> <td>0%</td> </tr> </tbody> </table> | Choice | Number | Percentage | Strongly Agree | 14 | 82.35% | Agree | 3 | 17.65% | Uncertain | 0 | 0% | Disagree | 0 | 0% | Strongly Disagree | 0 | 0% |  <p>● Stron... ● Agree</p> |
| Choice | Number | Percentage | | | | | | | | | | | | | | | | | | | |
| Strongly Agree | 14 | 82.35% | | | | | | | | | | | | | | | | | | | |
| Agree | 3 | 17.65% | | | | | | | | | | | | | | | | | | | |
| Uncertain | 0 | 0% | | | | | | | | | | | | | | | | | | | |
| Disagree | 0 | 0% | | | | | | | | | | | | | | | | | | | |
| Strongly Disagree | 0 | 0% | | | | | | | | | | | | | | | | | | | |

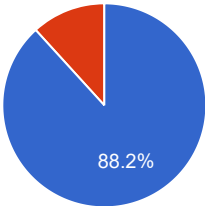
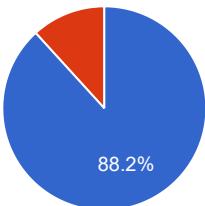
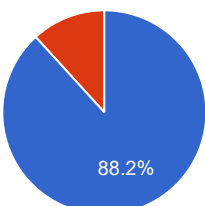
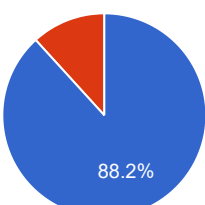
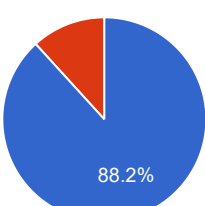
| 25 | I was happy with the amount of work needed for tutorials | <table border="1"> <thead> <tr> <th>Choice</th> <th>Number</th> <th>Percentage</th> </tr> </thead> <tbody> <tr> <td>Strongly Agree</td> <td>14</td> <td>82.35%</td> </tr> <tr> <td>Agree</td> <td>3</td> <td>17.65%</td> </tr> <tr> <td>Uncertain</td> <td>0</td> <td>0%</td> </tr> <tr> <td>Disagree</td> <td>0</td> <td>0%</td> </tr> <tr> <td>Strongly Disagree</td> <td>0</td> <td>0%</td> </tr> </tbody> </table> | Choice | Number | Percentage | Strongly Agree | 14 | 82.35% | Agree | 3 | 17.65% | Uncertain | 0 | 0% | Disagree | 0 | 0% | Strongly Disagree | 0 | 0% |  <p>82.4%</p> <ul style="list-style-type: none"> ● Stron... ● Agree |
|-------------------|--|--|--------|--------|------------|----------------|----|--------|-------|---|--------|-----------|---|----|----------|---|----|-------------------|---|----|--|
| Choice | Number | Percentage | | | | | | | | | | | | | | | | | | | |
| Strongly Agree | 14 | 82.35% | | | | | | | | | | | | | | | | | | | |
| Agree | 3 | 17.65% | | | | | | | | | | | | | | | | | | | |
| Uncertain | 0 | 0% | | | | | | | | | | | | | | | | | | | |
| Disagree | 0 | 0% | | | | | | | | | | | | | | | | | | | |
| Strongly Disagree | 0 | 0% | | | | | | | | | | | | | | | | | | | |
| 26 | The tutor dealt effectively with my problems | <table border="1"> <thead> <tr> <th>Choice</th> <th>Number</th> <th>Percentage</th> </tr> </thead> <tbody> <tr> <td>Strongly Agree</td> <td>14</td> <td>82.35%</td> </tr> <tr> <td>Agree</td> <td>3</td> <td>17.65%</td> </tr> <tr> <td>Uncertain</td> <td>0</td> <td>0%</td> </tr> <tr> <td>Disagree</td> <td>0</td> <td>0%</td> </tr> <tr> <td>Strongly Disagree</td> <td>0</td> <td>0%</td> </tr> </tbody> </table> | Choice | Number | Percentage | Strongly Agree | 14 | 82.35% | Agree | 3 | 17.65% | Uncertain | 0 | 0% | Disagree | 0 | 0% | Strongly Disagree | 0 | 0% |  <p>82.4%</p> <ul style="list-style-type: none"> ● Stron... ● Agree |
| Choice | Number | Percentage | | | | | | | | | | | | | | | | | | | |
| Strongly Agree | 14 | 82.35% | | | | | | | | | | | | | | | | | | | |
| Agree | 3 | 17.65% | | | | | | | | | | | | | | | | | | | |
| Uncertain | 0 | 0% | | | | | | | | | | | | | | | | | | | |
| Disagree | 0 | 0% | | | | | | | | | | | | | | | | | | | |
| Strongly Disagree | 0 | 0% | | | | | | | | | | | | | | | | | | | |
| 27 | The material in the practicals was useful | <table border="1"> <thead> <tr> <th>Choice</th> <th>Number</th> <th>Percentage</th> </tr> </thead> <tbody> <tr> <td>Strongly Agree</td> <td>14</td> <td>82.35%</td> </tr> <tr> <td>Agree</td> <td>3</td> <td>17.65%</td> </tr> <tr> <td>Uncertain</td> <td>0</td> <td>0%</td> </tr> <tr> <td>Disagree</td> <td>0</td> <td>0%</td> </tr> <tr> <td>Strongly Disagree</td> <td>0</td> <td>0%</td> </tr> </tbody> </table> | Choice | Number | Percentage | Strongly Agree | 14 | 82.35% | Agree | 3 | 17.65% | Uncertain | 0 | 0% | Disagree | 0 | 0% | Strongly Disagree | 0 | 0% |  <p>82.4%</p> <ul style="list-style-type: none"> ● Stron... ● Agree |
| Choice | Number | Percentage | | | | | | | | | | | | | | | | | | | |
| Strongly Agree | 14 | 82.35% | | | | | | | | | | | | | | | | | | | |
| Agree | 3 | 17.65% | | | | | | | | | | | | | | | | | | | |
| Uncertain | 0 | 0% | | | | | | | | | | | | | | | | | | | |
| Disagree | 0 | 0% | | | | | | | | | | | | | | | | | | | |
| Strongly Disagree | 0 | 0% | | | | | | | | | | | | | | | | | | | |
| 28 | The demonstrators dealt effectively with my problems | <table border="1"> <thead> <tr> <th>Choice</th> <th>Number</th> <th>Percentage</th> </tr> </thead> <tbody> <tr> <td>Strongly Agree</td> <td>14</td> <td>82.35%</td> </tr> <tr> <td>Agree</td> <td>3</td> <td>17.65%</td> </tr> <tr> <td>Uncertain</td> <td>0</td> <td>0%</td> </tr> <tr> <td>Disagree</td> <td>0</td> <td>0%</td> </tr> <tr> <td>Strongly Disagree</td> <td>0</td> <td>0%</td> </tr> </tbody> </table> | Choice | Number | Percentage | Strongly Agree | 14 | 82.35% | Agree | 3 | 17.65% | Uncertain | 0 | 0% | Disagree | 0 | 0% | Strongly Disagree | 0 | 0% |  <p>82.4%</p> <ul style="list-style-type: none"> ● Stron... ● Agree |
| Choice | Number | Percentage | | | | | | | | | | | | | | | | | | | |
| Strongly Agree | 14 | 82.35% | | | | | | | | | | | | | | | | | | | |
| Agree | 3 | 17.65% | | | | | | | | | | | | | | | | | | | |
| Uncertain | 0 | 0% | | | | | | | | | | | | | | | | | | | |
| Disagree | 0 | 0% | | | | | | | | | | | | | | | | | | | |
| Strongly Disagree | 0 | 0% | | | | | | | | | | | | | | | | | | | |

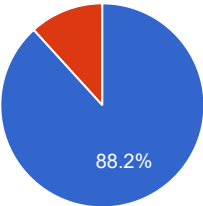
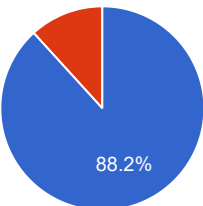
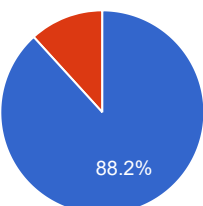
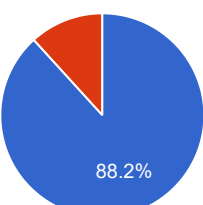
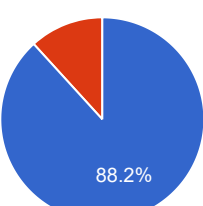
| | | |
|----|--|---|
| 29 | The best features of the Course were | nothing good Ok good good agree good Theorems Ok good good good good all was good good ... |
| 30 | The Course could have been improved by | nothing good Ok good good agree good Qusions Ok good good good good nil good |
| 31 | The University does not tolerate discrimination on any irrelevant distinction (e.g. race, age, gender) and is committed to work with diversity in a wholly positive way. Please indicate below anything in relation to this Course which may run counter to this objective | good Ok good good agree good Good Ok good good good good good |

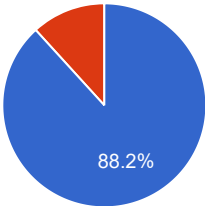
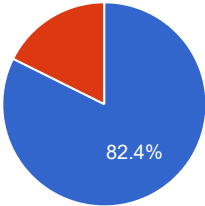
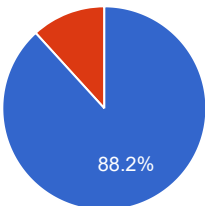
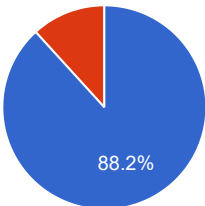
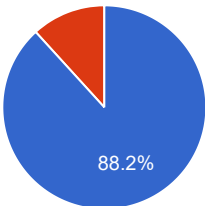
Course Evaluation - Program: 0222

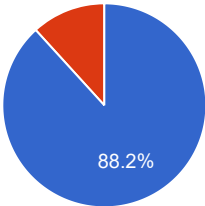
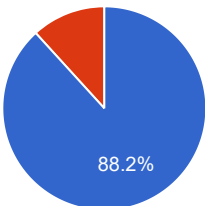
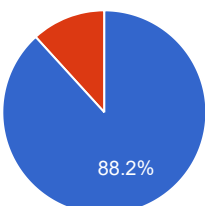
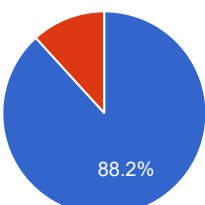
| Teacher Name: FARHAD ALI | | Course ID: MTS-409 Course Title: Numerical Analysis - I | | | Session: 2018 Fall | | | | | | | | | | | | | | | | | | |
|-------------------------------|--|--|--------|--------|--------------------|----------------|----|--------|-------|---|--------|-----------|---|----|----------|---|----|-------------------|---|----|--------------|--|--|
| Shift: After noon -- Section: | | Total Strength: 26 | | | Attempted: 17 | | | | | | | | | | | | | | | | | | |
| S.No | Question | Opinions | | | Chart | | | | | | | | | | | | | | | | | | |
| 1 | The course objectives were clear | <table border="1"> <thead> <tr> <th>Choice</th> <th>Number</th> <th>Percentage</th> </tr> </thead> <tbody> <tr> <td>Strongly Agree</td> <td>16</td> <td>94.12%</td> </tr> <tr> <td>Agree</td> <td>1</td> <td>5.88%</td> </tr> <tr> <td>Uncertain</td> <td>0</td> <td>0%</td> </tr> <tr> <td>Disagree</td> <td>0</td> <td>0%</td> </tr> <tr> <td>Strongly Disagree</td> <td>0</td> <td>0%</td> </tr> </tbody> </table> | Choice | Number | Percentage | Strongly Agree | 16 | 94.12% | Agree | 1 | 5.88% | Uncertain | 0 | 0% | Disagree | 0 | 0% | Strongly Disagree | 0 | 0% | <p>94.1%</p> | | |
| Choice | Number | Percentage | | | | | | | | | | | | | | | | | | | | | |
| Strongly Agree | 16 | 94.12% | | | | | | | | | | | | | | | | | | | | | |
| Agree | 1 | 5.88% | | | | | | | | | | | | | | | | | | | | | |
| Uncertain | 0 | 0% | | | | | | | | | | | | | | | | | | | | | |
| Disagree | 0 | 0% | | | | | | | | | | | | | | | | | | | | | |
| Strongly Disagree | 0 | 0% | | | | | | | | | | | | | | | | | | | | | |
| 2 | The Course workload was manageable | <table border="1"> <thead> <tr> <th>Choice</th> <th>Number</th> <th>Percentage</th> </tr> </thead> <tbody> <tr> <td>Strongly Agree</td> <td>15</td> <td>88.24%</td> </tr> <tr> <td>Agree</td> <td>2</td> <td>11.76%</td> </tr> <tr> <td>Uncertain</td> <td>0</td> <td>0%</td> </tr> <tr> <td>Disagree</td> <td>0</td> <td>0%</td> </tr> <tr> <td>Strongly Disagree</td> <td>0</td> <td>0%</td> </tr> </tbody> </table> | Choice | Number | Percentage | Strongly Agree | 15 | 88.24% | Agree | 2 | 11.76% | Uncertain | 0 | 0% | Disagree | 0 | 0% | Strongly Disagree | 0 | 0% | <p>88.2%</p> | | |
| Choice | Number | Percentage | | | | | | | | | | | | | | | | | | | | | |
| Strongly Agree | 15 | 88.24% | | | | | | | | | | | | | | | | | | | | | |
| Agree | 2 | 11.76% | | | | | | | | | | | | | | | | | | | | | |
| Uncertain | 0 | 0% | | | | | | | | | | | | | | | | | | | | | |
| Disagree | 0 | 0% | | | | | | | | | | | | | | | | | | | | | |
| Strongly Disagree | 0 | 0% | | | | | | | | | | | | | | | | | | | | | |
| 3 | The Course was well organized (e.g. timely access to materials, notification of changes, etc.) | <table border="1"> <thead> <tr> <th>Choice</th> <th>Number</th> <th>Percentage</th> </tr> </thead> <tbody> <tr> <td>Strongly Agree</td> <td>14</td> <td>82.35%</td> </tr> <tr> <td>Agree</td> <td>3</td> <td>17.65%</td> </tr> <tr> <td>Uncertain</td> <td>0</td> <td>0%</td> </tr> <tr> <td>Disagree</td> <td>0</td> <td>0%</td> </tr> <tr> <td>Strongly Disagree</td> <td>0</td> <td>0%</td> </tr> </tbody> </table> | Choice | Number | Percentage | Strongly Agree | 14 | 82.35% | Agree | 3 | 17.65% | Uncertain | 0 | 0% | Disagree | 0 | 0% | Strongly Disagree | 0 | 0% | <p>82.4%</p> | | |
| Choice | Number | Percentage | | | | | | | | | | | | | | | | | | | | | |
| Strongly Agree | 14 | 82.35% | | | | | | | | | | | | | | | | | | | | | |
| Agree | 3 | 17.65% | | | | | | | | | | | | | | | | | | | | | |
| Uncertain | 0 | 0% | | | | | | | | | | | | | | | | | | | | | |
| Disagree | 0 | 0% | | | | | | | | | | | | | | | | | | | | | |
| Strongly Disagree | 0 | 0% | | | | | | | | | | | | | | | | | | | | | |
| 4 | I participated actively in the Course | <table border="1"> <thead> <tr> <th>Choice</th> <th>Number</th> <th>Percentage</th> </tr> </thead> <tbody> <tr> <td>Strongly Agree</td> <td>14</td> <td>82.35%</td> </tr> <tr> <td>Agree</td> <td>3</td> <td>17.65%</td> </tr> <tr> <td>Uncertain</td> <td>0</td> <td>0%</td> </tr> <tr> <td>Disagree</td> <td>0</td> <td>0%</td> </tr> <tr> <td>Strongly Disagree</td> <td>0</td> <td>0%</td> </tr> </tbody> </table> | Choice | Number | Percentage | Strongly Agree | 14 | 82.35% | Agree | 3 | 17.65% | Uncertain | 0 | 0% | Disagree | 0 | 0% | Strongly Disagree | 0 | 0% | <p>82.4%</p> | | |
| Choice | Number | Percentage | | | | | | | | | | | | | | | | | | | | | |
| Strongly Agree | 14 | 82.35% | | | | | | | | | | | | | | | | | | | | | |
| Agree | 3 | 17.65% | | | | | | | | | | | | | | | | | | | | | |
| Uncertain | 0 | 0% | | | | | | | | | | | | | | | | | | | | | |
| Disagree | 0 | 0% | | | | | | | | | | | | | | | | | | | | | |
| Strongly Disagree | 0 | 0% | | | | | | | | | | | | | | | | | | | | | |

| 5 | I think I have made progress in this Course | <table border="1"> <thead> <tr> <th>Choice</th> <th>Number</th> <th>Percentage</th> </tr> </thead> <tbody> <tr> <td>Strongly Agree</td> <td>15</td> <td>88.24%</td> </tr> <tr> <td>Agree</td> <td>1</td> <td>5.88%</td> </tr> <tr> <td>Uncertain</td> <td>1</td> <td>5.88%</td> </tr> <tr> <td>Disagree</td> <td>0</td> <td>0%</td> </tr> <tr> <td>Strongly Disagree</td> <td>0</td> <td>0%</td> </tr> </tbody> </table> | Choice | Number | Percentage | Strongly Agree | 15 | 88.24% | Agree | 1 | 5.88% | Uncertain | 1 | 5.88% | Disagree | 0 | 0% | Strongly Disagree | 0 | 0% |  <p>88.2%</p> <ul style="list-style-type: none"> ● Stron... ● Agree ● Unce... |
|-------------------|---|---|--------|--------|------------|----------------|----|--------|-------|---|--------|-----------|---|-------|----------|---|----|-------------------|---|----|---|
| Choice | Number | Percentage | | | | | | | | | | | | | | | | | | | |
| Strongly Agree | 15 | 88.24% | | | | | | | | | | | | | | | | | | | |
| Agree | 1 | 5.88% | | | | | | | | | | | | | | | | | | | |
| Uncertain | 1 | 5.88% | | | | | | | | | | | | | | | | | | | |
| Disagree | 0 | 0% | | | | | | | | | | | | | | | | | | | |
| Strongly Disagree | 0 | 0% | | | | | | | | | | | | | | | | | | | |
| 6 | I think the Course was well structured to achieve the learning outcomes (there was a good balance of lectures, tutorials, practical etc.) | <table border="1"> <thead> <tr> <th>Choice</th> <th>Number</th> <th>Percentage</th> </tr> </thead> <tbody> <tr> <td>Strongly Agree</td> <td>15</td> <td>88.24%</td> </tr> <tr> <td>Agree</td> <td>2</td> <td>11.76%</td> </tr> <tr> <td>Uncertain</td> <td>0</td> <td>0%</td> </tr> <tr> <td>Disagree</td> <td>0</td> <td>0%</td> </tr> <tr> <td>Strongly Disagree</td> <td>0</td> <td>0%</td> </tr> </tbody> </table> | Choice | Number | Percentage | Strongly Agree | 15 | 88.24% | Agree | 2 | 11.76% | Uncertain | 0 | 0% | Disagree | 0 | 0% | Strongly Disagree | 0 | 0% |  <p>88.2%</p> <ul style="list-style-type: none"> ● Stron... ● Agree |
| Choice | Number | Percentage | | | | | | | | | | | | | | | | | | | |
| Strongly Agree | 15 | 88.24% | | | | | | | | | | | | | | | | | | | |
| Agree | 2 | 11.76% | | | | | | | | | | | | | | | | | | | |
| Uncertain | 0 | 0% | | | | | | | | | | | | | | | | | | | |
| Disagree | 0 | 0% | | | | | | | | | | | | | | | | | | | |
| Strongly Disagree | 0 | 0% | | | | | | | | | | | | | | | | | | | |
| 7 | The learning and teaching methods encouraged participation | <table border="1"> <thead> <tr> <th>Choice</th> <th>Number</th> <th>Percentage</th> </tr> </thead> <tbody> <tr> <td>Strongly Agree</td> <td>14</td> <td>82.35%</td> </tr> <tr> <td>Agree</td> <td>3</td> <td>17.65%</td> </tr> <tr> <td>Uncertain</td> <td>0</td> <td>0%</td> </tr> <tr> <td>Disagree</td> <td>0</td> <td>0%</td> </tr> <tr> <td>Strongly Disagree</td> <td>0</td> <td>0%</td> </tr> </tbody> </table> | Choice | Number | Percentage | Strongly Agree | 14 | 82.35% | Agree | 3 | 17.65% | Uncertain | 0 | 0% | Disagree | 0 | 0% | Strongly Disagree | 0 | 0% |  <p>82.4%</p> <ul style="list-style-type: none"> ● Stron... ● Agree |
| Choice | Number | Percentage | | | | | | | | | | | | | | | | | | | |
| Strongly Agree | 14 | 82.35% | | | | | | | | | | | | | | | | | | | |
| Agree | 3 | 17.65% | | | | | | | | | | | | | | | | | | | |
| Uncertain | 0 | 0% | | | | | | | | | | | | | | | | | | | |
| Disagree | 0 | 0% | | | | | | | | | | | | | | | | | | | |
| Strongly Disagree | 0 | 0% | | | | | | | | | | | | | | | | | | | |
| 8 | The overall environment in the class was conducive to learning | <table border="1"> <thead> <tr> <th>Choice</th> <th>Number</th> <th>Percentage</th> </tr> </thead> <tbody> <tr> <td>Strongly Agree</td> <td>14</td> <td>82.35%</td> </tr> <tr> <td>Agree</td> <td>2</td> <td>11.76%</td> </tr> <tr> <td>Uncertain</td> <td>1</td> <td>5.88%</td> </tr> <tr> <td>Disagree</td> <td>0</td> <td>0%</td> </tr> <tr> <td>Strongly Disagree</td> <td>0</td> <td>0%</td> </tr> </tbody> </table> | Choice | Number | Percentage | Strongly Agree | 14 | 82.35% | Agree | 2 | 11.76% | Uncertain | 1 | 5.88% | Disagree | 0 | 0% | Strongly Disagree | 0 | 0% |  <p>82.4%</p> <ul style="list-style-type: none"> ● Stron... ● Agree ● Unce... |
| Choice | Number | Percentage | | | | | | | | | | | | | | | | | | | |
| Strongly Agree | 14 | 82.35% | | | | | | | | | | | | | | | | | | | |
| Agree | 2 | 11.76% | | | | | | | | | | | | | | | | | | | |
| Uncertain | 1 | 5.88% | | | | | | | | | | | | | | | | | | | |
| Disagree | 0 | 0% | | | | | | | | | | | | | | | | | | | |
| Strongly Disagree | 0 | 0% | | | | | | | | | | | | | | | | | | | |
| 9 | Classrooms were satisfactory | <table border="1"> <thead> <tr> <th>Choice</th> <th>Number</th> <th>Percentage</th> </tr> </thead> <tbody> <tr> <td>Strongly Agree</td> <td>15</td> <td>88.24%</td> </tr> <tr> <td>Agree</td> <td>2</td> <td>11.76%</td> </tr> <tr> <td>Uncertain</td> <td>0</td> <td>0%</td> </tr> <tr> <td>Disagree</td> <td>0</td> <td>0%</td> </tr> <tr> <td>Strongly Disagree</td> <td>0</td> <td>0%</td> </tr> </tbody> </table> | Choice | Number | Percentage | Strongly Agree | 15 | 88.24% | Agree | 2 | 11.76% | Uncertain | 0 | 0% | Disagree | 0 | 0% | Strongly Disagree | 0 | 0% |  <p>88.2%</p> <ul style="list-style-type: none"> ● Stron... ● Agree |
| Choice | Number | Percentage | | | | | | | | | | | | | | | | | | | |
| Strongly Agree | 15 | 88.24% | | | | | | | | | | | | | | | | | | | |
| Agree | 2 | 11.76% | | | | | | | | | | | | | | | | | | | |
| Uncertain | 0 | 0% | | | | | | | | | | | | | | | | | | | |
| Disagree | 0 | 0% | | | | | | | | | | | | | | | | | | | |
| Strongly Disagree | 0 | 0% | | | | | | | | | | | | | | | | | | | |

| 10 | Learning materials (Lesson Plans, Course Notes etc.) were relevant and useful | <table border="1"> <thead> <tr> <th>Choice</th> <th>Number</th> <th>Percentage</th> </tr> </thead> <tbody> <tr> <td>Strongly Agree</td> <td>15</td> <td>88.24%</td> </tr> <tr> <td>Agree</td> <td>2</td> <td>11.76%</td> </tr> <tr> <td>Uncertain</td> <td>0</td> <td>0%</td> </tr> <tr> <td>Disagree</td> <td>0</td> <td>0%</td> </tr> <tr> <td>Strongly Disagree</td> <td>0</td> <td>0%</td> </tr> </tbody> </table> | Choice | Number | Percentage | Strongly Agree | 15 | 88.24% | Agree | 2 | 11.76% | Uncertain | 0 | 0% | Disagree | 0 | 0% | Strongly Disagree | 0 | 0% |  <p>88.2%</p> <ul style="list-style-type: none"> ● Stron... ● Agree |
|-------------------|--|--|--------|--------|------------|----------------|----|--------|-------|---|--------|-----------|---|----|----------|---|----|-------------------|---|----|--|
| Choice | Number | Percentage | | | | | | | | | | | | | | | | | | | |
| Strongly Agree | 15 | 88.24% | | | | | | | | | | | | | | | | | | | |
| Agree | 2 | 11.76% | | | | | | | | | | | | | | | | | | | |
| Uncertain | 0 | 0% | | | | | | | | | | | | | | | | | | | |
| Disagree | 0 | 0% | | | | | | | | | | | | | | | | | | | |
| Strongly Disagree | 0 | 0% | | | | | | | | | | | | | | | | | | | |
| 11 | Recommended reading Books etc. were relevant and appropriate | <table border="1"> <thead> <tr> <th>Choice</th> <th>Number</th> <th>Percentage</th> </tr> </thead> <tbody> <tr> <td>Strongly Agree</td> <td>15</td> <td>88.24%</td> </tr> <tr> <td>Agree</td> <td>2</td> <td>11.76%</td> </tr> <tr> <td>Uncertain</td> <td>0</td> <td>0%</td> </tr> <tr> <td>Disagree</td> <td>0</td> <td>0%</td> </tr> <tr> <td>Strongly Disagree</td> <td>0</td> <td>0%</td> </tr> </tbody> </table> | Choice | Number | Percentage | Strongly Agree | 15 | 88.24% | Agree | 2 | 11.76% | Uncertain | 0 | 0% | Disagree | 0 | 0% | Strongly Disagree | 0 | 0% |  <p>88.2%</p> <ul style="list-style-type: none"> ● Stron... ● Agree |
| Choice | Number | Percentage | | | | | | | | | | | | | | | | | | | |
| Strongly Agree | 15 | 88.24% | | | | | | | | | | | | | | | | | | | |
| Agree | 2 | 11.76% | | | | | | | | | | | | | | | | | | | |
| Uncertain | 0 | 0% | | | | | | | | | | | | | | | | | | | |
| Disagree | 0 | 0% | | | | | | | | | | | | | | | | | | | |
| Strongly Disagree | 0 | 0% | | | | | | | | | | | | | | | | | | | |
| 12 | The provision of learning resources in the library was adequate and appropriate | <table border="1"> <thead> <tr> <th>Choice</th> <th>Number</th> <th>Percentage</th> </tr> </thead> <tbody> <tr> <td>Strongly Agree</td> <td>15</td> <td>88.24%</td> </tr> <tr> <td>Agree</td> <td>2</td> <td>11.76%</td> </tr> <tr> <td>Uncertain</td> <td>0</td> <td>0%</td> </tr> <tr> <td>Disagree</td> <td>0</td> <td>0%</td> </tr> <tr> <td>Strongly Disagree</td> <td>0</td> <td>0%</td> </tr> </tbody> </table> | Choice | Number | Percentage | Strongly Agree | 15 | 88.24% | Agree | 2 | 11.76% | Uncertain | 0 | 0% | Disagree | 0 | 0% | Strongly Disagree | 0 | 0% |  <p>88.2%</p> <ul style="list-style-type: none"> ● Stron... ● Agree |
| Choice | Number | Percentage | | | | | | | | | | | | | | | | | | | |
| Strongly Agree | 15 | 88.24% | | | | | | | | | | | | | | | | | | | |
| Agree | 2 | 11.76% | | | | | | | | | | | | | | | | | | | |
| Uncertain | 0 | 0% | | | | | | | | | | | | | | | | | | | |
| Disagree | 0 | 0% | | | | | | | | | | | | | | | | | | | |
| Strongly Disagree | 0 | 0% | | | | | | | | | | | | | | | | | | | |
| 13 | The provision of learning resources on the Web was adequate and appropriate (if relevant) | <table border="1"> <thead> <tr> <th>Choice</th> <th>Number</th> <th>Percentage</th> </tr> </thead> <tbody> <tr> <td>Strongly Agree</td> <td>15</td> <td>88.24%</td> </tr> <tr> <td>Agree</td> <td>2</td> <td>11.76%</td> </tr> <tr> <td>Uncertain</td> <td>0</td> <td>0%</td> </tr> <tr> <td>Disagree</td> <td>0</td> <td>0%</td> </tr> <tr> <td>Strongly Disagree</td> <td>0</td> <td>0%</td> </tr> </tbody> </table> | Choice | Number | Percentage | Strongly Agree | 15 | 88.24% | Agree | 2 | 11.76% | Uncertain | 0 | 0% | Disagree | 0 | 0% | Strongly Disagree | 0 | 0% |  <p>88.2%</p> <ul style="list-style-type: none"> ● Stron... ● Agree |
| Choice | Number | Percentage | | | | | | | | | | | | | | | | | | | |
| Strongly Agree | 15 | 88.24% | | | | | | | | | | | | | | | | | | | |
| Agree | 2 | 11.76% | | | | | | | | | | | | | | | | | | | |
| Uncertain | 0 | 0% | | | | | | | | | | | | | | | | | | | |
| Disagree | 0 | 0% | | | | | | | | | | | | | | | | | | | |
| Strongly Disagree | 0 | 0% | | | | | | | | | | | | | | | | | | | |
| 14 | The Course stimulated my interest and thought on the subject area | <table border="1"> <thead> <tr> <th>Choice</th> <th>Number</th> <th>Percentage</th> </tr> </thead> <tbody> <tr> <td>Strongly Agree</td> <td>15</td> <td>88.24%</td> </tr> <tr> <td>Agree</td> <td>2</td> <td>11.76%</td> </tr> <tr> <td>Uncertain</td> <td>0</td> <td>0%</td> </tr> <tr> <td>Disagree</td> <td>0</td> <td>0%</td> </tr> <tr> <td>Strongly Disagree</td> <td>0</td> <td>0%</td> </tr> </tbody> </table> | Choice | Number | Percentage | Strongly Agree | 15 | 88.24% | Agree | 2 | 11.76% | Uncertain | 0 | 0% | Disagree | 0 | 0% | Strongly Disagree | 0 | 0% |  <p>88.2%</p> <ul style="list-style-type: none"> ● Stron... ● Agree |
| Choice | Number | Percentage | | | | | | | | | | | | | | | | | | | |
| Strongly Agree | 15 | 88.24% | | | | | | | | | | | | | | | | | | | |
| Agree | 2 | 11.76% | | | | | | | | | | | | | | | | | | | |
| Uncertain | 0 | 0% | | | | | | | | | | | | | | | | | | | |
| Disagree | 0 | 0% | | | | | | | | | | | | | | | | | | | |
| Strongly Disagree | 0 | 0% | | | | | | | | | | | | | | | | | | | |

| 15 | The pace of the Course was appropriate | <table border="1"> <thead> <tr> <th>Choice</th> <th>Number</th> <th>Percentage</th> </tr> </thead> <tbody> <tr> <td>Strongly Agree</td> <td>15</td> <td>88.24%</td> </tr> <tr> <td>Agree</td> <td>2</td> <td>11.76%</td> </tr> <tr> <td>Uncertain</td> <td>0</td> <td>0%</td> </tr> <tr> <td>Disagree</td> <td>0</td> <td>0%</td> </tr> <tr> <td>Strongly Disagree</td> <td>0</td> <td>0%</td> </tr> </tbody> </table> | Choice | Number | Percentage | Strongly Agree | 15 | 88.24% | Agree | 2 | 11.76% | Uncertain | 0 | 0% | Disagree | 0 | 0% | Strongly Disagree | 0 | 0% |  <p>● Stron... ● Agree</p> |
|-------------------|---|--|--------|--------|------------|----------------|----|--------|-------|---|--------|-----------|---|----|----------|---|----|-------------------|---|----|---|
| Choice | Number | Percentage | | | | | | | | | | | | | | | | | | | |
| Strongly Agree | 15 | 88.24% | | | | | | | | | | | | | | | | | | | |
| Agree | 2 | 11.76% | | | | | | | | | | | | | | | | | | | |
| Uncertain | 0 | 0% | | | | | | | | | | | | | | | | | | | |
| Disagree | 0 | 0% | | | | | | | | | | | | | | | | | | | |
| Strongly Disagree | 0 | 0% | | | | | | | | | | | | | | | | | | | |
| 16 | Ideas and concepts were presented clearly | <table border="1"> <thead> <tr> <th>Choice</th> <th>Number</th> <th>Percentage</th> </tr> </thead> <tbody> <tr> <td>Strongly Agree</td> <td>15</td> <td>88.24%</td> </tr> <tr> <td>Agree</td> <td>2</td> <td>11.76%</td> </tr> <tr> <td>Uncertain</td> <td>0</td> <td>0%</td> </tr> <tr> <td>Disagree</td> <td>0</td> <td>0%</td> </tr> <tr> <td>Strongly Disagree</td> <td>0</td> <td>0%</td> </tr> </tbody> </table> | Choice | Number | Percentage | Strongly Agree | 15 | 88.24% | Agree | 2 | 11.76% | Uncertain | 0 | 0% | Disagree | 0 | 0% | Strongly Disagree | 0 | 0% |  <p>● Stron... ● Agree</p> |
| Choice | Number | Percentage | | | | | | | | | | | | | | | | | | | |
| Strongly Agree | 15 | 88.24% | | | | | | | | | | | | | | | | | | | |
| Agree | 2 | 11.76% | | | | | | | | | | | | | | | | | | | |
| Uncertain | 0 | 0% | | | | | | | | | | | | | | | | | | | |
| Disagree | 0 | 0% | | | | | | | | | | | | | | | | | | | |
| Strongly Disagree | 0 | 0% | | | | | | | | | | | | | | | | | | | |
| 17 | The method of assessment were reasonable | <table border="1"> <thead> <tr> <th>Choice</th> <th>Number</th> <th>Percentage</th> </tr> </thead> <tbody> <tr> <td>Strongly Agree</td> <td>15</td> <td>88.24%</td> </tr> <tr> <td>Agree</td> <td>2</td> <td>11.76%</td> </tr> <tr> <td>Uncertain</td> <td>0</td> <td>0%</td> </tr> <tr> <td>Disagree</td> <td>0</td> <td>0%</td> </tr> <tr> <td>Strongly Disagree</td> <td>0</td> <td>0%</td> </tr> </tbody> </table> | Choice | Number | Percentage | Strongly Agree | 15 | 88.24% | Agree | 2 | 11.76% | Uncertain | 0 | 0% | Disagree | 0 | 0% | Strongly Disagree | 0 | 0% |  <p>● Stron... ● Agree</p> |
| Choice | Number | Percentage | | | | | | | | | | | | | | | | | | | |
| Strongly Agree | 15 | 88.24% | | | | | | | | | | | | | | | | | | | |
| Agree | 2 | 11.76% | | | | | | | | | | | | | | | | | | | |
| Uncertain | 0 | 0% | | | | | | | | | | | | | | | | | | | |
| Disagree | 0 | 0% | | | | | | | | | | | | | | | | | | | |
| Strongly Disagree | 0 | 0% | | | | | | | | | | | | | | | | | | | |
| 18 | Feedback on assessment was timely | <table border="1"> <thead> <tr> <th>Choice</th> <th>Number</th> <th>Percentage</th> </tr> </thead> <tbody> <tr> <td>Strongly Agree</td> <td>15</td> <td>88.24%</td> </tr> <tr> <td>Agree</td> <td>2</td> <td>11.76%</td> </tr> <tr> <td>Uncertain</td> <td>0</td> <td>0%</td> </tr> <tr> <td>Disagree</td> <td>0</td> <td>0%</td> </tr> <tr> <td>Strongly Disagree</td> <td>0</td> <td>0%</td> </tr> </tbody> </table> | Choice | Number | Percentage | Strongly Agree | 15 | 88.24% | Agree | 2 | 11.76% | Uncertain | 0 | 0% | Disagree | 0 | 0% | Strongly Disagree | 0 | 0% |  <p>● Stron... ● Agree</p> |
| Choice | Number | Percentage | | | | | | | | | | | | | | | | | | | |
| Strongly Agree | 15 | 88.24% | | | | | | | | | | | | | | | | | | | |
| Agree | 2 | 11.76% | | | | | | | | | | | | | | | | | | | |
| Uncertain | 0 | 0% | | | | | | | | | | | | | | | | | | | |
| Disagree | 0 | 0% | | | | | | | | | | | | | | | | | | | |
| Strongly Disagree | 0 | 0% | | | | | | | | | | | | | | | | | | | |
| 19 | Feedback on assessment was helpful | <table border="1"> <thead> <tr> <th>Choice</th> <th>Number</th> <th>Percentage</th> </tr> </thead> <tbody> <tr> <td>Strongly Agree</td> <td>15</td> <td>88.24%</td> </tr> <tr> <td>Agree</td> <td>2</td> <td>11.76%</td> </tr> <tr> <td>Uncertain</td> <td>0</td> <td>0%</td> </tr> <tr> <td>Disagree</td> <td>0</td> <td>0%</td> </tr> <tr> <td>Strongly Disagree</td> <td>0</td> <td>0%</td> </tr> </tbody> </table> | Choice | Number | Percentage | Strongly Agree | 15 | 88.24% | Agree | 2 | 11.76% | Uncertain | 0 | 0% | Disagree | 0 | 0% | Strongly Disagree | 0 | 0% |  <p>● Stron... ● Agree</p> |
| Choice | Number | Percentage | | | | | | | | | | | | | | | | | | | |
| Strongly Agree | 15 | 88.24% | | | | | | | | | | | | | | | | | | | |
| Agree | 2 | 11.76% | | | | | | | | | | | | | | | | | | | |
| Uncertain | 0 | 0% | | | | | | | | | | | | | | | | | | | |
| Disagree | 0 | 0% | | | | | | | | | | | | | | | | | | | |
| Strongly Disagree | 0 | 0% | | | | | | | | | | | | | | | | | | | |

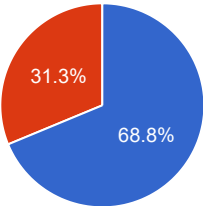
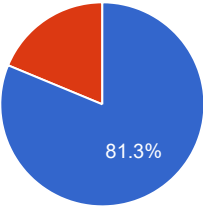
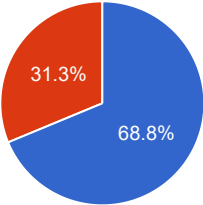
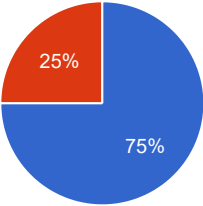
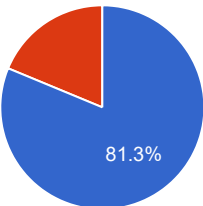
| 20 | I understood the lectures | <table border="1"> <thead> <tr> <th>Choice</th> <th>Number</th> <th>Percentage</th> </tr> </thead> <tbody> <tr> <td>Strongly Agree</td> <td>15</td> <td>88.24%</td> </tr> <tr> <td>Agree</td> <td>2</td> <td>11.76%</td> </tr> <tr> <td>Uncertain</td> <td>0</td> <td>0%</td> </tr> <tr> <td>Disagree</td> <td>0</td> <td>0%</td> </tr> <tr> <td>Strongly Disagree</td> <td>0</td> <td>0%</td> </tr> </tbody> </table> | Choice | Number | Percentage | Strongly Agree | 15 | 88.24% | Agree | 2 | 11.76% | Uncertain | 0 | 0% | Disagree | 0 | 0% | Strongly Disagree | 0 | 0% |  <p>88.2%</p> <p>● Stron... ● Agree</p> |
|-------------------|---|--|--------|--------|------------|----------------|----|--------|-------|---|--------|-----------|---|----|----------|---|----|-------------------|---|----|--|
| Choice | Number | Percentage | | | | | | | | | | | | | | | | | | | |
| Strongly Agree | 15 | 88.24% | | | | | | | | | | | | | | | | | | | |
| Agree | 2 | 11.76% | | | | | | | | | | | | | | | | | | | |
| Uncertain | 0 | 0% | | | | | | | | | | | | | | | | | | | |
| Disagree | 0 | 0% | | | | | | | | | | | | | | | | | | | |
| Strongly Disagree | 0 | 0% | | | | | | | | | | | | | | | | | | | |
| 21 | The material was well organized and presented | <table border="1"> <thead> <tr> <th>Choice</th> <th>Number</th> <th>Percentage</th> </tr> </thead> <tbody> <tr> <td>Strongly Agree</td> <td>14</td> <td>82.35%</td> </tr> <tr> <td>Agree</td> <td>3</td> <td>17.65%</td> </tr> <tr> <td>Uncertain</td> <td>0</td> <td>0%</td> </tr> <tr> <td>Disagree</td> <td>0</td> <td>0%</td> </tr> <tr> <td>Strongly Disagree</td> <td>0</td> <td>0%</td> </tr> </tbody> </table> | Choice | Number | Percentage | Strongly Agree | 14 | 82.35% | Agree | 3 | 17.65% | Uncertain | 0 | 0% | Disagree | 0 | 0% | Strongly Disagree | 0 | 0% |  <p>82.4%</p> <p>● Stron... ● Agree</p> |
| Choice | Number | Percentage | | | | | | | | | | | | | | | | | | | |
| Strongly Agree | 14 | 82.35% | | | | | | | | | | | | | | | | | | | |
| Agree | 3 | 17.65% | | | | | | | | | | | | | | | | | | | |
| Uncertain | 0 | 0% | | | | | | | | | | | | | | | | | | | |
| Disagree | 0 | 0% | | | | | | | | | | | | | | | | | | | |
| Strongly Disagree | 0 | 0% | | | | | | | | | | | | | | | | | | | |
| 22 | The instructor was responsive to student needs and problems | <table border="1"> <thead> <tr> <th>Choice</th> <th>Number</th> <th>Percentage</th> </tr> </thead> <tbody> <tr> <td>Strongly Agree</td> <td>15</td> <td>88.24%</td> </tr> <tr> <td>Agree</td> <td>2</td> <td>11.76%</td> </tr> <tr> <td>Uncertain</td> <td>0</td> <td>0%</td> </tr> <tr> <td>Disagree</td> <td>0</td> <td>0%</td> </tr> <tr> <td>Strongly Disagree</td> <td>0</td> <td>0%</td> </tr> </tbody> </table> | Choice | Number | Percentage | Strongly Agree | 15 | 88.24% | Agree | 2 | 11.76% | Uncertain | 0 | 0% | Disagree | 0 | 0% | Strongly Disagree | 0 | 0% |  <p>88.2%</p> <p>● Stron... ● Agree</p> |
| Choice | Number | Percentage | | | | | | | | | | | | | | | | | | | |
| Strongly Agree | 15 | 88.24% | | | | | | | | | | | | | | | | | | | |
| Agree | 2 | 11.76% | | | | | | | | | | | | | | | | | | | |
| Uncertain | 0 | 0% | | | | | | | | | | | | | | | | | | | |
| Disagree | 0 | 0% | | | | | | | | | | | | | | | | | | | |
| Strongly Disagree | 0 | 0% | | | | | | | | | | | | | | | | | | | |
| 23 | Had the instructor been regular throughout the course | <table border="1"> <thead> <tr> <th>Choice</th> <th>Number</th> <th>Percentage</th> </tr> </thead> <tbody> <tr> <td>Strongly Agree</td> <td>15</td> <td>88.24%</td> </tr> <tr> <td>Agree</td> <td>2</td> <td>11.76%</td> </tr> <tr> <td>Uncertain</td> <td>0</td> <td>0%</td> </tr> <tr> <td>Disagree</td> <td>0</td> <td>0%</td> </tr> <tr> <td>Strongly Disagree</td> <td>0</td> <td>0%</td> </tr> </tbody> </table> | Choice | Number | Percentage | Strongly Agree | 15 | 88.24% | Agree | 2 | 11.76% | Uncertain | 0 | 0% | Disagree | 0 | 0% | Strongly Disagree | 0 | 0% |  <p>88.2%</p> <p>● Stron... ● Agree</p> |
| Choice | Number | Percentage | | | | | | | | | | | | | | | | | | | |
| Strongly Agree | 15 | 88.24% | | | | | | | | | | | | | | | | | | | |
| Agree | 2 | 11.76% | | | | | | | | | | | | | | | | | | | |
| Uncertain | 0 | 0% | | | | | | | | | | | | | | | | | | | |
| Disagree | 0 | 0% | | | | | | | | | | | | | | | | | | | |
| Strongly Disagree | 0 | 0% | | | | | | | | | | | | | | | | | | | |
| 24 | The material in the tutorials was useful | <table border="1"> <thead> <tr> <th>Choice</th> <th>Number</th> <th>Percentage</th> </tr> </thead> <tbody> <tr> <td>Strongly Agree</td> <td>15</td> <td>88.24%</td> </tr> <tr> <td>Agree</td> <td>2</td> <td>11.76%</td> </tr> <tr> <td>Uncertain</td> <td>0</td> <td>0%</td> </tr> <tr> <td>Disagree</td> <td>0</td> <td>0%</td> </tr> <tr> <td>Strongly Disagree</td> <td>0</td> <td>0%</td> </tr> </tbody> </table> | Choice | Number | Percentage | Strongly Agree | 15 | 88.24% | Agree | 2 | 11.76% | Uncertain | 0 | 0% | Disagree | 0 | 0% | Strongly Disagree | 0 | 0% |  <p>88.2%</p> <p>● Stron... ● Agree</p> |
| Choice | Number | Percentage | | | | | | | | | | | | | | | | | | | |
| Strongly Agree | 15 | 88.24% | | | | | | | | | | | | | | | | | | | |
| Agree | 2 | 11.76% | | | | | | | | | | | | | | | | | | | |
| Uncertain | 0 | 0% | | | | | | | | | | | | | | | | | | | |
| Disagree | 0 | 0% | | | | | | | | | | | | | | | | | | | |
| Strongly Disagree | 0 | 0% | | | | | | | | | | | | | | | | | | | |

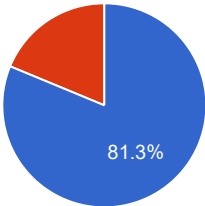
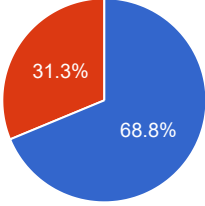
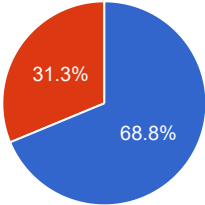
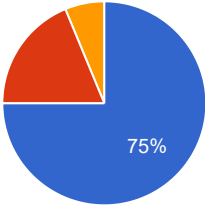
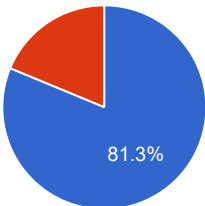
| 25 | I was happy with the amount of work needed for tutorials | <table border="1"> <thead> <tr> <th>Choice</th> <th>Number</th> <th>Percentage</th> </tr> </thead> <tbody> <tr> <td>Strongly Agree</td> <td>15</td> <td>88.24%</td> </tr> <tr> <td>Agree</td> <td>2</td> <td>11.76%</td> </tr> <tr> <td>Uncertain</td> <td>0</td> <td>0%</td> </tr> <tr> <td>Disagree</td> <td>0</td> <td>0%</td> </tr> <tr> <td>Strongly Disagree</td> <td>0</td> <td>0%</td> </tr> </tbody> </table> | Choice | Number | Percentage | Strongly Agree | 15 | 88.24% | Agree | 2 | 11.76% | Uncertain | 0 | 0% | Disagree | 0 | 0% | Strongly Disagree | 0 | 0% |  <p>● Stron... ● Agree</p> |
|-------------------|--|--|--------|--------|------------|----------------|----|--------|-------|---|--------|-----------|---|----|----------|---|----|-------------------|---|----|---|
| Choice | Number | Percentage | | | | | | | | | | | | | | | | | | | |
| Strongly Agree | 15 | 88.24% | | | | | | | | | | | | | | | | | | | |
| Agree | 2 | 11.76% | | | | | | | | | | | | | | | | | | | |
| Uncertain | 0 | 0% | | | | | | | | | | | | | | | | | | | |
| Disagree | 0 | 0% | | | | | | | | | | | | | | | | | | | |
| Strongly Disagree | 0 | 0% | | | | | | | | | | | | | | | | | | | |
| 26 | The tutor dealt effectively with my problems | <table border="1"> <thead> <tr> <th>Choice</th> <th>Number</th> <th>Percentage</th> </tr> </thead> <tbody> <tr> <td>Strongly Agree</td> <td>15</td> <td>88.24%</td> </tr> <tr> <td>Agree</td> <td>2</td> <td>11.76%</td> </tr> <tr> <td>Uncertain</td> <td>0</td> <td>0%</td> </tr> <tr> <td>Disagree</td> <td>0</td> <td>0%</td> </tr> <tr> <td>Strongly Disagree</td> <td>0</td> <td>0%</td> </tr> </tbody> </table> | Choice | Number | Percentage | Strongly Agree | 15 | 88.24% | Agree | 2 | 11.76% | Uncertain | 0 | 0% | Disagree | 0 | 0% | Strongly Disagree | 0 | 0% |  <p>● Stron... ● Agree</p> |
| Choice | Number | Percentage | | | | | | | | | | | | | | | | | | | |
| Strongly Agree | 15 | 88.24% | | | | | | | | | | | | | | | | | | | |
| Agree | 2 | 11.76% | | | | | | | | | | | | | | | | | | | |
| Uncertain | 0 | 0% | | | | | | | | | | | | | | | | | | | |
| Disagree | 0 | 0% | | | | | | | | | | | | | | | | | | | |
| Strongly Disagree | 0 | 0% | | | | | | | | | | | | | | | | | | | |
| 27 | The material in the practicals was useful | <table border="1"> <thead> <tr> <th>Choice</th> <th>Number</th> <th>Percentage</th> </tr> </thead> <tbody> <tr> <td>Strongly Agree</td> <td>15</td> <td>88.24%</td> </tr> <tr> <td>Agree</td> <td>2</td> <td>11.76%</td> </tr> <tr> <td>Uncertain</td> <td>0</td> <td>0%</td> </tr> <tr> <td>Disagree</td> <td>0</td> <td>0%</td> </tr> <tr> <td>Strongly Disagree</td> <td>0</td> <td>0%</td> </tr> </tbody> </table> | Choice | Number | Percentage | Strongly Agree | 15 | 88.24% | Agree | 2 | 11.76% | Uncertain | 0 | 0% | Disagree | 0 | 0% | Strongly Disagree | 0 | 0% |  <p>● Stron... ● Agree</p> |
| Choice | Number | Percentage | | | | | | | | | | | | | | | | | | | |
| Strongly Agree | 15 | 88.24% | | | | | | | | | | | | | | | | | | | |
| Agree | 2 | 11.76% | | | | | | | | | | | | | | | | | | | |
| Uncertain | 0 | 0% | | | | | | | | | | | | | | | | | | | |
| Disagree | 0 | 0% | | | | | | | | | | | | | | | | | | | |
| Strongly Disagree | 0 | 0% | | | | | | | | | | | | | | | | | | | |
| 28 | The demonstrators dealt effectively with my problems | <table border="1"> <thead> <tr> <th>Choice</th> <th>Number</th> <th>Percentage</th> </tr> </thead> <tbody> <tr> <td>Strongly Agree</td> <td>15</td> <td>88.24%</td> </tr> <tr> <td>Agree</td> <td>2</td> <td>11.76%</td> </tr> <tr> <td>Uncertain</td> <td>0</td> <td>0%</td> </tr> <tr> <td>Disagree</td> <td>0</td> <td>0%</td> </tr> <tr> <td>Strongly Disagree</td> <td>0</td> <td>0%</td> </tr> </tbody> </table> | Choice | Number | Percentage | Strongly Agree | 15 | 88.24% | Agree | 2 | 11.76% | Uncertain | 0 | 0% | Disagree | 0 | 0% | Strongly Disagree | 0 | 0% |  <p>● Stron... ● Agree</p> |
| Choice | Number | Percentage | | | | | | | | | | | | | | | | | | | |
| Strongly Agree | 15 | 88.24% | | | | | | | | | | | | | | | | | | | |
| Agree | 2 | 11.76% | | | | | | | | | | | | | | | | | | | |
| Uncertain | 0 | 0% | | | | | | | | | | | | | | | | | | | |
| Disagree | 0 | 0% | | | | | | | | | | | | | | | | | | | |
| Strongly Disagree | 0 | 0% | | | | | | | | | | | | | | | | | | | |

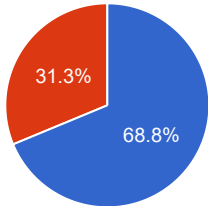
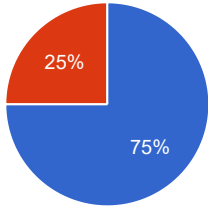
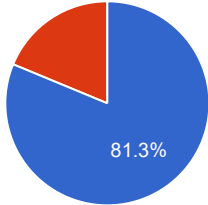
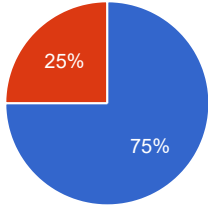
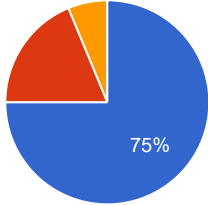
| | | |
|----|--|--|
| 29 | The best features of the Course were | nothing good Ok excellent good good good Methods All weere best good good good good all was good good |
| 30 | The Course could have been improved by | nothing good Ok excellent good completed good good Different methods Course is good good good good good nil good |
| 31 | The University does not tolerate discrimination on any irrelevant distinction (e.g. race, age, gender) and is committed to work with diversity in a wholly positive way. Please indicate below anything in relation to this Course which may run counter to this objective | nothing good Ok excellent good good good Good Ok good good good good good |

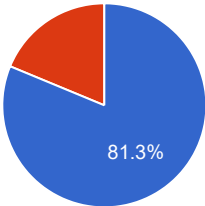
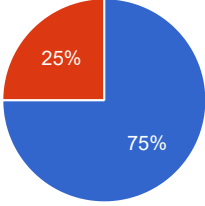
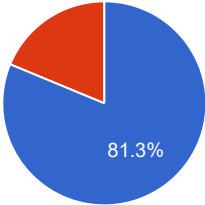
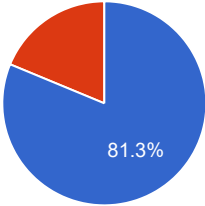
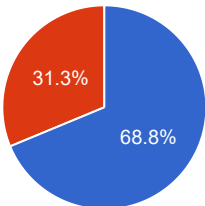
Course Evaluation - Program: 0222

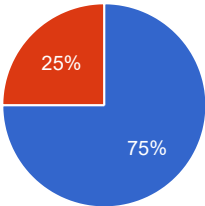
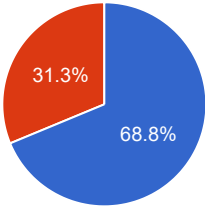
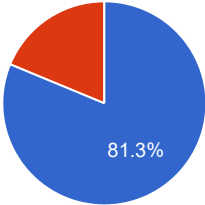
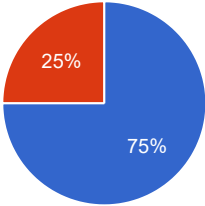
| Teacher Name: MUHAMMAD ALTAF KHAN | | Course ID: MTS-514 Course Title: Differential Geometry | | | Session: 2018 Fall | | | | | | | | | | | | | | | | | | |
|-----------------------------------|--|--|--------|--------|--------------------|----------------|----|--------|-------|---|--------|-----------|---|-------|----------|---|----|-------------------|---|----|--------------|--|--|
| Shift: After noon -- Section: | | Total Strength: 24 | | | Attempted: 16 | | | | | | | | | | | | | | | | | | |
| S.No | Question | Opinions | | | Chart | | | | | | | | | | | | | | | | | | |
| 1 | The course objectives were clear | <table border="1"> <thead> <tr> <th>Choice</th> <th>Number</th> <th>Percentage</th> </tr> </thead> <tbody> <tr> <td>Strongly Agree</td> <td>13</td> <td>81.25%</td> </tr> <tr> <td>Agree</td> <td>3</td> <td>18.75%</td> </tr> <tr> <td>Uncertain</td> <td>0</td> <td>0%</td> </tr> <tr> <td>Disagree</td> <td>0</td> <td>0%</td> </tr> <tr> <td>Strongly Disagree</td> <td>0</td> <td>0%</td> </tr> </tbody> </table> | Choice | Number | Percentage | Strongly Agree | 13 | 81.25% | Agree | 3 | 18.75% | Uncertain | 0 | 0% | Disagree | 0 | 0% | Strongly Disagree | 0 | 0% | <p>81.3%</p> | | |
| Choice | Number | Percentage | | | | | | | | | | | | | | | | | | | | | |
| Strongly Agree | 13 | 81.25% | | | | | | | | | | | | | | | | | | | | | |
| Agree | 3 | 18.75% | | | | | | | | | | | | | | | | | | | | | |
| Uncertain | 0 | 0% | | | | | | | | | | | | | | | | | | | | | |
| Disagree | 0 | 0% | | | | | | | | | | | | | | | | | | | | | |
| Strongly Disagree | 0 | 0% | | | | | | | | | | | | | | | | | | | | | |
| 2 | The Course workload was manageable | <table border="1"> <thead> <tr> <th>Choice</th> <th>Number</th> <th>Percentage</th> </tr> </thead> <tbody> <tr> <td>Strongly Agree</td> <td>11</td> <td>68.75%</td> </tr> <tr> <td>Agree</td> <td>5</td> <td>31.25%</td> </tr> <tr> <td>Uncertain</td> <td>0</td> <td>0%</td> </tr> <tr> <td>Disagree</td> <td>0</td> <td>0%</td> </tr> <tr> <td>Strongly Disagree</td> <td>0</td> <td>0%</td> </tr> </tbody> </table> | Choice | Number | Percentage | Strongly Agree | 11 | 68.75% | Agree | 5 | 31.25% | Uncertain | 0 | 0% | Disagree | 0 | 0% | Strongly Disagree | 0 | 0% | <p>68.8%</p> | | |
| Choice | Number | Percentage | | | | | | | | | | | | | | | | | | | | | |
| Strongly Agree | 11 | 68.75% | | | | | | | | | | | | | | | | | | | | | |
| Agree | 5 | 31.25% | | | | | | | | | | | | | | | | | | | | | |
| Uncertain | 0 | 0% | | | | | | | | | | | | | | | | | | | | | |
| Disagree | 0 | 0% | | | | | | | | | | | | | | | | | | | | | |
| Strongly Disagree | 0 | 0% | | | | | | | | | | | | | | | | | | | | | |
| 3 | The Course was well organized (e.g. timely access to materials, notification of changes, etc.) | <table border="1"> <thead> <tr> <th>Choice</th> <th>Number</th> <th>Percentage</th> </tr> </thead> <tbody> <tr> <td>Strongly Agree</td> <td>11</td> <td>68.75%</td> </tr> <tr> <td>Agree</td> <td>5</td> <td>31.25%</td> </tr> <tr> <td>Uncertain</td> <td>0</td> <td>0%</td> </tr> <tr> <td>Disagree</td> <td>0</td> <td>0%</td> </tr> <tr> <td>Strongly Disagree</td> <td>0</td> <td>0%</td> </tr> </tbody> </table> | Choice | Number | Percentage | Strongly Agree | 11 | 68.75% | Agree | 5 | 31.25% | Uncertain | 0 | 0% | Disagree | 0 | 0% | Strongly Disagree | 0 | 0% | <p>68.8%</p> | | |
| Choice | Number | Percentage | | | | | | | | | | | | | | | | | | | | | |
| Strongly Agree | 11 | 68.75% | | | | | | | | | | | | | | | | | | | | | |
| Agree | 5 | 31.25% | | | | | | | | | | | | | | | | | | | | | |
| Uncertain | 0 | 0% | | | | | | | | | | | | | | | | | | | | | |
| Disagree | 0 | 0% | | | | | | | | | | | | | | | | | | | | | |
| Strongly Disagree | 0 | 0% | | | | | | | | | | | | | | | | | | | | | |
| 4 | I participated actively in the Course | <table border="1"> <thead> <tr> <th>Choice</th> <th>Number</th> <th>Percentage</th> </tr> </thead> <tbody> <tr> <td>Strongly Agree</td> <td>13</td> <td>81.25%</td> </tr> <tr> <td>Agree</td> <td>2</td> <td>12.5%</td> </tr> <tr> <td>Uncertain</td> <td>1</td> <td>6.25%</td> </tr> <tr> <td>Disagree</td> <td>0</td> <td>0%</td> </tr> <tr> <td>Strongly Disagree</td> <td>0</td> <td>0%</td> </tr> </tbody> </table> | Choice | Number | Percentage | Strongly Agree | 13 | 81.25% | Agree | 2 | 12.5% | Uncertain | 1 | 6.25% | Disagree | 0 | 0% | Strongly Disagree | 0 | 0% | <p>81.3%</p> | | |
| Choice | Number | Percentage | | | | | | | | | | | | | | | | | | | | | |
| Strongly Agree | 13 | 81.25% | | | | | | | | | | | | | | | | | | | | | |
| Agree | 2 | 12.5% | | | | | | | | | | | | | | | | | | | | | |
| Uncertain | 1 | 6.25% | | | | | | | | | | | | | | | | | | | | | |
| Disagree | 0 | 0% | | | | | | | | | | | | | | | | | | | | | |
| Strongly Disagree | 0 | 0% | | | | | | | | | | | | | | | | | | | | | |

| 5 | I think I have made progress in this Course | <table border="1"> <thead> <tr> <th>Choice</th> <th>Number</th> <th>Percentage</th> </tr> </thead> <tbody> <tr> <td>Strongly Agree</td> <td>11</td> <td>68.75%</td> </tr> <tr> <td>Agree</td> <td>5</td> <td>31.25%</td> </tr> <tr> <td>Uncertain</td> <td>0</td> <td>0%</td> </tr> <tr> <td>Disagree</td> <td>0</td> <td>0%</td> </tr> <tr> <td>Strongly Disagree</td> <td>0</td> <td>0%</td> </tr> </tbody> </table> | Choice | Number | Percentage | Strongly Agree | 11 | 68.75% | Agree | 5 | 31.25% | Uncertain | 0 | 0% | Disagree | 0 | 0% | Strongly Disagree | 0 | 0% |  <p>● Stron... ● Agree</p> |
|-------------------|---|--|--------|--------|------------|----------------|----|--------|-------|---|--------|-----------|---|----|----------|---|----|-------------------|---|----|---|
| Choice | Number | Percentage | | | | | | | | | | | | | | | | | | | |
| Strongly Agree | 11 | 68.75% | | | | | | | | | | | | | | | | | | | |
| Agree | 5 | 31.25% | | | | | | | | | | | | | | | | | | | |
| Uncertain | 0 | 0% | | | | | | | | | | | | | | | | | | | |
| Disagree | 0 | 0% | | | | | | | | | | | | | | | | | | | |
| Strongly Disagree | 0 | 0% | | | | | | | | | | | | | | | | | | | |
| 6 | I think the Course was well structured to achieve the learning outcomes (there was a good balance of lectures, tutorials, practical etc.) | <table border="1"> <thead> <tr> <th>Choice</th> <th>Number</th> <th>Percentage</th> </tr> </thead> <tbody> <tr> <td>Strongly Agree</td> <td>13</td> <td>81.25%</td> </tr> <tr> <td>Agree</td> <td>3</td> <td>18.75%</td> </tr> <tr> <td>Uncertain</td> <td>0</td> <td>0%</td> </tr> <tr> <td>Disagree</td> <td>0</td> <td>0%</td> </tr> <tr> <td>Strongly Disagree</td> <td>0</td> <td>0%</td> </tr> </tbody> </table> | Choice | Number | Percentage | Strongly Agree | 13 | 81.25% | Agree | 3 | 18.75% | Uncertain | 0 | 0% | Disagree | 0 | 0% | Strongly Disagree | 0 | 0% |  <p>● Stron... ● Agree</p> |
| Choice | Number | Percentage | | | | | | | | | | | | | | | | | | | |
| Strongly Agree | 13 | 81.25% | | | | | | | | | | | | | | | | | | | |
| Agree | 3 | 18.75% | | | | | | | | | | | | | | | | | | | |
| Uncertain | 0 | 0% | | | | | | | | | | | | | | | | | | | |
| Disagree | 0 | 0% | | | | | | | | | | | | | | | | | | | |
| Strongly Disagree | 0 | 0% | | | | | | | | | | | | | | | | | | | |
| 7 | The learning and teaching methods encouraged participation | <table border="1"> <thead> <tr> <th>Choice</th> <th>Number</th> <th>Percentage</th> </tr> </thead> <tbody> <tr> <td>Strongly Agree</td> <td>11</td> <td>68.75%</td> </tr> <tr> <td>Agree</td> <td>5</td> <td>31.25%</td> </tr> <tr> <td>Uncertain</td> <td>0</td> <td>0%</td> </tr> <tr> <td>Disagree</td> <td>0</td> <td>0%</td> </tr> <tr> <td>Strongly Disagree</td> <td>0</td> <td>0%</td> </tr> </tbody> </table> | Choice | Number | Percentage | Strongly Agree | 11 | 68.75% | Agree | 5 | 31.25% | Uncertain | 0 | 0% | Disagree | 0 | 0% | Strongly Disagree | 0 | 0% |  <p>● Stron... ● Agree</p> |
| Choice | Number | Percentage | | | | | | | | | | | | | | | | | | | |
| Strongly Agree | 11 | 68.75% | | | | | | | | | | | | | | | | | | | |
| Agree | 5 | 31.25% | | | | | | | | | | | | | | | | | | | |
| Uncertain | 0 | 0% | | | | | | | | | | | | | | | | | | | |
| Disagree | 0 | 0% | | | | | | | | | | | | | | | | | | | |
| Strongly Disagree | 0 | 0% | | | | | | | | | | | | | | | | | | | |
| 8 | The overall environment in the class was conducive to learning | <table border="1"> <thead> <tr> <th>Choice</th> <th>Number</th> <th>Percentage</th> </tr> </thead> <tbody> <tr> <td>Strongly Agree</td> <td>12</td> <td>75%</td> </tr> <tr> <td>Agree</td> <td>4</td> <td>25%</td> </tr> <tr> <td>Uncertain</td> <td>0</td> <td>0%</td> </tr> <tr> <td>Disagree</td> <td>0</td> <td>0%</td> </tr> <tr> <td>Strongly Disagree</td> <td>0</td> <td>0%</td> </tr> </tbody> </table> | Choice | Number | Percentage | Strongly Agree | 12 | 75% | Agree | 4 | 25% | Uncertain | 0 | 0% | Disagree | 0 | 0% | Strongly Disagree | 0 | 0% |  <p>● Stron... ● Agree</p> |
| Choice | Number | Percentage | | | | | | | | | | | | | | | | | | | |
| Strongly Agree | 12 | 75% | | | | | | | | | | | | | | | | | | | |
| Agree | 4 | 25% | | | | | | | | | | | | | | | | | | | |
| Uncertain | 0 | 0% | | | | | | | | | | | | | | | | | | | |
| Disagree | 0 | 0% | | | | | | | | | | | | | | | | | | | |
| Strongly Disagree | 0 | 0% | | | | | | | | | | | | | | | | | | | |
| 9 | Classrooms were satisfactory | <table border="1"> <thead> <tr> <th>Choice</th> <th>Number</th> <th>Percentage</th> </tr> </thead> <tbody> <tr> <td>Strongly Agree</td> <td>13</td> <td>81.25%</td> </tr> <tr> <td>Agree</td> <td>3</td> <td>18.75%</td> </tr> <tr> <td>Uncertain</td> <td>0</td> <td>0%</td> </tr> <tr> <td>Disagree</td> <td>0</td> <td>0%</td> </tr> <tr> <td>Strongly Disagree</td> <td>0</td> <td>0%</td> </tr> </tbody> </table> | Choice | Number | Percentage | Strongly Agree | 13 | 81.25% | Agree | 3 | 18.75% | Uncertain | 0 | 0% | Disagree | 0 | 0% | Strongly Disagree | 0 | 0% |  <p>● Stron... ● Agree</p> |
| Choice | Number | Percentage | | | | | | | | | | | | | | | | | | | |
| Strongly Agree | 13 | 81.25% | | | | | | | | | | | | | | | | | | | |
| Agree | 3 | 18.75% | | | | | | | | | | | | | | | | | | | |
| Uncertain | 0 | 0% | | | | | | | | | | | | | | | | | | | |
| Disagree | 0 | 0% | | | | | | | | | | | | | | | | | | | |
| Strongly Disagree | 0 | 0% | | | | | | | | | | | | | | | | | | | |

| 10 | Learning materials (Lesson Plans, Course Notes etc.) were relevant and useful | <table border="1"> <thead> <tr> <th>Choice</th> <th>Number</th> <th>Percentage</th> </tr> </thead> <tbody> <tr> <td>Strongly Agree</td> <td>13</td> <td>81.25%</td> </tr> <tr> <td>Agree</td> <td>3</td> <td>18.75%</td> </tr> <tr> <td>Uncertain</td> <td>0</td> <td>0%</td> </tr> <tr> <td>Disagree</td> <td>0</td> <td>0%</td> </tr> <tr> <td>Strongly Disagree</td> <td>0</td> <td>0%</td> </tr> </tbody> </table> | Choice | Number | Percentage | Strongly Agree | 13 | 81.25% | Agree | 3 | 18.75% | Uncertain | 0 | 0% | Disagree | 0 | 0% | Strongly Disagree | 0 | 0% |  <p>81.3%</p> <ul style="list-style-type: none"> Stron... Agree |
|-------------------|--|--|--------|--------|------------|----------------|----|--------|-------|---|--------|-----------|---|-------|----------|---|----|-------------------|---|----|---|
| Choice | Number | Percentage | | | | | | | | | | | | | | | | | | | |
| Strongly Agree | 13 | 81.25% | | | | | | | | | | | | | | | | | | | |
| Agree | 3 | 18.75% | | | | | | | | | | | | | | | | | | | |
| Uncertain | 0 | 0% | | | | | | | | | | | | | | | | | | | |
| Disagree | 0 | 0% | | | | | | | | | | | | | | | | | | | |
| Strongly Disagree | 0 | 0% | | | | | | | | | | | | | | | | | | | |
| 11 | Recommended reading Books etc. were relevant and appropriate | <table border="1"> <thead> <tr> <th>Choice</th> <th>Number</th> <th>Percentage</th> </tr> </thead> <tbody> <tr> <td>Strongly Agree</td> <td>11</td> <td>68.75%</td> </tr> <tr> <td>Agree</td> <td>5</td> <td>31.25%</td> </tr> <tr> <td>Uncertain</td> <td>0</td> <td>0%</td> </tr> <tr> <td>Disagree</td> <td>0</td> <td>0%</td> </tr> <tr> <td>Strongly Disagree</td> <td>0</td> <td>0%</td> </tr> </tbody> </table> | Choice | Number | Percentage | Strongly Agree | 11 | 68.75% | Agree | 5 | 31.25% | Uncertain | 0 | 0% | Disagree | 0 | 0% | Strongly Disagree | 0 | 0% |  <p>68.8%</p> <ul style="list-style-type: none"> Stron... Agree |
| Choice | Number | Percentage | | | | | | | | | | | | | | | | | | | |
| Strongly Agree | 11 | 68.75% | | | | | | | | | | | | | | | | | | | |
| Agree | 5 | 31.25% | | | | | | | | | | | | | | | | | | | |
| Uncertain | 0 | 0% | | | | | | | | | | | | | | | | | | | |
| Disagree | 0 | 0% | | | | | | | | | | | | | | | | | | | |
| Strongly Disagree | 0 | 0% | | | | | | | | | | | | | | | | | | | |
| 12 | The provision of learning resources in the library was adequate and appropriate | <table border="1"> <thead> <tr> <th>Choice</th> <th>Number</th> <th>Percentage</th> </tr> </thead> <tbody> <tr> <td>Strongly Agree</td> <td>11</td> <td>68.75%</td> </tr> <tr> <td>Agree</td> <td>5</td> <td>31.25%</td> </tr> <tr> <td>Uncertain</td> <td>0</td> <td>0%</td> </tr> <tr> <td>Disagree</td> <td>0</td> <td>0%</td> </tr> <tr> <td>Strongly Disagree</td> <td>0</td> <td>0%</td> </tr> </tbody> </table> | Choice | Number | Percentage | Strongly Agree | 11 | 68.75% | Agree | 5 | 31.25% | Uncertain | 0 | 0% | Disagree | 0 | 0% | Strongly Disagree | 0 | 0% |  <p>68.8%</p> <ul style="list-style-type: none"> Stron... Agree |
| Choice | Number | Percentage | | | | | | | | | | | | | | | | | | | |
| Strongly Agree | 11 | 68.75% | | | | | | | | | | | | | | | | | | | |
| Agree | 5 | 31.25% | | | | | | | | | | | | | | | | | | | |
| Uncertain | 0 | 0% | | | | | | | | | | | | | | | | | | | |
| Disagree | 0 | 0% | | | | | | | | | | | | | | | | | | | |
| Strongly Disagree | 0 | 0% | | | | | | | | | | | | | | | | | | | |
| 13 | The provision of learning resources on the Web was adequate and appropriate (if relevant) | <table border="1"> <thead> <tr> <th>Choice</th> <th>Number</th> <th>Percentage</th> </tr> </thead> <tbody> <tr> <td>Strongly Agree</td> <td>12</td> <td>75%</td> </tr> <tr> <td>Agree</td> <td>3</td> <td>18.75%</td> </tr> <tr> <td>Uncertain</td> <td>1</td> <td>6.25%</td> </tr> <tr> <td>Disagree</td> <td>0</td> <td>0%</td> </tr> <tr> <td>Strongly Disagree</td> <td>0</td> <td>0%</td> </tr> </tbody> </table> | Choice | Number | Percentage | Strongly Agree | 12 | 75% | Agree | 3 | 18.75% | Uncertain | 1 | 6.25% | Disagree | 0 | 0% | Strongly Disagree | 0 | 0% |  <p>75%</p> <ul style="list-style-type: none"> Stron... Agree Unce... |
| Choice | Number | Percentage | | | | | | | | | | | | | | | | | | | |
| Strongly Agree | 12 | 75% | | | | | | | | | | | | | | | | | | | |
| Agree | 3 | 18.75% | | | | | | | | | | | | | | | | | | | |
| Uncertain | 1 | 6.25% | | | | | | | | | | | | | | | | | | | |
| Disagree | 0 | 0% | | | | | | | | | | | | | | | | | | | |
| Strongly Disagree | 0 | 0% | | | | | | | | | | | | | | | | | | | |
| 14 | The Course stimulated my interest and thought on the subject area | <table border="1"> <thead> <tr> <th>Choice</th> <th>Number</th> <th>Percentage</th> </tr> </thead> <tbody> <tr> <td>Strongly Agree</td> <td>13</td> <td>81.25%</td> </tr> <tr> <td>Agree</td> <td>3</td> <td>18.75%</td> </tr> <tr> <td>Uncertain</td> <td>0</td> <td>0%</td> </tr> <tr> <td>Disagree</td> <td>0</td> <td>0%</td> </tr> <tr> <td>Strongly Disagree</td> <td>0</td> <td>0%</td> </tr> </tbody> </table> | Choice | Number | Percentage | Strongly Agree | 13 | 81.25% | Agree | 3 | 18.75% | Uncertain | 0 | 0% | Disagree | 0 | 0% | Strongly Disagree | 0 | 0% |  <p>81.3%</p> <ul style="list-style-type: none"> Stron... Agree |
| Choice | Number | Percentage | | | | | | | | | | | | | | | | | | | |
| Strongly Agree | 13 | 81.25% | | | | | | | | | | | | | | | | | | | |
| Agree | 3 | 18.75% | | | | | | | | | | | | | | | | | | | |
| Uncertain | 0 | 0% | | | | | | | | | | | | | | | | | | | |
| Disagree | 0 | 0% | | | | | | | | | | | | | | | | | | | |
| Strongly Disagree | 0 | 0% | | | | | | | | | | | | | | | | | | | |

| 15 | The pace of the Course was appropriate | <table border="1"> <thead> <tr> <th>Choice</th> <th>Number</th> <th>Percentage</th> </tr> </thead> <tbody> <tr> <td>Strongly Agree</td> <td>11</td> <td>68.75%</td> </tr> <tr> <td>Agree</td> <td>5</td> <td>31.25%</td> </tr> <tr> <td>Uncertain</td> <td>0</td> <td>0%</td> </tr> <tr> <td>Disagree</td> <td>0</td> <td>0%</td> </tr> <tr> <td>Strongly Disagree</td> <td>0</td> <td>0%</td> </tr> </tbody> </table> | Choice | Number | Percentage | Strongly Agree | 11 | 68.75% | Agree | 5 | 31.25% | Uncertain | 0 | 0% | Disagree | 0 | 0% | Strongly Disagree | 0 | 0% |  <p>● Stron... ● Agree</p> |
|-------------------|---|--|--------|--------|------------|----------------|----|--------|-------|---|--------|-----------|---|-------|----------|---|----|-------------------|---|----|---|
| Choice | Number | Percentage | | | | | | | | | | | | | | | | | | | |
| Strongly Agree | 11 | 68.75% | | | | | | | | | | | | | | | | | | | |
| Agree | 5 | 31.25% | | | | | | | | | | | | | | | | | | | |
| Uncertain | 0 | 0% | | | | | | | | | | | | | | | | | | | |
| Disagree | 0 | 0% | | | | | | | | | | | | | | | | | | | |
| Strongly Disagree | 0 | 0% | | | | | | | | | | | | | | | | | | | |
| 16 | Ideas and concepts were presented clearly | <table border="1"> <thead> <tr> <th>Choice</th> <th>Number</th> <th>Percentage</th> </tr> </thead> <tbody> <tr> <td>Strongly Agree</td> <td>12</td> <td>75%</td> </tr> <tr> <td>Agree</td> <td>4</td> <td>25%</td> </tr> <tr> <td>Uncertain</td> <td>0</td> <td>0%</td> </tr> <tr> <td>Disagree</td> <td>0</td> <td>0%</td> </tr> <tr> <td>Strongly Disagree</td> <td>0</td> <td>0%</td> </tr> </tbody> </table> | Choice | Number | Percentage | Strongly Agree | 12 | 75% | Agree | 4 | 25% | Uncertain | 0 | 0% | Disagree | 0 | 0% | Strongly Disagree | 0 | 0% |  <p>● Stron... ● Agree</p> |
| Choice | Number | Percentage | | | | | | | | | | | | | | | | | | | |
| Strongly Agree | 12 | 75% | | | | | | | | | | | | | | | | | | | |
| Agree | 4 | 25% | | | | | | | | | | | | | | | | | | | |
| Uncertain | 0 | 0% | | | | | | | | | | | | | | | | | | | |
| Disagree | 0 | 0% | | | | | | | | | | | | | | | | | | | |
| Strongly Disagree | 0 | 0% | | | | | | | | | | | | | | | | | | | |
| 17 | The method of assessment were reasonable | <table border="1"> <thead> <tr> <th>Choice</th> <th>Number</th> <th>Percentage</th> </tr> </thead> <tbody> <tr> <td>Strongly Agree</td> <td>13</td> <td>81.25%</td> </tr> <tr> <td>Agree</td> <td>3</td> <td>18.75%</td> </tr> <tr> <td>Uncertain</td> <td>0</td> <td>0%</td> </tr> <tr> <td>Disagree</td> <td>0</td> <td>0%</td> </tr> <tr> <td>Strongly Disagree</td> <td>0</td> <td>0%</td> </tr> </tbody> </table> | Choice | Number | Percentage | Strongly Agree | 13 | 81.25% | Agree | 3 | 18.75% | Uncertain | 0 | 0% | Disagree | 0 | 0% | Strongly Disagree | 0 | 0% |  <p>● Stron... ● Agree</p> |
| Choice | Number | Percentage | | | | | | | | | | | | | | | | | | | |
| Strongly Agree | 13 | 81.25% | | | | | | | | | | | | | | | | | | | |
| Agree | 3 | 18.75% | | | | | | | | | | | | | | | | | | | |
| Uncertain | 0 | 0% | | | | | | | | | | | | | | | | | | | |
| Disagree | 0 | 0% | | | | | | | | | | | | | | | | | | | |
| Strongly Disagree | 0 | 0% | | | | | | | | | | | | | | | | | | | |
| 18 | Feedback on assessment was timely | <table border="1"> <thead> <tr> <th>Choice</th> <th>Number</th> <th>Percentage</th> </tr> </thead> <tbody> <tr> <td>Strongly Agree</td> <td>12</td> <td>75%</td> </tr> <tr> <td>Agree</td> <td>4</td> <td>25%</td> </tr> <tr> <td>Uncertain</td> <td>0</td> <td>0%</td> </tr> <tr> <td>Disagree</td> <td>0</td> <td>0%</td> </tr> <tr> <td>Strongly Disagree</td> <td>0</td> <td>0%</td> </tr> </tbody> </table> | Choice | Number | Percentage | Strongly Agree | 12 | 75% | Agree | 4 | 25% | Uncertain | 0 | 0% | Disagree | 0 | 0% | Strongly Disagree | 0 | 0% |  <p>● Stron... ● Agree</p> |
| Choice | Number | Percentage | | | | | | | | | | | | | | | | | | | |
| Strongly Agree | 12 | 75% | | | | | | | | | | | | | | | | | | | |
| Agree | 4 | 25% | | | | | | | | | | | | | | | | | | | |
| Uncertain | 0 | 0% | | | | | | | | | | | | | | | | | | | |
| Disagree | 0 | 0% | | | | | | | | | | | | | | | | | | | |
| Strongly Disagree | 0 | 0% | | | | | | | | | | | | | | | | | | | |
| 19 | Feedback on assessment was helpful | <table border="1"> <thead> <tr> <th>Choice</th> <th>Number</th> <th>Percentage</th> </tr> </thead> <tbody> <tr> <td>Strongly Agree</td> <td>12</td> <td>75%</td> </tr> <tr> <td>Agree</td> <td>3</td> <td>18.75%</td> </tr> <tr> <td>Uncertain</td> <td>1</td> <td>6.25%</td> </tr> <tr> <td>Disagree</td> <td>0</td> <td>0%</td> </tr> <tr> <td>Strongly Disagree</td> <td>0</td> <td>0%</td> </tr> </tbody> </table> | Choice | Number | Percentage | Strongly Agree | 12 | 75% | Agree | 3 | 18.75% | Uncertain | 1 | 6.25% | Disagree | 0 | 0% | Strongly Disagree | 0 | 0% |  <p>● Stron... ● Agree ● Unce...</p> |
| Choice | Number | Percentage | | | | | | | | | | | | | | | | | | | |
| Strongly Agree | 12 | 75% | | | | | | | | | | | | | | | | | | | |
| Agree | 3 | 18.75% | | | | | | | | | | | | | | | | | | | |
| Uncertain | 1 | 6.25% | | | | | | | | | | | | | | | | | | | |
| Disagree | 0 | 0% | | | | | | | | | | | | | | | | | | | |
| Strongly Disagree | 0 | 0% | | | | | | | | | | | | | | | | | | | |

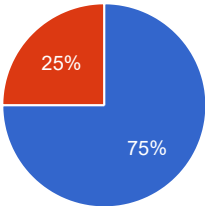
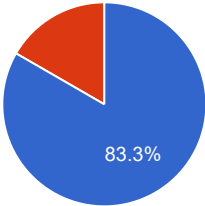
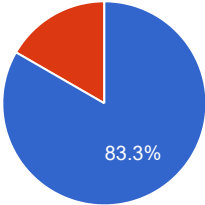
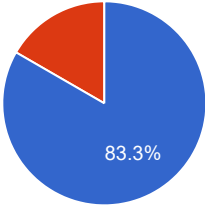
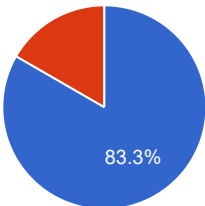
| 20 | I understood the lectures | <table border="1"> <thead> <tr> <th>Choice</th> <th>Number</th> <th>Percentage</th> </tr> </thead> <tbody> <tr> <td>Strongly Agree</td> <td>13</td> <td>81.25%</td> </tr> <tr> <td>Agree</td> <td>3</td> <td>18.75%</td> </tr> <tr> <td>Uncertain</td> <td>0</td> <td>0%</td> </tr> <tr> <td>Disagree</td> <td>0</td> <td>0%</td> </tr> <tr> <td>Strongly Disagree</td> <td>0</td> <td>0%</td> </tr> </tbody> </table> | Choice | Number | Percentage | Strongly Agree | 13 | 81.25% | Agree | 3 | 18.75% | Uncertain | 0 | 0% | Disagree | 0 | 0% | Strongly Disagree | 0 | 0% |  <p>81.3%</p> <p>● Stron... ● Agree</p> |
|-------------------|---|--|--------|--------|------------|----------------|----|--------|-------|---|--------|-----------|---|----|----------|---|----|-------------------|---|----|--|
| Choice | Number | Percentage | | | | | | | | | | | | | | | | | | | |
| Strongly Agree | 13 | 81.25% | | | | | | | | | | | | | | | | | | | |
| Agree | 3 | 18.75% | | | | | | | | | | | | | | | | | | | |
| Uncertain | 0 | 0% | | | | | | | | | | | | | | | | | | | |
| Disagree | 0 | 0% | | | | | | | | | | | | | | | | | | | |
| Strongly Disagree | 0 | 0% | | | | | | | | | | | | | | | | | | | |
| 21 | The material was well organized and presented | <table border="1"> <thead> <tr> <th>Choice</th> <th>Number</th> <th>Percentage</th> </tr> </thead> <tbody> <tr> <td>Strongly Agree</td> <td>12</td> <td>75%</td> </tr> <tr> <td>Agree</td> <td>4</td> <td>25%</td> </tr> <tr> <td>Uncertain</td> <td>0</td> <td>0%</td> </tr> <tr> <td>Disagree</td> <td>0</td> <td>0%</td> </tr> <tr> <td>Strongly Disagree</td> <td>0</td> <td>0%</td> </tr> </tbody> </table> | Choice | Number | Percentage | Strongly Agree | 12 | 75% | Agree | 4 | 25% | Uncertain | 0 | 0% | Disagree | 0 | 0% | Strongly Disagree | 0 | 0% |  <p>75%</p> <p>● Stron... ● Agree</p> |
| Choice | Number | Percentage | | | | | | | | | | | | | | | | | | | |
| Strongly Agree | 12 | 75% | | | | | | | | | | | | | | | | | | | |
| Agree | 4 | 25% | | | | | | | | | | | | | | | | | | | |
| Uncertain | 0 | 0% | | | | | | | | | | | | | | | | | | | |
| Disagree | 0 | 0% | | | | | | | | | | | | | | | | | | | |
| Strongly Disagree | 0 | 0% | | | | | | | | | | | | | | | | | | | |
| 22 | The instructor was responsive to student needs and problems | <table border="1"> <thead> <tr> <th>Choice</th> <th>Number</th> <th>Percentage</th> </tr> </thead> <tbody> <tr> <td>Strongly Agree</td> <td>13</td> <td>81.25%</td> </tr> <tr> <td>Agree</td> <td>3</td> <td>18.75%</td> </tr> <tr> <td>Uncertain</td> <td>0</td> <td>0%</td> </tr> <tr> <td>Disagree</td> <td>0</td> <td>0%</td> </tr> <tr> <td>Strongly Disagree</td> <td>0</td> <td>0%</td> </tr> </tbody> </table> | Choice | Number | Percentage | Strongly Agree | 13 | 81.25% | Agree | 3 | 18.75% | Uncertain | 0 | 0% | Disagree | 0 | 0% | Strongly Disagree | 0 | 0% |  <p>81.3%</p> <p>● Stron... ● Agree</p> |
| Choice | Number | Percentage | | | | | | | | | | | | | | | | | | | |
| Strongly Agree | 13 | 81.25% | | | | | | | | | | | | | | | | | | | |
| Agree | 3 | 18.75% | | | | | | | | | | | | | | | | | | | |
| Uncertain | 0 | 0% | | | | | | | | | | | | | | | | | | | |
| Disagree | 0 | 0% | | | | | | | | | | | | | | | | | | | |
| Strongly Disagree | 0 | 0% | | | | | | | | | | | | | | | | | | | |
| 23 | Had the instructor been regular throughout the course | <table border="1"> <thead> <tr> <th>Choice</th> <th>Number</th> <th>Percentage</th> </tr> </thead> <tbody> <tr> <td>Strongly Agree</td> <td>13</td> <td>81.25%</td> </tr> <tr> <td>Agree</td> <td>3</td> <td>18.75%</td> </tr> <tr> <td>Uncertain</td> <td>0</td> <td>0%</td> </tr> <tr> <td>Disagree</td> <td>0</td> <td>0%</td> </tr> <tr> <td>Strongly Disagree</td> <td>0</td> <td>0%</td> </tr> </tbody> </table> | Choice | Number | Percentage | Strongly Agree | 13 | 81.25% | Agree | 3 | 18.75% | Uncertain | 0 | 0% | Disagree | 0 | 0% | Strongly Disagree | 0 | 0% |  <p>81.3%</p> <p>● Stron... ● Agree</p> |
| Choice | Number | Percentage | | | | | | | | | | | | | | | | | | | |
| Strongly Agree | 13 | 81.25% | | | | | | | | | | | | | | | | | | | |
| Agree | 3 | 18.75% | | | | | | | | | | | | | | | | | | | |
| Uncertain | 0 | 0% | | | | | | | | | | | | | | | | | | | |
| Disagree | 0 | 0% | | | | | | | | | | | | | | | | | | | |
| Strongly Disagree | 0 | 0% | | | | | | | | | | | | | | | | | | | |
| 24 | The material in the tutorials was useful | <table border="1"> <thead> <tr> <th>Choice</th> <th>Number</th> <th>Percentage</th> </tr> </thead> <tbody> <tr> <td>Strongly Agree</td> <td>11</td> <td>68.75%</td> </tr> <tr> <td>Agree</td> <td>5</td> <td>31.25%</td> </tr> <tr> <td>Uncertain</td> <td>0</td> <td>0%</td> </tr> <tr> <td>Disagree</td> <td>0</td> <td>0%</td> </tr> <tr> <td>Strongly Disagree</td> <td>0</td> <td>0%</td> </tr> </tbody> </table> | Choice | Number | Percentage | Strongly Agree | 11 | 68.75% | Agree | 5 | 31.25% | Uncertain | 0 | 0% | Disagree | 0 | 0% | Strongly Disagree | 0 | 0% |  <p>68.8%</p> <p>● Stron... ● Agree</p> |
| Choice | Number | Percentage | | | | | | | | | | | | | | | | | | | |
| Strongly Agree | 11 | 68.75% | | | | | | | | | | | | | | | | | | | |
| Agree | 5 | 31.25% | | | | | | | | | | | | | | | | | | | |
| Uncertain | 0 | 0% | | | | | | | | | | | | | | | | | | | |
| Disagree | 0 | 0% | | | | | | | | | | | | | | | | | | | |
| Strongly Disagree | 0 | 0% | | | | | | | | | | | | | | | | | | | |

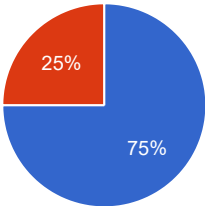
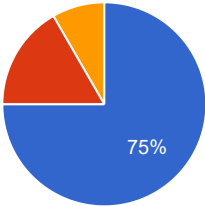
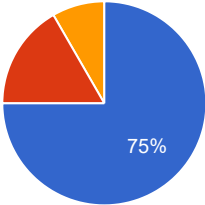
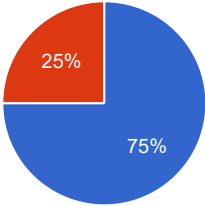
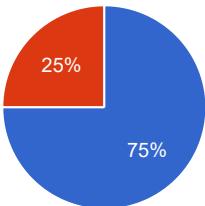
| 25 | I was happy with the amount of work needed for tutorials | <table border="1"> <thead> <tr> <th>Choice</th> <th>Number</th> <th>Percentage</th> </tr> </thead> <tbody> <tr> <td>Strongly Agree</td> <td>12</td> <td>75%</td> </tr> <tr> <td>Agree</td> <td>4</td> <td>25%</td> </tr> <tr> <td>Uncertain</td> <td>0</td> <td>0%</td> </tr> <tr> <td>Disagree</td> <td>0</td> <td>0%</td> </tr> <tr> <td>Strongly Disagree</td> <td>0</td> <td>0%</td> </tr> </tbody> </table> | Choice | Number | Percentage | Strongly Agree | 12 | 75% | Agree | 4 | 25% | Uncertain | 0 | 0% | Disagree | 0 | 0% | Strongly Disagree | 0 | 0% |  <p>● Stron... ● Agree</p> |
|-------------------|--|--|--------|--------|------------|----------------|----|--------|-------|---|--------|-----------|---|----|----------|---|----|-------------------|---|----|---|
| Choice | Number | Percentage | | | | | | | | | | | | | | | | | | | |
| Strongly Agree | 12 | 75% | | | | | | | | | | | | | | | | | | | |
| Agree | 4 | 25% | | | | | | | | | | | | | | | | | | | |
| Uncertain | 0 | 0% | | | | | | | | | | | | | | | | | | | |
| Disagree | 0 | 0% | | | | | | | | | | | | | | | | | | | |
| Strongly Disagree | 0 | 0% | | | | | | | | | | | | | | | | | | | |
| 26 | The tutor dealt effectively with my problems | <table border="1"> <thead> <tr> <th>Choice</th> <th>Number</th> <th>Percentage</th> </tr> </thead> <tbody> <tr> <td>Strongly Agree</td> <td>11</td> <td>68.75%</td> </tr> <tr> <td>Agree</td> <td>5</td> <td>31.25%</td> </tr> <tr> <td>Uncertain</td> <td>0</td> <td>0%</td> </tr> <tr> <td>Disagree</td> <td>0</td> <td>0%</td> </tr> <tr> <td>Strongly Disagree</td> <td>0</td> <td>0%</td> </tr> </tbody> </table> | Choice | Number | Percentage | Strongly Agree | 11 | 68.75% | Agree | 5 | 31.25% | Uncertain | 0 | 0% | Disagree | 0 | 0% | Strongly Disagree | 0 | 0% |  <p>● Stron... ● Agree</p> |
| Choice | Number | Percentage | | | | | | | | | | | | | | | | | | | |
| Strongly Agree | 11 | 68.75% | | | | | | | | | | | | | | | | | | | |
| Agree | 5 | 31.25% | | | | | | | | | | | | | | | | | | | |
| Uncertain | 0 | 0% | | | | | | | | | | | | | | | | | | | |
| Disagree | 0 | 0% | | | | | | | | | | | | | | | | | | | |
| Strongly Disagree | 0 | 0% | | | | | | | | | | | | | | | | | | | |
| 27 | The material in the practicals was useful | <table border="1"> <thead> <tr> <th>Choice</th> <th>Number</th> <th>Percentage</th> </tr> </thead> <tbody> <tr> <td>Strongly Agree</td> <td>13</td> <td>81.25%</td> </tr> <tr> <td>Agree</td> <td>3</td> <td>18.75%</td> </tr> <tr> <td>Uncertain</td> <td>0</td> <td>0%</td> </tr> <tr> <td>Disagree</td> <td>0</td> <td>0%</td> </tr> <tr> <td>Strongly Disagree</td> <td>0</td> <td>0%</td> </tr> </tbody> </table> | Choice | Number | Percentage | Strongly Agree | 13 | 81.25% | Agree | 3 | 18.75% | Uncertain | 0 | 0% | Disagree | 0 | 0% | Strongly Disagree | 0 | 0% |  <p>● Stron... ● Agree</p> |
| Choice | Number | Percentage | | | | | | | | | | | | | | | | | | | |
| Strongly Agree | 13 | 81.25% | | | | | | | | | | | | | | | | | | | |
| Agree | 3 | 18.75% | | | | | | | | | | | | | | | | | | | |
| Uncertain | 0 | 0% | | | | | | | | | | | | | | | | | | | |
| Disagree | 0 | 0% | | | | | | | | | | | | | | | | | | | |
| Strongly Disagree | 0 | 0% | | | | | | | | | | | | | | | | | | | |
| 28 | The demonstrators dealt effectively with my problems | <table border="1"> <thead> <tr> <th>Choice</th> <th>Number</th> <th>Percentage</th> </tr> </thead> <tbody> <tr> <td>Strongly Agree</td> <td>12</td> <td>75%</td> </tr> <tr> <td>Agree</td> <td>4</td> <td>25%</td> </tr> <tr> <td>Uncertain</td> <td>0</td> <td>0%</td> </tr> <tr> <td>Disagree</td> <td>0</td> <td>0%</td> </tr> <tr> <td>Strongly Disagree</td> <td>0</td> <td>0%</td> </tr> </tbody> </table> | Choice | Number | Percentage | Strongly Agree | 12 | 75% | Agree | 4 | 25% | Uncertain | 0 | 0% | Disagree | 0 | 0% | Strongly Disagree | 0 | 0% |  <p>● Stron... ● Agree</p> |
| Choice | Number | Percentage | | | | | | | | | | | | | | | | | | | |
| Strongly Agree | 12 | 75% | | | | | | | | | | | | | | | | | | | |
| Agree | 4 | 25% | | | | | | | | | | | | | | | | | | | |
| Uncertain | 0 | 0% | | | | | | | | | | | | | | | | | | | |
| Disagree | 0 | 0% | | | | | | | | | | | | | | | | | | | |
| Strongly Disagree | 0 | 0% | | | | | | | | | | | | | | | | | | | |

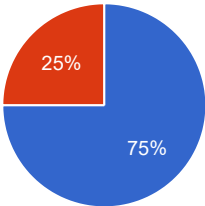
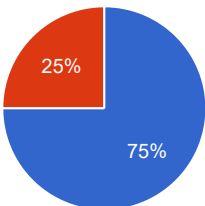
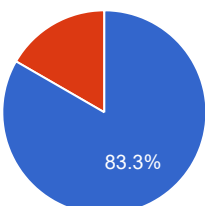
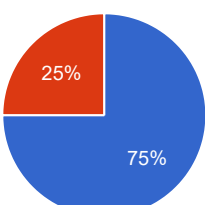
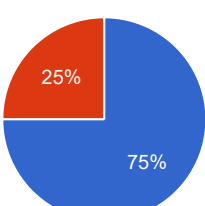
| | | |
|----|--|---|
| 29 | The best features of the Course were | nothing good Ok excellent good good good Good good good good good all was good good |
| 30 | The Course could have been improved by | nothing good Ok excellent good completed good good Good ggood good good good nil good |
| 31 | The University does not tolerate discrimination on any irrelevant distinction (e.g. race, age, gender) and is committed to work with diversity in a wholly positive way. Please indicate below anything in relation to this Course which may run counter to this objective | nothing good Ok excellent good good good Ok good good good good good |

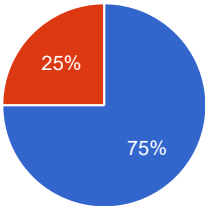
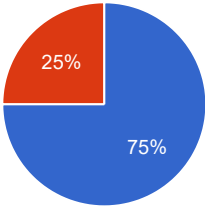
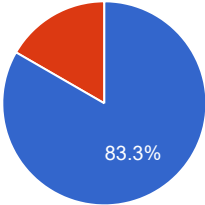
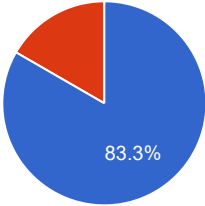
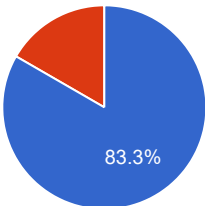
Course Evaluation - Program: 0222

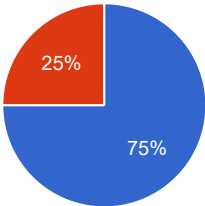
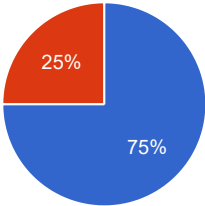
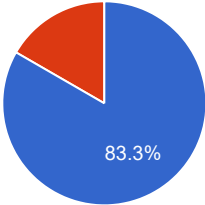
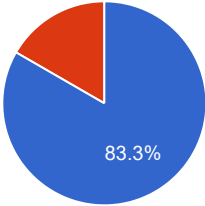
| Teacher Name: NADEEM AHMAD SHEIKH | | Course ID: MTS-402 Course Title: Group Theory | | | Session: 2018 Fall | | | | | | | | | | | | | | | | | | |
|-----------------------------------|--|---|--------|--------|--------------------|----------------|---|-----|-------|---|-----|-----------|---|----|----------|---|----|-------------------|---|----|---|--|--|
| Shift: After noon -- Section: | | Total Strength: 20 | | | Attempted: 12 | | | | | | | | | | | | | | | | | | |
| S.No | Question | Opinions | | | Chart | | | | | | | | | | | | | | | | | | |
| 1 | The course objectives were clear | <table border="1"> <thead> <tr> <th>Choice</th> <th>Number</th> <th>Percentage</th> </tr> </thead> <tbody> <tr> <td>Strongly Agree</td> <td>9</td> <td>75%</td> </tr> <tr> <td>Agree</td> <td>3</td> <td>25%</td> </tr> <tr> <td>Uncertain</td> <td>0</td> <td>0%</td> </tr> <tr> <td>Disagree</td> <td>0</td> <td>0%</td> </tr> <tr> <td>Strongly Disagree</td> <td>0</td> <td>0%</td> </tr> </tbody> </table> | Choice | Number | Percentage | Strongly Agree | 9 | 75% | Agree | 3 | 25% | Uncertain | 0 | 0% | Disagree | 0 | 0% | Strongly Disagree | 0 | 0% | <p>Legend: ● Stron... (blue), ● Agree (red)</p> | | |
| Choice | Number | Percentage | | | | | | | | | | | | | | | | | | | | | |
| Strongly Agree | 9 | 75% | | | | | | | | | | | | | | | | | | | | | |
| Agree | 3 | 25% | | | | | | | | | | | | | | | | | | | | | |
| Uncertain | 0 | 0% | | | | | | | | | | | | | | | | | | | | | |
| Disagree | 0 | 0% | | | | | | | | | | | | | | | | | | | | | |
| Strongly Disagree | 0 | 0% | | | | | | | | | | | | | | | | | | | | | |
| 2 | The Course workload was manageable | <table border="1"> <thead> <tr> <th>Choice</th> <th>Number</th> <th>Percentage</th> </tr> </thead> <tbody> <tr> <td>Strongly Agree</td> <td>9</td> <td>75%</td> </tr> <tr> <td>Agree</td> <td>3</td> <td>25%</td> </tr> <tr> <td>Uncertain</td> <td>0</td> <td>0%</td> </tr> <tr> <td>Disagree</td> <td>0</td> <td>0%</td> </tr> <tr> <td>Strongly Disagree</td> <td>0</td> <td>0%</td> </tr> </tbody> </table> | Choice | Number | Percentage | Strongly Agree | 9 | 75% | Agree | 3 | 25% | Uncertain | 0 | 0% | Disagree | 0 | 0% | Strongly Disagree | 0 | 0% | <p>Legend: ● Stron... (blue), ● Agree (red)</p> | | |
| Choice | Number | Percentage | | | | | | | | | | | | | | | | | | | | | |
| Strongly Agree | 9 | 75% | | | | | | | | | | | | | | | | | | | | | |
| Agree | 3 | 25% | | | | | | | | | | | | | | | | | | | | | |
| Uncertain | 0 | 0% | | | | | | | | | | | | | | | | | | | | | |
| Disagree | 0 | 0% | | | | | | | | | | | | | | | | | | | | | |
| Strongly Disagree | 0 | 0% | | | | | | | | | | | | | | | | | | | | | |
| 3 | The Course was well organized (e.g. timely access to materials, notification of changes, etc.) | <table border="1"> <thead> <tr> <th>Choice</th> <th>Number</th> <th>Percentage</th> </tr> </thead> <tbody> <tr> <td>Strongly Agree</td> <td>9</td> <td>75%</td> </tr> <tr> <td>Agree</td> <td>3</td> <td>25%</td> </tr> <tr> <td>Uncertain</td> <td>0</td> <td>0%</td> </tr> <tr> <td>Disagree</td> <td>0</td> <td>0%</td> </tr> <tr> <td>Strongly Disagree</td> <td>0</td> <td>0%</td> </tr> </tbody> </table> | Choice | Number | Percentage | Strongly Agree | 9 | 75% | Agree | 3 | 25% | Uncertain | 0 | 0% | Disagree | 0 | 0% | Strongly Disagree | 0 | 0% | <p>Legend: ● Stron... (blue), ● Agree (red)</p> | | |
| Choice | Number | Percentage | | | | | | | | | | | | | | | | | | | | | |
| Strongly Agree | 9 | 75% | | | | | | | | | | | | | | | | | | | | | |
| Agree | 3 | 25% | | | | | | | | | | | | | | | | | | | | | |
| Uncertain | 0 | 0% | | | | | | | | | | | | | | | | | | | | | |
| Disagree | 0 | 0% | | | | | | | | | | | | | | | | | | | | | |
| Strongly Disagree | 0 | 0% | | | | | | | | | | | | | | | | | | | | | |
| 4 | I participated actively in the Course | <table border="1"> <thead> <tr> <th>Choice</th> <th>Number</th> <th>Percentage</th> </tr> </thead> <tbody> <tr> <td>Strongly Agree</td> <td>9</td> <td>75%</td> </tr> <tr> <td>Agree</td> <td>3</td> <td>25%</td> </tr> <tr> <td>Uncertain</td> <td>0</td> <td>0%</td> </tr> <tr> <td>Disagree</td> <td>0</td> <td>0%</td> </tr> <tr> <td>Strongly Disagree</td> <td>0</td> <td>0%</td> </tr> </tbody> </table> | Choice | Number | Percentage | Strongly Agree | 9 | 75% | Agree | 3 | 25% | Uncertain | 0 | 0% | Disagree | 0 | 0% | Strongly Disagree | 0 | 0% | <p>Legend: ● Stron... (blue), ● Agree (red)</p> | | |
| Choice | Number | Percentage | | | | | | | | | | | | | | | | | | | | | |
| Strongly Agree | 9 | 75% | | | | | | | | | | | | | | | | | | | | | |
| Agree | 3 | 25% | | | | | | | | | | | | | | | | | | | | | |
| Uncertain | 0 | 0% | | | | | | | | | | | | | | | | | | | | | |
| Disagree | 0 | 0% | | | | | | | | | | | | | | | | | | | | | |
| Strongly Disagree | 0 | 0% | | | | | | | | | | | | | | | | | | | | | |

| 5 | I think I have made progress in this Course | <table border="1"> <thead> <tr> <th>Choice</th> <th>Number</th> <th>Percentage</th> </tr> </thead> <tbody> <tr> <td>Strongly Agree</td> <td>9</td> <td>75%</td> </tr> <tr> <td>Agree</td> <td>3</td> <td>25%</td> </tr> <tr> <td>Uncertain</td> <td>0</td> <td>0%</td> </tr> <tr> <td>Disagree</td> <td>0</td> <td>0%</td> </tr> <tr> <td>Strongly Disagree</td> <td>0</td> <td>0%</td> </tr> </tbody> </table> | Choice | Number | Percentage | Strongly Agree | 9 | 75% | Agree | 3 | 25% | Uncertain | 0 | 0% | Disagree | 0 | 0% | Strongly Disagree | 0 | 0% |  <p>● Stron... ● Agree</p> |
|-------------------|---|--|--------|--------|------------|----------------|----|--------|-------|---|--------|-----------|---|----|----------|---|----|-------------------|---|----|---|
| Choice | Number | Percentage | | | | | | | | | | | | | | | | | | | |
| Strongly Agree | 9 | 75% | | | | | | | | | | | | | | | | | | | |
| Agree | 3 | 25% | | | | | | | | | | | | | | | | | | | |
| Uncertain | 0 | 0% | | | | | | | | | | | | | | | | | | | |
| Disagree | 0 | 0% | | | | | | | | | | | | | | | | | | | |
| Strongly Disagree | 0 | 0% | | | | | | | | | | | | | | | | | | | |
| 6 | I think the Course was well structured to achieve the learning outcomes (there was a good balance of lectures, tutorials, practical etc.) | <table border="1"> <thead> <tr> <th>Choice</th> <th>Number</th> <th>Percentage</th> </tr> </thead> <tbody> <tr> <td>Strongly Agree</td> <td>10</td> <td>83.33%</td> </tr> <tr> <td>Agree</td> <td>2</td> <td>16.67%</td> </tr> <tr> <td>Uncertain</td> <td>0</td> <td>0%</td> </tr> <tr> <td>Disagree</td> <td>0</td> <td>0%</td> </tr> <tr> <td>Strongly Disagree</td> <td>0</td> <td>0%</td> </tr> </tbody> </table> | Choice | Number | Percentage | Strongly Agree | 10 | 83.33% | Agree | 2 | 16.67% | Uncertain | 0 | 0% | Disagree | 0 | 0% | Strongly Disagree | 0 | 0% |  <p>● Stron... ● Agree</p> |
| Choice | Number | Percentage | | | | | | | | | | | | | | | | | | | |
| Strongly Agree | 10 | 83.33% | | | | | | | | | | | | | | | | | | | |
| Agree | 2 | 16.67% | | | | | | | | | | | | | | | | | | | |
| Uncertain | 0 | 0% | | | | | | | | | | | | | | | | | | | |
| Disagree | 0 | 0% | | | | | | | | | | | | | | | | | | | |
| Strongly Disagree | 0 | 0% | | | | | | | | | | | | | | | | | | | |
| 7 | The learning and teaching methods encouraged participation | <table border="1"> <thead> <tr> <th>Choice</th> <th>Number</th> <th>Percentage</th> </tr> </thead> <tbody> <tr> <td>Strongly Agree</td> <td>10</td> <td>83.33%</td> </tr> <tr> <td>Agree</td> <td>2</td> <td>16.67%</td> </tr> <tr> <td>Uncertain</td> <td>0</td> <td>0%</td> </tr> <tr> <td>Disagree</td> <td>0</td> <td>0%</td> </tr> <tr> <td>Strongly Disagree</td> <td>0</td> <td>0%</td> </tr> </tbody> </table> | Choice | Number | Percentage | Strongly Agree | 10 | 83.33% | Agree | 2 | 16.67% | Uncertain | 0 | 0% | Disagree | 0 | 0% | Strongly Disagree | 0 | 0% |  <p>● Stron... ● Agree</p> |
| Choice | Number | Percentage | | | | | | | | | | | | | | | | | | | |
| Strongly Agree | 10 | 83.33% | | | | | | | | | | | | | | | | | | | |
| Agree | 2 | 16.67% | | | | | | | | | | | | | | | | | | | |
| Uncertain | 0 | 0% | | | | | | | | | | | | | | | | | | | |
| Disagree | 0 | 0% | | | | | | | | | | | | | | | | | | | |
| Strongly Disagree | 0 | 0% | | | | | | | | | | | | | | | | | | | |
| 8 | The overall environment in the class was conducive to learning | <table border="1"> <thead> <tr> <th>Choice</th> <th>Number</th> <th>Percentage</th> </tr> </thead> <tbody> <tr> <td>Strongly Agree</td> <td>10</td> <td>83.33%</td> </tr> <tr> <td>Agree</td> <td>2</td> <td>16.67%</td> </tr> <tr> <td>Uncertain</td> <td>0</td> <td>0%</td> </tr> <tr> <td>Disagree</td> <td>0</td> <td>0%</td> </tr> <tr> <td>Strongly Disagree</td> <td>0</td> <td>0%</td> </tr> </tbody> </table> | Choice | Number | Percentage | Strongly Agree | 10 | 83.33% | Agree | 2 | 16.67% | Uncertain | 0 | 0% | Disagree | 0 | 0% | Strongly Disagree | 0 | 0% |  <p>● Stron... ● Agree</p> |
| Choice | Number | Percentage | | | | | | | | | | | | | | | | | | | |
| Strongly Agree | 10 | 83.33% | | | | | | | | | | | | | | | | | | | |
| Agree | 2 | 16.67% | | | | | | | | | | | | | | | | | | | |
| Uncertain | 0 | 0% | | | | | | | | | | | | | | | | | | | |
| Disagree | 0 | 0% | | | | | | | | | | | | | | | | | | | |
| Strongly Disagree | 0 | 0% | | | | | | | | | | | | | | | | | | | |
| 9 | Classrooms were satisfactory | <table border="1"> <thead> <tr> <th>Choice</th> <th>Number</th> <th>Percentage</th> </tr> </thead> <tbody> <tr> <td>Strongly Agree</td> <td>10</td> <td>83.33%</td> </tr> <tr> <td>Agree</td> <td>2</td> <td>16.67%</td> </tr> <tr> <td>Uncertain</td> <td>0</td> <td>0%</td> </tr> <tr> <td>Disagree</td> <td>0</td> <td>0%</td> </tr> <tr> <td>Strongly Disagree</td> <td>0</td> <td>0%</td> </tr> </tbody> </table> | Choice | Number | Percentage | Strongly Agree | 10 | 83.33% | Agree | 2 | 16.67% | Uncertain | 0 | 0% | Disagree | 0 | 0% | Strongly Disagree | 0 | 0% |  <p>● Stron... ● Agree</p> |
| Choice | Number | Percentage | | | | | | | | | | | | | | | | | | | |
| Strongly Agree | 10 | 83.33% | | | | | | | | | | | | | | | | | | | |
| Agree | 2 | 16.67% | | | | | | | | | | | | | | | | | | | |
| Uncertain | 0 | 0% | | | | | | | | | | | | | | | | | | | |
| Disagree | 0 | 0% | | | | | | | | | | | | | | | | | | | |
| Strongly Disagree | 0 | 0% | | | | | | | | | | | | | | | | | | | |

| 10 | Learning materials (Lesson Plans, Course Notes etc.) were relevant and useful | <table border="1"> <thead> <tr> <th>Choice</th> <th>Number</th> <th>Percentage</th> </tr> </thead> <tbody> <tr> <td>Strongly Agree</td> <td>9</td> <td>75%</td> </tr> <tr> <td>Agree</td> <td>3</td> <td>25%</td> </tr> <tr> <td>Uncertain</td> <td>0</td> <td>0%</td> </tr> <tr> <td>Disagree</td> <td>0</td> <td>0%</td> </tr> <tr> <td>Strongly Disagree</td> <td>0</td> <td>0%</td> </tr> </tbody> </table> | Choice | Number | Percentage | Strongly Agree | 9 | 75% | Agree | 3 | 25% | Uncertain | 0 | 0% | Disagree | 0 | 0% | Strongly Disagree | 0 | 0% |  <p>● Stron... ● Agree</p> |
|-------------------|--|---|--------|--------|------------|----------------|---|-----|-------|---|--------|-----------|---|-------|----------|---|----|-------------------|---|----|--|
| Choice | Number | Percentage | | | | | | | | | | | | | | | | | | | |
| Strongly Agree | 9 | 75% | | | | | | | | | | | | | | | | | | | |
| Agree | 3 | 25% | | | | | | | | | | | | | | | | | | | |
| Uncertain | 0 | 0% | | | | | | | | | | | | | | | | | | | |
| Disagree | 0 | 0% | | | | | | | | | | | | | | | | | | | |
| Strongly Disagree | 0 | 0% | | | | | | | | | | | | | | | | | | | |
| 11 | Recommended reading Books etc. were relevant and appropriate | <table border="1"> <thead> <tr> <th>Choice</th> <th>Number</th> <th>Percentage</th> </tr> </thead> <tbody> <tr> <td>Strongly Agree</td> <td>9</td> <td>75%</td> </tr> <tr> <td>Agree</td> <td>2</td> <td>16.67%</td> </tr> <tr> <td>Uncertain</td> <td>1</td> <td>8.33%</td> </tr> <tr> <td>Disagree</td> <td>0</td> <td>0%</td> </tr> <tr> <td>Strongly Disagree</td> <td>0</td> <td>0%</td> </tr> </tbody> </table> | Choice | Number | Percentage | Strongly Agree | 9 | 75% | Agree | 2 | 16.67% | Uncertain | 1 | 8.33% | Disagree | 0 | 0% | Strongly Disagree | 0 | 0% |  <p>● Stron... ● Agree ● Unce...</p> |
| Choice | Number | Percentage | | | | | | | | | | | | | | | | | | | |
| Strongly Agree | 9 | 75% | | | | | | | | | | | | | | | | | | | |
| Agree | 2 | 16.67% | | | | | | | | | | | | | | | | | | | |
| Uncertain | 1 | 8.33% | | | | | | | | | | | | | | | | | | | |
| Disagree | 0 | 0% | | | | | | | | | | | | | | | | | | | |
| Strongly Disagree | 0 | 0% | | | | | | | | | | | | | | | | | | | |
| 12 | The provision of learning resources in the library was adequate and appropriate | <table border="1"> <thead> <tr> <th>Choice</th> <th>Number</th> <th>Percentage</th> </tr> </thead> <tbody> <tr> <td>Strongly Agree</td> <td>9</td> <td>75%</td> </tr> <tr> <td>Agree</td> <td>2</td> <td>16.67%</td> </tr> <tr> <td>Uncertain</td> <td>1</td> <td>8.33%</td> </tr> <tr> <td>Disagree</td> <td>0</td> <td>0%</td> </tr> <tr> <td>Strongly Disagree</td> <td>0</td> <td>0%</td> </tr> </tbody> </table> | Choice | Number | Percentage | Strongly Agree | 9 | 75% | Agree | 2 | 16.67% | Uncertain | 1 | 8.33% | Disagree | 0 | 0% | Strongly Disagree | 0 | 0% |  <p>● Stron... ● Agree ● Unce...</p> |
| Choice | Number | Percentage | | | | | | | | | | | | | | | | | | | |
| Strongly Agree | 9 | 75% | | | | | | | | | | | | | | | | | | | |
| Agree | 2 | 16.67% | | | | | | | | | | | | | | | | | | | |
| Uncertain | 1 | 8.33% | | | | | | | | | | | | | | | | | | | |
| Disagree | 0 | 0% | | | | | | | | | | | | | | | | | | | |
| Strongly Disagree | 0 | 0% | | | | | | | | | | | | | | | | | | | |
| 13 | The provision of learning resources on the Web was adequate and appropriate (if relevant) | <table border="1"> <thead> <tr> <th>Choice</th> <th>Number</th> <th>Percentage</th> </tr> </thead> <tbody> <tr> <td>Strongly Agree</td> <td>9</td> <td>75%</td> </tr> <tr> <td>Agree</td> <td>3</td> <td>25%</td> </tr> <tr> <td>Uncertain</td> <td>0</td> <td>0%</td> </tr> <tr> <td>Disagree</td> <td>0</td> <td>0%</td> </tr> <tr> <td>Strongly Disagree</td> <td>0</td> <td>0%</td> </tr> </tbody> </table> | Choice | Number | Percentage | Strongly Agree | 9 | 75% | Agree | 3 | 25% | Uncertain | 0 | 0% | Disagree | 0 | 0% | Strongly Disagree | 0 | 0% |  <p>● Stron... ● Agree</p> |
| Choice | Number | Percentage | | | | | | | | | | | | | | | | | | | |
| Strongly Agree | 9 | 75% | | | | | | | | | | | | | | | | | | | |
| Agree | 3 | 25% | | | | | | | | | | | | | | | | | | | |
| Uncertain | 0 | 0% | | | | | | | | | | | | | | | | | | | |
| Disagree | 0 | 0% | | | | | | | | | | | | | | | | | | | |
| Strongly Disagree | 0 | 0% | | | | | | | | | | | | | | | | | | | |
| 14 | The Course stimulated my interest and thought on the subject area | <table border="1"> <thead> <tr> <th>Choice</th> <th>Number</th> <th>Percentage</th> </tr> </thead> <tbody> <tr> <td>Strongly Agree</td> <td>9</td> <td>75%</td> </tr> <tr> <td>Agree</td> <td>3</td> <td>25%</td> </tr> <tr> <td>Uncertain</td> <td>0</td> <td>0%</td> </tr> <tr> <td>Disagree</td> <td>0</td> <td>0%</td> </tr> <tr> <td>Strongly Disagree</td> <td>0</td> <td>0%</td> </tr> </tbody> </table> | Choice | Number | Percentage | Strongly Agree | 9 | 75% | Agree | 3 | 25% | Uncertain | 0 | 0% | Disagree | 0 | 0% | Strongly Disagree | 0 | 0% |  <p>● Stron... ● Agree</p> |
| Choice | Number | Percentage | | | | | | | | | | | | | | | | | | | |
| Strongly Agree | 9 | 75% | | | | | | | | | | | | | | | | | | | |
| Agree | 3 | 25% | | | | | | | | | | | | | | | | | | | |
| Uncertain | 0 | 0% | | | | | | | | | | | | | | | | | | | |
| Disagree | 0 | 0% | | | | | | | | | | | | | | | | | | | |
| Strongly Disagree | 0 | 0% | | | | | | | | | | | | | | | | | | | |

| 15 | The pace of the Course was appropriate | <table border="1"> <thead> <tr> <th>Choice</th> <th>Number</th> <th>Percentage</th> </tr> </thead> <tbody> <tr> <td>Strongly Agree</td> <td>9</td> <td>75%</td> </tr> <tr> <td>Agree</td> <td>3</td> <td>25%</td> </tr> <tr> <td>Uncertain</td> <td>0</td> <td>0%</td> </tr> <tr> <td>Disagree</td> <td>0</td> <td>0%</td> </tr> <tr> <td>Strongly Disagree</td> <td>0</td> <td>0%</td> </tr> </tbody> </table> | Choice | Number | Percentage | Strongly Agree | 9 | 75% | Agree | 3 | 25% | Uncertain | 0 | 0% | Disagree | 0 | 0% | Strongly Disagree | 0 | 0% |  <p>● Stron... ● Agree</p> |
|-------------------|---|--|--------|--------|------------|----------------|----|--------|-------|---|--------|-----------|---|----|----------|---|----|-------------------|---|----|---|
| Choice | Number | Percentage | | | | | | | | | | | | | | | | | | | |
| Strongly Agree | 9 | 75% | | | | | | | | | | | | | | | | | | | |
| Agree | 3 | 25% | | | | | | | | | | | | | | | | | | | |
| Uncertain | 0 | 0% | | | | | | | | | | | | | | | | | | | |
| Disagree | 0 | 0% | | | | | | | | | | | | | | | | | | | |
| Strongly Disagree | 0 | 0% | | | | | | | | | | | | | | | | | | | |
| 16 | Ideas and concepts were presented clearly | <table border="1"> <thead> <tr> <th>Choice</th> <th>Number</th> <th>Percentage</th> </tr> </thead> <tbody> <tr> <td>Strongly Agree</td> <td>9</td> <td>75%</td> </tr> <tr> <td>Agree</td> <td>3</td> <td>25%</td> </tr> <tr> <td>Uncertain</td> <td>0</td> <td>0%</td> </tr> <tr> <td>Disagree</td> <td>0</td> <td>0%</td> </tr> <tr> <td>Strongly Disagree</td> <td>0</td> <td>0%</td> </tr> </tbody> </table> | Choice | Number | Percentage | Strongly Agree | 9 | 75% | Agree | 3 | 25% | Uncertain | 0 | 0% | Disagree | 0 | 0% | Strongly Disagree | 0 | 0% |  <p>● Stron... ● Agree</p> |
| Choice | Number | Percentage | | | | | | | | | | | | | | | | | | | |
| Strongly Agree | 9 | 75% | | | | | | | | | | | | | | | | | | | |
| Agree | 3 | 25% | | | | | | | | | | | | | | | | | | | |
| Uncertain | 0 | 0% | | | | | | | | | | | | | | | | | | | |
| Disagree | 0 | 0% | | | | | | | | | | | | | | | | | | | |
| Strongly Disagree | 0 | 0% | | | | | | | | | | | | | | | | | | | |
| 17 | The method of assessment were reasonable | <table border="1"> <thead> <tr> <th>Choice</th> <th>Number</th> <th>Percentage</th> </tr> </thead> <tbody> <tr> <td>Strongly Agree</td> <td>10</td> <td>83.33%</td> </tr> <tr> <td>Agree</td> <td>2</td> <td>16.67%</td> </tr> <tr> <td>Uncertain</td> <td>0</td> <td>0%</td> </tr> <tr> <td>Disagree</td> <td>0</td> <td>0%</td> </tr> <tr> <td>Strongly Disagree</td> <td>0</td> <td>0%</td> </tr> </tbody> </table> | Choice | Number | Percentage | Strongly Agree | 10 | 83.33% | Agree | 2 | 16.67% | Uncertain | 0 | 0% | Disagree | 0 | 0% | Strongly Disagree | 0 | 0% |  <p>● Stron... ● Agree</p> |
| Choice | Number | Percentage | | | | | | | | | | | | | | | | | | | |
| Strongly Agree | 10 | 83.33% | | | | | | | | | | | | | | | | | | | |
| Agree | 2 | 16.67% | | | | | | | | | | | | | | | | | | | |
| Uncertain | 0 | 0% | | | | | | | | | | | | | | | | | | | |
| Disagree | 0 | 0% | | | | | | | | | | | | | | | | | | | |
| Strongly Disagree | 0 | 0% | | | | | | | | | | | | | | | | | | | |
| 18 | Feedback on assessment was timely | <table border="1"> <thead> <tr> <th>Choice</th> <th>Number</th> <th>Percentage</th> </tr> </thead> <tbody> <tr> <td>Strongly Agree</td> <td>9</td> <td>75%</td> </tr> <tr> <td>Agree</td> <td>3</td> <td>25%</td> </tr> <tr> <td>Uncertain</td> <td>0</td> <td>0%</td> </tr> <tr> <td>Disagree</td> <td>0</td> <td>0%</td> </tr> <tr> <td>Strongly Disagree</td> <td>0</td> <td>0%</td> </tr> </tbody> </table> | Choice | Number | Percentage | Strongly Agree | 9 | 75% | Agree | 3 | 25% | Uncertain | 0 | 0% | Disagree | 0 | 0% | Strongly Disagree | 0 | 0% |  <p>● Stron... ● Agree</p> |
| Choice | Number | Percentage | | | | | | | | | | | | | | | | | | | |
| Strongly Agree | 9 | 75% | | | | | | | | | | | | | | | | | | | |
| Agree | 3 | 25% | | | | | | | | | | | | | | | | | | | |
| Uncertain | 0 | 0% | | | | | | | | | | | | | | | | | | | |
| Disagree | 0 | 0% | | | | | | | | | | | | | | | | | | | |
| Strongly Disagree | 0 | 0% | | | | | | | | | | | | | | | | | | | |
| 19 | Feedback on assessment was helpful | <table border="1"> <thead> <tr> <th>Choice</th> <th>Number</th> <th>Percentage</th> </tr> </thead> <tbody> <tr> <td>Strongly Agree</td> <td>9</td> <td>75%</td> </tr> <tr> <td>Agree</td> <td>3</td> <td>25%</td> </tr> <tr> <td>Uncertain</td> <td>0</td> <td>0%</td> </tr> <tr> <td>Disagree</td> <td>0</td> <td>0%</td> </tr> <tr> <td>Strongly Disagree</td> <td>0</td> <td>0%</td> </tr> </tbody> </table> | Choice | Number | Percentage | Strongly Agree | 9 | 75% | Agree | 3 | 25% | Uncertain | 0 | 0% | Disagree | 0 | 0% | Strongly Disagree | 0 | 0% |  <p>● Stron... ● Agree</p> |
| Choice | Number | Percentage | | | | | | | | | | | | | | | | | | | |
| Strongly Agree | 9 | 75% | | | | | | | | | | | | | | | | | | | |
| Agree | 3 | 25% | | | | | | | | | | | | | | | | | | | |
| Uncertain | 0 | 0% | | | | | | | | | | | | | | | | | | | |
| Disagree | 0 | 0% | | | | | | | | | | | | | | | | | | | |
| Strongly Disagree | 0 | 0% | | | | | | | | | | | | | | | | | | | |

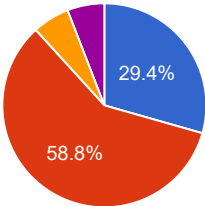
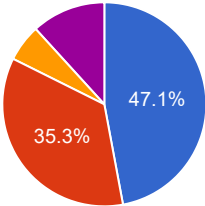
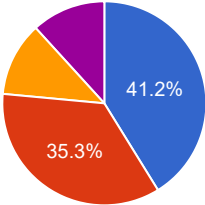
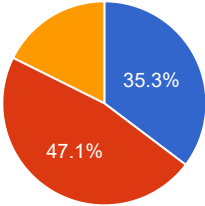
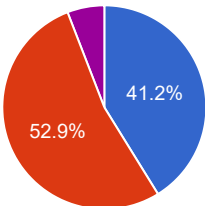
| 20 | I understood the lectures | <table border="1"> <thead> <tr> <th>Choice</th> <th>Number</th> <th>Percentage</th> </tr> </thead> <tbody> <tr> <td>Strongly Agree</td> <td>9</td> <td>75%</td> </tr> <tr> <td>Agree</td> <td>3</td> <td>25%</td> </tr> <tr> <td>Uncertain</td> <td>0</td> <td>0%</td> </tr> <tr> <td>Disagree</td> <td>0</td> <td>0%</td> </tr> <tr> <td>Strongly Disagree</td> <td>0</td> <td>0%</td> </tr> </tbody> </table> | Choice | Number | Percentage | Strongly Agree | 9 | 75% | Agree | 3 | 25% | Uncertain | 0 | 0% | Disagree | 0 | 0% | Strongly Disagree | 0 | 0% |  <p>● Stron... ● Agree</p> |
|-------------------|---|--|--------|--------|------------|----------------|----|--------|-------|---|--------|-----------|---|----|----------|---|----|-------------------|---|----|---|
| Choice | Number | Percentage | | | | | | | | | | | | | | | | | | | |
| Strongly Agree | 9 | 75% | | | | | | | | | | | | | | | | | | | |
| Agree | 3 | 25% | | | | | | | | | | | | | | | | | | | |
| Uncertain | 0 | 0% | | | | | | | | | | | | | | | | | | | |
| Disagree | 0 | 0% | | | | | | | | | | | | | | | | | | | |
| Strongly Disagree | 0 | 0% | | | | | | | | | | | | | | | | | | | |
| 21 | The material was well organized and presented | <table border="1"> <thead> <tr> <th>Choice</th> <th>Number</th> <th>Percentage</th> </tr> </thead> <tbody> <tr> <td>Strongly Agree</td> <td>9</td> <td>75%</td> </tr> <tr> <td>Agree</td> <td>3</td> <td>25%</td> </tr> <tr> <td>Uncertain</td> <td>0</td> <td>0%</td> </tr> <tr> <td>Disagree</td> <td>0</td> <td>0%</td> </tr> <tr> <td>Strongly Disagree</td> <td>0</td> <td>0%</td> </tr> </tbody> </table> | Choice | Number | Percentage | Strongly Agree | 9 | 75% | Agree | 3 | 25% | Uncertain | 0 | 0% | Disagree | 0 | 0% | Strongly Disagree | 0 | 0% |  <p>● Stron... ● Agree</p> |
| Choice | Number | Percentage | | | | | | | | | | | | | | | | | | | |
| Strongly Agree | 9 | 75% | | | | | | | | | | | | | | | | | | | |
| Agree | 3 | 25% | | | | | | | | | | | | | | | | | | | |
| Uncertain | 0 | 0% | | | | | | | | | | | | | | | | | | | |
| Disagree | 0 | 0% | | | | | | | | | | | | | | | | | | | |
| Strongly Disagree | 0 | 0% | | | | | | | | | | | | | | | | | | | |
| 22 | The instructor was responsive to student needs and problems | <table border="1"> <thead> <tr> <th>Choice</th> <th>Number</th> <th>Percentage</th> </tr> </thead> <tbody> <tr> <td>Strongly Agree</td> <td>10</td> <td>83.33%</td> </tr> <tr> <td>Agree</td> <td>2</td> <td>16.67%</td> </tr> <tr> <td>Uncertain</td> <td>0</td> <td>0%</td> </tr> <tr> <td>Disagree</td> <td>0</td> <td>0%</td> </tr> <tr> <td>Strongly Disagree</td> <td>0</td> <td>0%</td> </tr> </tbody> </table> | Choice | Number | Percentage | Strongly Agree | 10 | 83.33% | Agree | 2 | 16.67% | Uncertain | 0 | 0% | Disagree | 0 | 0% | Strongly Disagree | 0 | 0% |  <p>● Stron... ● Agree</p> |
| Choice | Number | Percentage | | | | | | | | | | | | | | | | | | | |
| Strongly Agree | 10 | 83.33% | | | | | | | | | | | | | | | | | | | |
| Agree | 2 | 16.67% | | | | | | | | | | | | | | | | | | | |
| Uncertain | 0 | 0% | | | | | | | | | | | | | | | | | | | |
| Disagree | 0 | 0% | | | | | | | | | | | | | | | | | | | |
| Strongly Disagree | 0 | 0% | | | | | | | | | | | | | | | | | | | |
| 23 | Had the instructor been regular throughout the course | <table border="1"> <thead> <tr> <th>Choice</th> <th>Number</th> <th>Percentage</th> </tr> </thead> <tbody> <tr> <td>Strongly Agree</td> <td>10</td> <td>83.33%</td> </tr> <tr> <td>Agree</td> <td>2</td> <td>16.67%</td> </tr> <tr> <td>Uncertain</td> <td>0</td> <td>0%</td> </tr> <tr> <td>Disagree</td> <td>0</td> <td>0%</td> </tr> <tr> <td>Strongly Disagree</td> <td>0</td> <td>0%</td> </tr> </tbody> </table> | Choice | Number | Percentage | Strongly Agree | 10 | 83.33% | Agree | 2 | 16.67% | Uncertain | 0 | 0% | Disagree | 0 | 0% | Strongly Disagree | 0 | 0% |  <p>● Stron... ● Agree</p> |
| Choice | Number | Percentage | | | | | | | | | | | | | | | | | | | |
| Strongly Agree | 10 | 83.33% | | | | | | | | | | | | | | | | | | | |
| Agree | 2 | 16.67% | | | | | | | | | | | | | | | | | | | |
| Uncertain | 0 | 0% | | | | | | | | | | | | | | | | | | | |
| Disagree | 0 | 0% | | | | | | | | | | | | | | | | | | | |
| Strongly Disagree | 0 | 0% | | | | | | | | | | | | | | | | | | | |
| 24 | The material in the tutorials was useful | <table border="1"> <thead> <tr> <th>Choice</th> <th>Number</th> <th>Percentage</th> </tr> </thead> <tbody> <tr> <td>Strongly Agree</td> <td>10</td> <td>83.33%</td> </tr> <tr> <td>Agree</td> <td>2</td> <td>16.67%</td> </tr> <tr> <td>Uncertain</td> <td>0</td> <td>0%</td> </tr> <tr> <td>Disagree</td> <td>0</td> <td>0%</td> </tr> <tr> <td>Strongly Disagree</td> <td>0</td> <td>0%</td> </tr> </tbody> </table> | Choice | Number | Percentage | Strongly Agree | 10 | 83.33% | Agree | 2 | 16.67% | Uncertain | 0 | 0% | Disagree | 0 | 0% | Strongly Disagree | 0 | 0% |  <p>● Stron... ● Agree</p> |
| Choice | Number | Percentage | | | | | | | | | | | | | | | | | | | |
| Strongly Agree | 10 | 83.33% | | | | | | | | | | | | | | | | | | | |
| Agree | 2 | 16.67% | | | | | | | | | | | | | | | | | | | |
| Uncertain | 0 | 0% | | | | | | | | | | | | | | | | | | | |
| Disagree | 0 | 0% | | | | | | | | | | | | | | | | | | | |
| Strongly Disagree | 0 | 0% | | | | | | | | | | | | | | | | | | | |

| 25 | I was happy with the amount of work needed for tutorials | <table border="1"> <thead> <tr> <th>Choice</th> <th>Number</th> <th>Percentage</th> </tr> </thead> <tbody> <tr> <td>Strongly Agree</td> <td>9</td> <td>75%</td> </tr> <tr> <td>Agree</td> <td>3</td> <td>25%</td> </tr> <tr> <td>Uncertain</td> <td>0</td> <td>0%</td> </tr> <tr> <td>Disagree</td> <td>0</td> <td>0%</td> </tr> <tr> <td>Strongly Disagree</td> <td>0</td> <td>0%</td> </tr> </tbody> </table> | Choice | Number | Percentage | Strongly Agree | 9 | 75% | Agree | 3 | 25% | Uncertain | 0 | 0% | Disagree | 0 | 0% | Strongly Disagree | 0 | 0% |  <p>● Stron... ● Agree</p> |
|-------------------|--|--|--------|--------|------------|----------------|----|--------|-------|---|--------|-----------|---|----|----------|---|----|-------------------|---|----|---|
| Choice | Number | Percentage | | | | | | | | | | | | | | | | | | | |
| Strongly Agree | 9 | 75% | | | | | | | | | | | | | | | | | | | |
| Agree | 3 | 25% | | | | | | | | | | | | | | | | | | | |
| Uncertain | 0 | 0% | | | | | | | | | | | | | | | | | | | |
| Disagree | 0 | 0% | | | | | | | | | | | | | | | | | | | |
| Strongly Disagree | 0 | 0% | | | | | | | | | | | | | | | | | | | |
| 26 | The tutor dealt effectively with my problems | <table border="1"> <thead> <tr> <th>Choice</th> <th>Number</th> <th>Percentage</th> </tr> </thead> <tbody> <tr> <td>Strongly Agree</td> <td>9</td> <td>75%</td> </tr> <tr> <td>Agree</td> <td>3</td> <td>25%</td> </tr> <tr> <td>Uncertain</td> <td>0</td> <td>0%</td> </tr> <tr> <td>Disagree</td> <td>0</td> <td>0%</td> </tr> <tr> <td>Strongly Disagree</td> <td>0</td> <td>0%</td> </tr> </tbody> </table> | Choice | Number | Percentage | Strongly Agree | 9 | 75% | Agree | 3 | 25% | Uncertain | 0 | 0% | Disagree | 0 | 0% | Strongly Disagree | 0 | 0% |  <p>● Stron... ● Agree</p> |
| Choice | Number | Percentage | | | | | | | | | | | | | | | | | | | |
| Strongly Agree | 9 | 75% | | | | | | | | | | | | | | | | | | | |
| Agree | 3 | 25% | | | | | | | | | | | | | | | | | | | |
| Uncertain | 0 | 0% | | | | | | | | | | | | | | | | | | | |
| Disagree | 0 | 0% | | | | | | | | | | | | | | | | | | | |
| Strongly Disagree | 0 | 0% | | | | | | | | | | | | | | | | | | | |
| 27 | The material in the practicals was useful | <table border="1"> <thead> <tr> <th>Choice</th> <th>Number</th> <th>Percentage</th> </tr> </thead> <tbody> <tr> <td>Strongly Agree</td> <td>10</td> <td>83.33%</td> </tr> <tr> <td>Agree</td> <td>2</td> <td>16.67%</td> </tr> <tr> <td>Uncertain</td> <td>0</td> <td>0%</td> </tr> <tr> <td>Disagree</td> <td>0</td> <td>0%</td> </tr> <tr> <td>Strongly Disagree</td> <td>0</td> <td>0%</td> </tr> </tbody> </table> | Choice | Number | Percentage | Strongly Agree | 10 | 83.33% | Agree | 2 | 16.67% | Uncertain | 0 | 0% | Disagree | 0 | 0% | Strongly Disagree | 0 | 0% |  <p>● Stron... ● Agree</p> |
| Choice | Number | Percentage | | | | | | | | | | | | | | | | | | | |
| Strongly Agree | 10 | 83.33% | | | | | | | | | | | | | | | | | | | |
| Agree | 2 | 16.67% | | | | | | | | | | | | | | | | | | | |
| Uncertain | 0 | 0% | | | | | | | | | | | | | | | | | | | |
| Disagree | 0 | 0% | | | | | | | | | | | | | | | | | | | |
| Strongly Disagree | 0 | 0% | | | | | | | | | | | | | | | | | | | |
| 28 | The demonstrators dealt effectively with my problems | <table border="1"> <thead> <tr> <th>Choice</th> <th>Number</th> <th>Percentage</th> </tr> </thead> <tbody> <tr> <td>Strongly Agree</td> <td>10</td> <td>83.33%</td> </tr> <tr> <td>Agree</td> <td>2</td> <td>16.67%</td> </tr> <tr> <td>Uncertain</td> <td>0</td> <td>0%</td> </tr> <tr> <td>Disagree</td> <td>0</td> <td>0%</td> </tr> <tr> <td>Strongly Disagree</td> <td>0</td> <td>0%</td> </tr> </tbody> </table> | Choice | Number | Percentage | Strongly Agree | 10 | 83.33% | Agree | 2 | 16.67% | Uncertain | 0 | 0% | Disagree | 0 | 0% | Strongly Disagree | 0 | 0% |  <p>● Stron... ● Agree</p> |
| Choice | Number | Percentage | | | | | | | | | | | | | | | | | | | |
| Strongly Agree | 10 | 83.33% | | | | | | | | | | | | | | | | | | | |
| Agree | 2 | 16.67% | | | | | | | | | | | | | | | | | | | |
| Uncertain | 0 | 0% | | | | | | | | | | | | | | | | | | | |
| Disagree | 0 | 0% | | | | | | | | | | | | | | | | | | | |
| Strongly Disagree | 0 | 0% | | | | | | | | | | | | | | | | | | | |
| 29 | The best features of the Course were | <p>ok Done ok good Satisfactory good Was groups function ok GOOD Good ok Good</p> | | | | | | | | | | | | | | | | | | | |

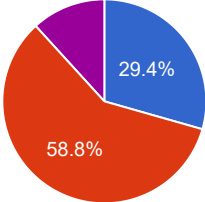
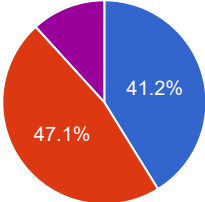
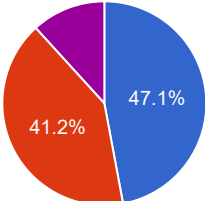
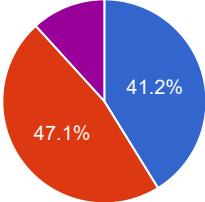
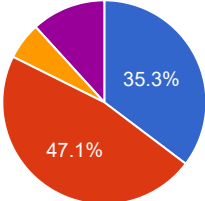
| | | |
|----|--|---|
| 30 | The Course could have been improved by | ok Good improvement ok ok Satisfactory good No comments ok GOOD Good Good |
| 31 | The University does not tolerate discrimination on any irrelevant distinction (e.g. race, age, gender) and is committed to work with diversity in a wholly positive way. Please indicate below anything in relation to this Course which may run counter to this objective | ok Very cooperative ok good ok Good Good |

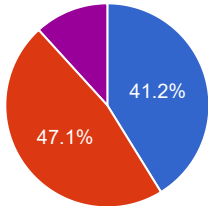
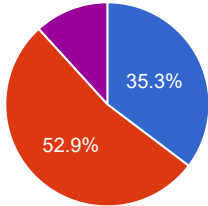
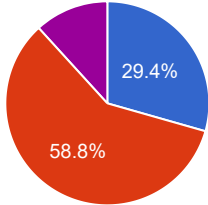
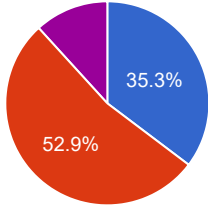
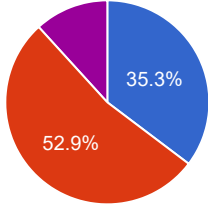
Course Evaluation - Program: 0222

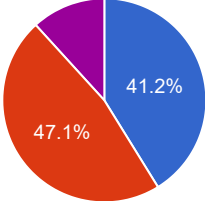
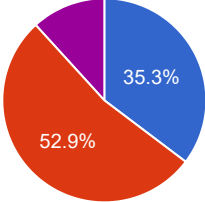
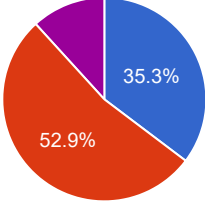
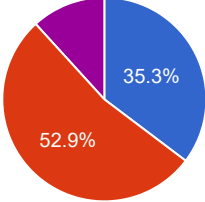
| Teacher Name: NADEEM AHMAD SHEIKH | | Course ID: MTS-517 Course Title: Rings & Fields | | | Session: 2018 Fall | | | | | | | | | | | | | | | | | | |
|-----------------------------------|--|--|--------|--------|--------------------|----------------|---|--------|-------|---|--------|-----------|---|--------|----------|---|----|-------------------|---|--------|--|--|--|
| Shift: After noon -- Section: | | Total Strength: 24 | | | Attempted: 17 | | | | | | | | | | | | | | | | | | |
| S.No | Question | Opinions | | | Chart | | | | | | | | | | | | | | | | | | |
| 1 | The course objectives were clear | <table border="1"> <thead> <tr> <th>Choice</th> <th>Number</th> <th>Percentage</th> </tr> </thead> <tbody> <tr> <td>Strongly Agree</td> <td>7</td> <td>41.18%</td> </tr> <tr> <td>Agree</td> <td>7</td> <td>41.18%</td> </tr> <tr> <td>Uncertain</td> <td>1</td> <td>5.88%</td> </tr> <tr> <td>Disagree</td> <td>0</td> <td>0%</td> </tr> <tr> <td>Strongly Disagree</td> <td>2</td> <td>11.76%</td> </tr> </tbody> </table> | Choice | Number | Percentage | Strongly Agree | 7 | 41.18% | Agree | 7 | 41.18% | Uncertain | 1 | 5.88% | Disagree | 0 | 0% | Strongly Disagree | 2 | 11.76% | | | |
| Choice | Number | Percentage | | | | | | | | | | | | | | | | | | | | | |
| Strongly Agree | 7 | 41.18% | | | | | | | | | | | | | | | | | | | | | |
| Agree | 7 | 41.18% | | | | | | | | | | | | | | | | | | | | | |
| Uncertain | 1 | 5.88% | | | | | | | | | | | | | | | | | | | | | |
| Disagree | 0 | 0% | | | | | | | | | | | | | | | | | | | | | |
| Strongly Disagree | 2 | 11.76% | | | | | | | | | | | | | | | | | | | | | |
| 2 | The Course workload was manageable | <table border="1"> <thead> <tr> <th>Choice</th> <th>Number</th> <th>Percentage</th> </tr> </thead> <tbody> <tr> <td>Strongly Agree</td> <td>6</td> <td>35.29%</td> </tr> <tr> <td>Agree</td> <td>9</td> <td>52.94%</td> </tr> <tr> <td>Uncertain</td> <td>1</td> <td>5.88%</td> </tr> <tr> <td>Disagree</td> <td>0</td> <td>0%</td> </tr> <tr> <td>Strongly Disagree</td> <td>1</td> <td>5.88%</td> </tr> </tbody> </table> | Choice | Number | Percentage | Strongly Agree | 6 | 35.29% | Agree | 9 | 52.94% | Uncertain | 1 | 5.88% | Disagree | 0 | 0% | Strongly Disagree | 1 | 5.88% | | | |
| Choice | Number | Percentage | | | | | | | | | | | | | | | | | | | | | |
| Strongly Agree | 6 | 35.29% | | | | | | | | | | | | | | | | | | | | | |
| Agree | 9 | 52.94% | | | | | | | | | | | | | | | | | | | | | |
| Uncertain | 1 | 5.88% | | | | | | | | | | | | | | | | | | | | | |
| Disagree | 0 | 0% | | | | | | | | | | | | | | | | | | | | | |
| Strongly Disagree | 1 | 5.88% | | | | | | | | | | | | | | | | | | | | | |
| 3 | The Course was well organized (e.g. timely access to materials, notification of changes, etc.) | <table border="1"> <thead> <tr> <th>Choice</th> <th>Number</th> <th>Percentage</th> </tr> </thead> <tbody> <tr> <td>Strongly Agree</td> <td>7</td> <td>41.18%</td> </tr> <tr> <td>Agree</td> <td>7</td> <td>41.18%</td> </tr> <tr> <td>Uncertain</td> <td>2</td> <td>11.76%</td> </tr> <tr> <td>Disagree</td> <td>0</td> <td>0%</td> </tr> <tr> <td>Strongly Disagree</td> <td>1</td> <td>5.88%</td> </tr> </tbody> </table> | Choice | Number | Percentage | Strongly Agree | 7 | 41.18% | Agree | 7 | 41.18% | Uncertain | 2 | 11.76% | Disagree | 0 | 0% | Strongly Disagree | 1 | 5.88% | | | |
| Choice | Number | Percentage | | | | | | | | | | | | | | | | | | | | | |
| Strongly Agree | 7 | 41.18% | | | | | | | | | | | | | | | | | | | | | |
| Agree | 7 | 41.18% | | | | | | | | | | | | | | | | | | | | | |
| Uncertain | 2 | 11.76% | | | | | | | | | | | | | | | | | | | | | |
| Disagree | 0 | 0% | | | | | | | | | | | | | | | | | | | | | |
| Strongly Disagree | 1 | 5.88% | | | | | | | | | | | | | | | | | | | | | |
| 4 | I participated actively in the Course | <table border="1"> <thead> <tr> <th>Choice</th> <th>Number</th> <th>Percentage</th> </tr> </thead> <tbody> <tr> <td>Strongly Agree</td> <td>8</td> <td>47.06%</td> </tr> <tr> <td>Agree</td> <td>7</td> <td>41.18%</td> </tr> <tr> <td>Uncertain</td> <td>2</td> <td>11.76%</td> </tr> <tr> <td>Disagree</td> <td>0</td> <td>0%</td> </tr> <tr> <td>Strongly Disagree</td> <td>0</td> <td>0%</td> </tr> </tbody> </table> | Choice | Number | Percentage | Strongly Agree | 8 | 47.06% | Agree | 7 | 41.18% | Uncertain | 2 | 11.76% | Disagree | 0 | 0% | Strongly Disagree | 0 | 0% | | | |
| Choice | Number | Percentage | | | | | | | | | | | | | | | | | | | | | |
| Strongly Agree | 8 | 47.06% | | | | | | | | | | | | | | | | | | | | | |
| Agree | 7 | 41.18% | | | | | | | | | | | | | | | | | | | | | |
| Uncertain | 2 | 11.76% | | | | | | | | | | | | | | | | | | | | | |
| Disagree | 0 | 0% | | | | | | | | | | | | | | | | | | | | | |
| Strongly Disagree | 0 | 0% | | | | | | | | | | | | | | | | | | | | | |

| 5 | I think I have made progress in this Course | <table border="1"> <thead> <tr> <th>Choice</th> <th>Number</th> <th>Percentage</th> </tr> </thead> <tbody> <tr> <td>Strongly Agree</td> <td>5</td> <td>29.41%</td> </tr> <tr> <td>Agree</td> <td>10</td> <td>58.82%</td> </tr> <tr> <td>Uncertain</td> <td>1</td> <td>5.88%</td> </tr> <tr> <td>Disagree</td> <td>0</td> <td>0%</td> </tr> <tr> <td>Strongly Disagree</td> <td>1</td> <td>5.88%</td> </tr> </tbody> </table> | Choice | Number | Percentage | Strongly Agree | 5 | 29.41% | Agree | 10 | 58.82% | Uncertain | 1 | 5.88% | Disagree | 0 | 0% | Strongly Disagree | 1 | 5.88% |  <ul style="list-style-type: none"> ● Stron... ● Agree ● Unce... ● Stron... |
|-------------------|---|---|--------|--------|------------|----------------|---|--------|-------|----|--------|-----------|---|--------|----------|---|----|-------------------|---|--------|---|
| Choice | Number | Percentage | | | | | | | | | | | | | | | | | | | |
| Strongly Agree | 5 | 29.41% | | | | | | | | | | | | | | | | | | | |
| Agree | 10 | 58.82% | | | | | | | | | | | | | | | | | | | |
| Uncertain | 1 | 5.88% | | | | | | | | | | | | | | | | | | | |
| Disagree | 0 | 0% | | | | | | | | | | | | | | | | | | | |
| Strongly Disagree | 1 | 5.88% | | | | | | | | | | | | | | | | | | | |
| 6 | I think the Course was well structured to achieve the learning outcomes (there was a good balance of lectures, tutorials, practical etc.) | <table border="1"> <thead> <tr> <th>Choice</th> <th>Number</th> <th>Percentage</th> </tr> </thead> <tbody> <tr> <td>Strongly Agree</td> <td>8</td> <td>47.06%</td> </tr> <tr> <td>Agree</td> <td>6</td> <td>35.29%</td> </tr> <tr> <td>Uncertain</td> <td>1</td> <td>5.88%</td> </tr> <tr> <td>Disagree</td> <td>0</td> <td>0%</td> </tr> <tr> <td>Strongly Disagree</td> <td>2</td> <td>11.76%</td> </tr> </tbody> </table> | Choice | Number | Percentage | Strongly Agree | 8 | 47.06% | Agree | 6 | 35.29% | Uncertain | 1 | 5.88% | Disagree | 0 | 0% | Strongly Disagree | 2 | 11.76% |  <ul style="list-style-type: none"> ● Stron... ● Agree ● Unce... ● Stron... |
| Choice | Number | Percentage | | | | | | | | | | | | | | | | | | | |
| Strongly Agree | 8 | 47.06% | | | | | | | | | | | | | | | | | | | |
| Agree | 6 | 35.29% | | | | | | | | | | | | | | | | | | | |
| Uncertain | 1 | 5.88% | | | | | | | | | | | | | | | | | | | |
| Disagree | 0 | 0% | | | | | | | | | | | | | | | | | | | |
| Strongly Disagree | 2 | 11.76% | | | | | | | | | | | | | | | | | | | |
| 7 | The learning and teaching methods encouraged participation | <table border="1"> <thead> <tr> <th>Choice</th> <th>Number</th> <th>Percentage</th> </tr> </thead> <tbody> <tr> <td>Strongly Agree</td> <td>7</td> <td>41.18%</td> </tr> <tr> <td>Agree</td> <td>6</td> <td>35.29%</td> </tr> <tr> <td>Uncertain</td> <td>2</td> <td>11.76%</td> </tr> <tr> <td>Disagree</td> <td>0</td> <td>0%</td> </tr> <tr> <td>Strongly Disagree</td> <td>2</td> <td>11.76%</td> </tr> </tbody> </table> | Choice | Number | Percentage | Strongly Agree | 7 | 41.18% | Agree | 6 | 35.29% | Uncertain | 2 | 11.76% | Disagree | 0 | 0% | Strongly Disagree | 2 | 11.76% |  <ul style="list-style-type: none"> ● Stron... ● Agree ● Unce... ● Stron... |
| Choice | Number | Percentage | | | | | | | | | | | | | | | | | | | |
| Strongly Agree | 7 | 41.18% | | | | | | | | | | | | | | | | | | | |
| Agree | 6 | 35.29% | | | | | | | | | | | | | | | | | | | |
| Uncertain | 2 | 11.76% | | | | | | | | | | | | | | | | | | | |
| Disagree | 0 | 0% | | | | | | | | | | | | | | | | | | | |
| Strongly Disagree | 2 | 11.76% | | | | | | | | | | | | | | | | | | | |
| 8 | The overall environment in the class was conducive to learning | <table border="1"> <thead> <tr> <th>Choice</th> <th>Number</th> <th>Percentage</th> </tr> </thead> <tbody> <tr> <td>Strongly Agree</td> <td>6</td> <td>35.29%</td> </tr> <tr> <td>Agree</td> <td>8</td> <td>47.06%</td> </tr> <tr> <td>Uncertain</td> <td>3</td> <td>17.65%</td> </tr> <tr> <td>Disagree</td> <td>0</td> <td>0%</td> </tr> <tr> <td>Strongly Disagree</td> <td>0</td> <td>0%</td> </tr> </tbody> </table> | Choice | Number | Percentage | Strongly Agree | 6 | 35.29% | Agree | 8 | 47.06% | Uncertain | 3 | 17.65% | Disagree | 0 | 0% | Strongly Disagree | 0 | 0% |  <ul style="list-style-type: none"> ● Stron... ● Agree ● Unce... |
| Choice | Number | Percentage | | | | | | | | | | | | | | | | | | | |
| Strongly Agree | 6 | 35.29% | | | | | | | | | | | | | | | | | | | |
| Agree | 8 | 47.06% | | | | | | | | | | | | | | | | | | | |
| Uncertain | 3 | 17.65% | | | | | | | | | | | | | | | | | | | |
| Disagree | 0 | 0% | | | | | | | | | | | | | | | | | | | |
| Strongly Disagree | 0 | 0% | | | | | | | | | | | | | | | | | | | |
| 9 | Classrooms were satisfactory | <table border="1"> <thead> <tr> <th>Choice</th> <th>Number</th> <th>Percentage</th> </tr> </thead> <tbody> <tr> <td>Strongly Agree</td> <td>7</td> <td>41.18%</td> </tr> <tr> <td>Agree</td> <td>9</td> <td>52.94%</td> </tr> <tr> <td>Uncertain</td> <td>0</td> <td>0%</td> </tr> <tr> <td>Disagree</td> <td>0</td> <td>0%</td> </tr> <tr> <td>Strongly Disagree</td> <td>1</td> <td>5.88%</td> </tr> </tbody> </table> | Choice | Number | Percentage | Strongly Agree | 7 | 41.18% | Agree | 9 | 52.94% | Uncertain | 0 | 0% | Disagree | 0 | 0% | Strongly Disagree | 1 | 5.88% |  <ul style="list-style-type: none"> ● Stron... ● Agree ● Stron... |
| Choice | Number | Percentage | | | | | | | | | | | | | | | | | | | |
| Strongly Agree | 7 | 41.18% | | | | | | | | | | | | | | | | | | | |
| Agree | 9 | 52.94% | | | | | | | | | | | | | | | | | | | |
| Uncertain | 0 | 0% | | | | | | | | | | | | | | | | | | | |
| Disagree | 0 | 0% | | | | | | | | | | | | | | | | | | | |
| Strongly Disagree | 1 | 5.88% | | | | | | | | | | | | | | | | | | | |

| 10 | Learning materials (Lesson Plans, Course Notes etc.) were relevant and useful | <table border="1"> <thead> <tr> <th>Choice</th> <th>Number</th> <th>Percentage</th> </tr> </thead> <tbody> <tr> <td>Strongly Agree</td> <td>8</td> <td>47.06%</td> </tr> <tr> <td>Agree</td> <td>6</td> <td>35.29%</td> </tr> <tr> <td>Uncertain</td> <td>1</td> <td>5.88%</td> </tr> <tr> <td>Disagree</td> <td>0</td> <td>0%</td> </tr> <tr> <td>Strongly Disagree</td> <td>2</td> <td>11.76%</td> </tr> </tbody> </table> | Choice | Number | Percentage | Strongly Agree | 8 | 47.06% | Agree | 6 | 35.29% | Uncertain | 1 | 5.88% | Disagree | 0 | 0% | Strongly Disagree | 2 | 11.76% | <p>Legend: Strongly Agree (Blue), Agree (Red), Uncertain (Yellow), Disagree (Green), Strongly Disagree (Purple)</p> |
|-------------------|--|--|--------|--------|------------|----------------|---|--------|-------|---|--------|-----------|---|-------|----------|---|----|-------------------|---|--------|---|
| Choice | Number | Percentage | | | | | | | | | | | | | | | | | | | |
| Strongly Agree | 8 | 47.06% | | | | | | | | | | | | | | | | | | | |
| Agree | 6 | 35.29% | | | | | | | | | | | | | | | | | | | |
| Uncertain | 1 | 5.88% | | | | | | | | | | | | | | | | | | | |
| Disagree | 0 | 0% | | | | | | | | | | | | | | | | | | | |
| Strongly Disagree | 2 | 11.76% | | | | | | | | | | | | | | | | | | | |
| 11 | Recommended reading Books etc. were relevant and appropriate | <table border="1"> <thead> <tr> <th>Choice</th> <th>Number</th> <th>Percentage</th> </tr> </thead> <tbody> <tr> <td>Strongly Agree</td> <td>6</td> <td>35.29%</td> </tr> <tr> <td>Agree</td> <td>8</td> <td>47.06%</td> </tr> <tr> <td>Uncertain</td> <td>1</td> <td>5.88%</td> </tr> <tr> <td>Disagree</td> <td>0</td> <td>0%</td> </tr> <tr> <td>Strongly Disagree</td> <td>2</td> <td>11.76%</td> </tr> </tbody> </table> | Choice | Number | Percentage | Strongly Agree | 6 | 35.29% | Agree | 8 | 47.06% | Uncertain | 1 | 5.88% | Disagree | 0 | 0% | Strongly Disagree | 2 | 11.76% | <p>Legend: Strongly Agree (Blue), Agree (Red), Uncertain (Yellow), Disagree (Green), Strongly Disagree (Purple)</p> |
| Choice | Number | Percentage | | | | | | | | | | | | | | | | | | | |
| Strongly Agree | 6 | 35.29% | | | | | | | | | | | | | | | | | | | |
| Agree | 8 | 47.06% | | | | | | | | | | | | | | | | | | | |
| Uncertain | 1 | 5.88% | | | | | | | | | | | | | | | | | | | |
| Disagree | 0 | 0% | | | | | | | | | | | | | | | | | | | |
| Strongly Disagree | 2 | 11.76% | | | | | | | | | | | | | | | | | | | |
| 12 | The provision of learning resources in the library was adequate and appropriate | <table border="1"> <thead> <tr> <th>Choice</th> <th>Number</th> <th>Percentage</th> </tr> </thead> <tbody> <tr> <td>Strongly Agree</td> <td>6</td> <td>35.29%</td> </tr> <tr> <td>Agree</td> <td>9</td> <td>52.94%</td> </tr> <tr> <td>Uncertain</td> <td>1</td> <td>5.88%</td> </tr> <tr> <td>Disagree</td> <td>0</td> <td>0%</td> </tr> <tr> <td>Strongly Disagree</td> <td>1</td> <td>5.88%</td> </tr> </tbody> </table> | Choice | Number | Percentage | Strongly Agree | 6 | 35.29% | Agree | 9 | 52.94% | Uncertain | 1 | 5.88% | Disagree | 0 | 0% | Strongly Disagree | 1 | 5.88% | <p>Legend: Strongly Agree (Blue), Agree (Red), Uncertain (Yellow), Disagree (Green), Strongly Disagree (Purple)</p> |
| Choice | Number | Percentage | | | | | | | | | | | | | | | | | | | |
| Strongly Agree | 6 | 35.29% | | | | | | | | | | | | | | | | | | | |
| Agree | 9 | 52.94% | | | | | | | | | | | | | | | | | | | |
| Uncertain | 1 | 5.88% | | | | | | | | | | | | | | | | | | | |
| Disagree | 0 | 0% | | | | | | | | | | | | | | | | | | | |
| Strongly Disagree | 1 | 5.88% | | | | | | | | | | | | | | | | | | | |
| 13 | The provision of learning resources on the Web was adequate and appropriate (if relevant) | <table border="1"> <thead> <tr> <th>Choice</th> <th>Number</th> <th>Percentage</th> </tr> </thead> <tbody> <tr> <td>Strongly Agree</td> <td>8</td> <td>47.06%</td> </tr> <tr> <td>Agree</td> <td>7</td> <td>41.18%</td> </tr> <tr> <td>Uncertain</td> <td>1</td> <td>5.88%</td> </tr> <tr> <td>Disagree</td> <td>0</td> <td>0%</td> </tr> <tr> <td>Strongly Disagree</td> <td>1</td> <td>5.88%</td> </tr> </tbody> </table> | Choice | Number | Percentage | Strongly Agree | 8 | 47.06% | Agree | 7 | 41.18% | Uncertain | 1 | 5.88% | Disagree | 0 | 0% | Strongly Disagree | 1 | 5.88% | <p>Legend: Strongly Agree (Blue), Agree (Red), Uncertain (Yellow), Disagree (Green), Strongly Disagree (Purple)</p> |
| Choice | Number | Percentage | | | | | | | | | | | | | | | | | | | |
| Strongly Agree | 8 | 47.06% | | | | | | | | | | | | | | | | | | | |
| Agree | 7 | 41.18% | | | | | | | | | | | | | | | | | | | |
| Uncertain | 1 | 5.88% | | | | | | | | | | | | | | | | | | | |
| Disagree | 0 | 0% | | | | | | | | | | | | | | | | | | | |
| Strongly Disagree | 1 | 5.88% | | | | | | | | | | | | | | | | | | | |
| 14 | The Course stimulated my interest and thought on the subject area | <table border="1"> <thead> <tr> <th>Choice</th> <th>Number</th> <th>Percentage</th> </tr> </thead> <tbody> <tr> <td>Strongly Agree</td> <td>8</td> <td>47.06%</td> </tr> <tr> <td>Agree</td> <td>7</td> <td>41.18%</td> </tr> <tr> <td>Uncertain</td> <td>0</td> <td>0%</td> </tr> <tr> <td>Disagree</td> <td>0</td> <td>0%</td> </tr> <tr> <td>Strongly Disagree</td> <td>2</td> <td>11.76%</td> </tr> </tbody> </table> | Choice | Number | Percentage | Strongly Agree | 8 | 47.06% | Agree | 7 | 41.18% | Uncertain | 0 | 0% | Disagree | 0 | 0% | Strongly Disagree | 2 | 11.76% | <p>Legend: Strongly Agree (Blue), Agree (Red), Uncertain (Yellow), Disagree (Green), Strongly Disagree (Purple)</p> |
| Choice | Number | Percentage | | | | | | | | | | | | | | | | | | | |
| Strongly Agree | 8 | 47.06% | | | | | | | | | | | | | | | | | | | |
| Agree | 7 | 41.18% | | | | | | | | | | | | | | | | | | | |
| Uncertain | 0 | 0% | | | | | | | | | | | | | | | | | | | |
| Disagree | 0 | 0% | | | | | | | | | | | | | | | | | | | |
| Strongly Disagree | 2 | 11.76% | | | | | | | | | | | | | | | | | | | |

| 15 | The pace of the Course was appropriate | <table border="1"> <thead> <tr> <th>Choice</th> <th>Number</th> <th>Percentage</th> </tr> </thead> <tbody> <tr> <td>Strongly Agree</td> <td>5</td> <td>29.41%</td> </tr> <tr> <td>Agree</td> <td>10</td> <td>58.82%</td> </tr> <tr> <td>Uncertain</td> <td>0</td> <td>0%</td> </tr> <tr> <td>Disagree</td> <td>0</td> <td>0%</td> </tr> <tr> <td>Strongly Disagree</td> <td>2</td> <td>11.76%</td> </tr> </tbody> </table> | Choice | Number | Percentage | Strongly Agree | 5 | 29.41% | Agree | 10 | 58.82% | Uncertain | 0 | 0% | Disagree | 0 | 0% | Strongly Disagree | 2 | 11.76% |  <p> ● Stron... ● Agree ● Stron... </p> |
|-------------------|---|--|--------|--------|------------|----------------|---|--------|-------|----|--------|-----------|---|-------|----------|---|----|-------------------|---|--------|--|
| Choice | Number | Percentage | | | | | | | | | | | | | | | | | | | |
| Strongly Agree | 5 | 29.41% | | | | | | | | | | | | | | | | | | | |
| Agree | 10 | 58.82% | | | | | | | | | | | | | | | | | | | |
| Uncertain | 0 | 0% | | | | | | | | | | | | | | | | | | | |
| Disagree | 0 | 0% | | | | | | | | | | | | | | | | | | | |
| Strongly Disagree | 2 | 11.76% | | | | | | | | | | | | | | | | | | | |
| 16 | Ideas and concepts were presented clearly | <table border="1"> <thead> <tr> <th>Choice</th> <th>Number</th> <th>Percentage</th> </tr> </thead> <tbody> <tr> <td>Strongly Agree</td> <td>7</td> <td>41.18%</td> </tr> <tr> <td>Agree</td> <td>8</td> <td>47.06%</td> </tr> <tr> <td>Uncertain</td> <td>0</td> <td>0%</td> </tr> <tr> <td>Disagree</td> <td>0</td> <td>0%</td> </tr> <tr> <td>Strongly Disagree</td> <td>2</td> <td>11.76%</td> </tr> </tbody> </table> | Choice | Number | Percentage | Strongly Agree | 7 | 41.18% | Agree | 8 | 47.06% | Uncertain | 0 | 0% | Disagree | 0 | 0% | Strongly Disagree | 2 | 11.76% |  <p> ● Stron... ● Agree ● Stron... </p> |
| Choice | Number | Percentage | | | | | | | | | | | | | | | | | | | |
| Strongly Agree | 7 | 41.18% | | | | | | | | | | | | | | | | | | | |
| Agree | 8 | 47.06% | | | | | | | | | | | | | | | | | | | |
| Uncertain | 0 | 0% | | | | | | | | | | | | | | | | | | | |
| Disagree | 0 | 0% | | | | | | | | | | | | | | | | | | | |
| Strongly Disagree | 2 | 11.76% | | | | | | | | | | | | | | | | | | | |
| 17 | The method of assessment were reasonable | <table border="1"> <thead> <tr> <th>Choice</th> <th>Number</th> <th>Percentage</th> </tr> </thead> <tbody> <tr> <td>Strongly Agree</td> <td>8</td> <td>47.06%</td> </tr> <tr> <td>Agree</td> <td>7</td> <td>41.18%</td> </tr> <tr> <td>Uncertain</td> <td>0</td> <td>0%</td> </tr> <tr> <td>Disagree</td> <td>0</td> <td>0%</td> </tr> <tr> <td>Strongly Disagree</td> <td>2</td> <td>11.76%</td> </tr> </tbody> </table> | Choice | Number | Percentage | Strongly Agree | 8 | 47.06% | Agree | 7 | 41.18% | Uncertain | 0 | 0% | Disagree | 0 | 0% | Strongly Disagree | 2 | 11.76% |  <p> ● Stron... ● Agree ● Stron... </p> |
| Choice | Number | Percentage | | | | | | | | | | | | | | | | | | | |
| Strongly Agree | 8 | 47.06% | | | | | | | | | | | | | | | | | | | |
| Agree | 7 | 41.18% | | | | | | | | | | | | | | | | | | | |
| Uncertain | 0 | 0% | | | | | | | | | | | | | | | | | | | |
| Disagree | 0 | 0% | | | | | | | | | | | | | | | | | | | |
| Strongly Disagree | 2 | 11.76% | | | | | | | | | | | | | | | | | | | |
| 18 | Feedback on assessment was timely | <table border="1"> <thead> <tr> <th>Choice</th> <th>Number</th> <th>Percentage</th> </tr> </thead> <tbody> <tr> <td>Strongly Agree</td> <td>7</td> <td>41.18%</td> </tr> <tr> <td>Agree</td> <td>8</td> <td>47.06%</td> </tr> <tr> <td>Uncertain</td> <td>0</td> <td>0%</td> </tr> <tr> <td>Disagree</td> <td>0</td> <td>0%</td> </tr> <tr> <td>Strongly Disagree</td> <td>2</td> <td>11.76%</td> </tr> </tbody> </table> | Choice | Number | Percentage | Strongly Agree | 7 | 41.18% | Agree | 8 | 47.06% | Uncertain | 0 | 0% | Disagree | 0 | 0% | Strongly Disagree | 2 | 11.76% |  <p> ● Stron... ● Agree ● Stron... </p> |
| Choice | Number | Percentage | | | | | | | | | | | | | | | | | | | |
| Strongly Agree | 7 | 41.18% | | | | | | | | | | | | | | | | | | | |
| Agree | 8 | 47.06% | | | | | | | | | | | | | | | | | | | |
| Uncertain | 0 | 0% | | | | | | | | | | | | | | | | | | | |
| Disagree | 0 | 0% | | | | | | | | | | | | | | | | | | | |
| Strongly Disagree | 2 | 11.76% | | | | | | | | | | | | | | | | | | | |
| 19 | Feedback on assessment was helpful | <table border="1"> <thead> <tr> <th>Choice</th> <th>Number</th> <th>Percentage</th> </tr> </thead> <tbody> <tr> <td>Strongly Agree</td> <td>6</td> <td>35.29%</td> </tr> <tr> <td>Agree</td> <td>8</td> <td>47.06%</td> </tr> <tr> <td>Uncertain</td> <td>1</td> <td>5.88%</td> </tr> <tr> <td>Disagree</td> <td>0</td> <td>0%</td> </tr> <tr> <td>Strongly Disagree</td> <td>2</td> <td>11.76%</td> </tr> </tbody> </table> | Choice | Number | Percentage | Strongly Agree | 6 | 35.29% | Agree | 8 | 47.06% | Uncertain | 1 | 5.88% | Disagree | 0 | 0% | Strongly Disagree | 2 | 11.76% |  <p> ● Stron... ● Agree ● Unce... ● Stron... </p> |
| Choice | Number | Percentage | | | | | | | | | | | | | | | | | | | |
| Strongly Agree | 6 | 35.29% | | | | | | | | | | | | | | | | | | | |
| Agree | 8 | 47.06% | | | | | | | | | | | | | | | | | | | |
| Uncertain | 1 | 5.88% | | | | | | | | | | | | | | | | | | | |
| Disagree | 0 | 0% | | | | | | | | | | | | | | | | | | | |
| Strongly Disagree | 2 | 11.76% | | | | | | | | | | | | | | | | | | | |

| 20 | I understood the lectures | <table border="1"> <thead> <tr> <th>Choice</th> <th>Number</th> <th>Percentage</th> </tr> </thead> <tbody> <tr> <td>Strongly Agree</td> <td>7</td> <td>41.18%</td> </tr> <tr> <td>Agree</td> <td>8</td> <td>47.06%</td> </tr> <tr> <td>Uncertain</td> <td>0</td> <td>0%</td> </tr> <tr> <td>Disagree</td> <td>0</td> <td>0%</td> </tr> <tr> <td>Strongly Disagree</td> <td>2</td> <td>11.76%</td> </tr> </tbody> </table> | Choice | Number | Percentage | Strongly Agree | 7 | 41.18% | Agree | 8 | 47.06% | Uncertain | 0 | 0% | Disagree | 0 | 0% | Strongly Disagree | 2 | 11.76% |  <ul style="list-style-type: none"> ● Stron... ● Agree ● Stron... |
|-------------------|---|--|--------|--------|------------|----------------|---|--------|-------|----|--------|-----------|---|----|----------|---|----|-------------------|---|--------|---|
| Choice | Number | Percentage | | | | | | | | | | | | | | | | | | | |
| Strongly Agree | 7 | 41.18% | | | | | | | | | | | | | | | | | | | |
| Agree | 8 | 47.06% | | | | | | | | | | | | | | | | | | | |
| Uncertain | 0 | 0% | | | | | | | | | | | | | | | | | | | |
| Disagree | 0 | 0% | | | | | | | | | | | | | | | | | | | |
| Strongly Disagree | 2 | 11.76% | | | | | | | | | | | | | | | | | | | |
| 21 | The material was well organized and presented | <table border="1"> <thead> <tr> <th>Choice</th> <th>Number</th> <th>Percentage</th> </tr> </thead> <tbody> <tr> <td>Strongly Agree</td> <td>6</td> <td>35.29%</td> </tr> <tr> <td>Agree</td> <td>9</td> <td>52.94%</td> </tr> <tr> <td>Uncertain</td> <td>0</td> <td>0%</td> </tr> <tr> <td>Disagree</td> <td>0</td> <td>0%</td> </tr> <tr> <td>Strongly Disagree</td> <td>2</td> <td>11.76%</td> </tr> </tbody> </table> | Choice | Number | Percentage | Strongly Agree | 6 | 35.29% | Agree | 9 | 52.94% | Uncertain | 0 | 0% | Disagree | 0 | 0% | Strongly Disagree | 2 | 11.76% |  <ul style="list-style-type: none"> ● Stron... ● Agree ● Stron... |
| Choice | Number | Percentage | | | | | | | | | | | | | | | | | | | |
| Strongly Agree | 6 | 35.29% | | | | | | | | | | | | | | | | | | | |
| Agree | 9 | 52.94% | | | | | | | | | | | | | | | | | | | |
| Uncertain | 0 | 0% | | | | | | | | | | | | | | | | | | | |
| Disagree | 0 | 0% | | | | | | | | | | | | | | | | | | | |
| Strongly Disagree | 2 | 11.76% | | | | | | | | | | | | | | | | | | | |
| 22 | The instructor was responsive to student needs and problems | <table border="1"> <thead> <tr> <th>Choice</th> <th>Number</th> <th>Percentage</th> </tr> </thead> <tbody> <tr> <td>Strongly Agree</td> <td>5</td> <td>29.41%</td> </tr> <tr> <td>Agree</td> <td>10</td> <td>58.82%</td> </tr> <tr> <td>Uncertain</td> <td>0</td> <td>0%</td> </tr> <tr> <td>Disagree</td> <td>0</td> <td>0%</td> </tr> <tr> <td>Strongly Disagree</td> <td>2</td> <td>11.76%</td> </tr> </tbody> </table> | Choice | Number | Percentage | Strongly Agree | 5 | 29.41% | Agree | 10 | 58.82% | Uncertain | 0 | 0% | Disagree | 0 | 0% | Strongly Disagree | 2 | 11.76% |  <ul style="list-style-type: none"> ● Stron... ● Agree ● Stron... |
| Choice | Number | Percentage | | | | | | | | | | | | | | | | | | | |
| Strongly Agree | 5 | 29.41% | | | | | | | | | | | | | | | | | | | |
| Agree | 10 | 58.82% | | | | | | | | | | | | | | | | | | | |
| Uncertain | 0 | 0% | | | | | | | | | | | | | | | | | | | |
| Disagree | 0 | 0% | | | | | | | | | | | | | | | | | | | |
| Strongly Disagree | 2 | 11.76% | | | | | | | | | | | | | | | | | | | |
| 23 | Had the instructor been regular throughout the course | <table border="1"> <thead> <tr> <th>Choice</th> <th>Number</th> <th>Percentage</th> </tr> </thead> <tbody> <tr> <td>Strongly Agree</td> <td>6</td> <td>35.29%</td> </tr> <tr> <td>Agree</td> <td>9</td> <td>52.94%</td> </tr> <tr> <td>Uncertain</td> <td>0</td> <td>0%</td> </tr> <tr> <td>Disagree</td> <td>0</td> <td>0%</td> </tr> <tr> <td>Strongly Disagree</td> <td>2</td> <td>11.76%</td> </tr> </tbody> </table> | Choice | Number | Percentage | Strongly Agree | 6 | 35.29% | Agree | 9 | 52.94% | Uncertain | 0 | 0% | Disagree | 0 | 0% | Strongly Disagree | 2 | 11.76% |  <ul style="list-style-type: none"> ● Stron... ● Agree ● Stron... |
| Choice | Number | Percentage | | | | | | | | | | | | | | | | | | | |
| Strongly Agree | 6 | 35.29% | | | | | | | | | | | | | | | | | | | |
| Agree | 9 | 52.94% | | | | | | | | | | | | | | | | | | | |
| Uncertain | 0 | 0% | | | | | | | | | | | | | | | | | | | |
| Disagree | 0 | 0% | | | | | | | | | | | | | | | | | | | |
| Strongly Disagree | 2 | 11.76% | | | | | | | | | | | | | | | | | | | |
| 24 | The material in the tutorials was useful | <table border="1"> <thead> <tr> <th>Choice</th> <th>Number</th> <th>Percentage</th> </tr> </thead> <tbody> <tr> <td>Strongly Agree</td> <td>6</td> <td>35.29%</td> </tr> <tr> <td>Agree</td> <td>9</td> <td>52.94%</td> </tr> <tr> <td>Uncertain</td> <td>0</td> <td>0%</td> </tr> <tr> <td>Disagree</td> <td>0</td> <td>0%</td> </tr> <tr> <td>Strongly Disagree</td> <td>2</td> <td>11.76%</td> </tr> </tbody> </table> | Choice | Number | Percentage | Strongly Agree | 6 | 35.29% | Agree | 9 | 52.94% | Uncertain | 0 | 0% | Disagree | 0 | 0% | Strongly Disagree | 2 | 11.76% |  <ul style="list-style-type: none"> ● Stron... ● Agree ● Stron... |
| Choice | Number | Percentage | | | | | | | | | | | | | | | | | | | |
| Strongly Agree | 6 | 35.29% | | | | | | | | | | | | | | | | | | | |
| Agree | 9 | 52.94% | | | | | | | | | | | | | | | | | | | |
| Uncertain | 0 | 0% | | | | | | | | | | | | | | | | | | | |
| Disagree | 0 | 0% | | | | | | | | | | | | | | | | | | | |
| Strongly Disagree | 2 | 11.76% | | | | | | | | | | | | | | | | | | | |

| 25 | I was happy with the amount of work needed for tutorials | <table border="1"> <thead> <tr> <th>Choice</th> <th>Number</th> <th>Percentage</th> </tr> </thead> <tbody> <tr> <td>Strongly Agree</td> <td>7</td> <td>41.18%</td> </tr> <tr> <td>Agree</td> <td>8</td> <td>47.06%</td> </tr> <tr> <td>Uncertain</td> <td>0</td> <td>0%</td> </tr> <tr> <td>Disagree</td> <td>0</td> <td>0%</td> </tr> <tr> <td>Strongly Disagree</td> <td>2</td> <td>11.76%</td> </tr> </tbody> </table> | Choice | Number | Percentage | Strongly Agree | 7 | 41.18% | Agree | 8 | 47.06% | Uncertain | 0 | 0% | Disagree | 0 | 0% | Strongly Disagree | 2 | 11.76% |  <p> ● Stron... ● Agree ● Stron... </p> |
|-------------------|--|---|--------|--------|------------|----------------|---|--------|-------|---|--------|-----------|---|----|----------|---|----|-------------------|---|--------|---|
| Choice | Number | Percentage | | | | | | | | | | | | | | | | | | | |
| Strongly Agree | 7 | 41.18% | | | | | | | | | | | | | | | | | | | |
| Agree | 8 | 47.06% | | | | | | | | | | | | | | | | | | | |
| Uncertain | 0 | 0% | | | | | | | | | | | | | | | | | | | |
| Disagree | 0 | 0% | | | | | | | | | | | | | | | | | | | |
| Strongly Disagree | 2 | 11.76% | | | | | | | | | | | | | | | | | | | |
| 26 | The tutor dealt effectively with my problems | <table border="1"> <thead> <tr> <th>Choice</th> <th>Number</th> <th>Percentage</th> </tr> </thead> <tbody> <tr> <td>Strongly Agree</td> <td>6</td> <td>35.29%</td> </tr> <tr> <td>Agree</td> <td>9</td> <td>52.94%</td> </tr> <tr> <td>Uncertain</td> <td>0</td> <td>0%</td> </tr> <tr> <td>Disagree</td> <td>0</td> <td>0%</td> </tr> <tr> <td>Strongly Disagree</td> <td>2</td> <td>11.76%</td> </tr> </tbody> </table> | Choice | Number | Percentage | Strongly Agree | 6 | 35.29% | Agree | 9 | 52.94% | Uncertain | 0 | 0% | Disagree | 0 | 0% | Strongly Disagree | 2 | 11.76% |  <p> ● Stron... ● Agree ● Stron... </p> |
| Choice | Number | Percentage | | | | | | | | | | | | | | | | | | | |
| Strongly Agree | 6 | 35.29% | | | | | | | | | | | | | | | | | | | |
| Agree | 9 | 52.94% | | | | | | | | | | | | | | | | | | | |
| Uncertain | 0 | 0% | | | | | | | | | | | | | | | | | | | |
| Disagree | 0 | 0% | | | | | | | | | | | | | | | | | | | |
| Strongly Disagree | 2 | 11.76% | | | | | | | | | | | | | | | | | | | |
| 27 | The material in the practicals was useful | <table border="1"> <thead> <tr> <th>Choice</th> <th>Number</th> <th>Percentage</th> </tr> </thead> <tbody> <tr> <td>Strongly Agree</td> <td>6</td> <td>35.29%</td> </tr> <tr> <td>Agree</td> <td>9</td> <td>52.94%</td> </tr> <tr> <td>Uncertain</td> <td>0</td> <td>0%</td> </tr> <tr> <td>Disagree</td> <td>0</td> <td>0%</td> </tr> <tr> <td>Strongly Disagree</td> <td>2</td> <td>11.76%</td> </tr> </tbody> </table> | Choice | Number | Percentage | Strongly Agree | 6 | 35.29% | Agree | 9 | 52.94% | Uncertain | 0 | 0% | Disagree | 0 | 0% | Strongly Disagree | 2 | 11.76% |  <p> ● Stron... ● Agree ● Stron... </p> |
| Choice | Number | Percentage | | | | | | | | | | | | | | | | | | | |
| Strongly Agree | 6 | 35.29% | | | | | | | | | | | | | | | | | | | |
| Agree | 9 | 52.94% | | | | | | | | | | | | | | | | | | | |
| Uncertain | 0 | 0% | | | | | | | | | | | | | | | | | | | |
| Disagree | 0 | 0% | | | | | | | | | | | | | | | | | | | |
| Strongly Disagree | 2 | 11.76% | | | | | | | | | | | | | | | | | | | |
| 28 | The demonstrators dealt effectively with my problems | <table border="1"> <thead> <tr> <th>Choice</th> <th>Number</th> <th>Percentage</th> </tr> </thead> <tbody> <tr> <td>Strongly Agree</td> <td>6</td> <td>35.29%</td> </tr> <tr> <td>Agree</td> <td>9</td> <td>52.94%</td> </tr> <tr> <td>Uncertain</td> <td>0</td> <td>0%</td> </tr> <tr> <td>Disagree</td> <td>0</td> <td>0%</td> </tr> <tr> <td>Strongly Disagree</td> <td>2</td> <td>11.76%</td> </tr> </tbody> </table> | Choice | Number | Percentage | Strongly Agree | 6 | 35.29% | Agree | 9 | 52.94% | Uncertain | 0 | 0% | Disagree | 0 | 0% | Strongly Disagree | 2 | 11.76% |  <p> ● Stron... ● Agree ● Stron... </p> |
| Choice | Number | Percentage | | | | | | | | | | | | | | | | | | | |
| Strongly Agree | 6 | 35.29% | | | | | | | | | | | | | | | | | | | |
| Agree | 9 | 52.94% | | | | | | | | | | | | | | | | | | | |
| Uncertain | 0 | 0% | | | | | | | | | | | | | | | | | | | |
| Disagree | 0 | 0% | | | | | | | | | | | | | | | | | | | |
| Strongly Disagree | 2 | 11.76% | | | | | | | | | | | | | | | | | | | |

| | | |
|----|--|--|
| 29 | The best features of the Course were | nothing good Ok good good completed agree good Not given by teacher Ok good good good good nothing good Good |
| 30 | The Course could have been improved by | nothing good No comments good good very well agree good Not Ok good good good good the course should be planned properly good |
| 31 | The University does not tolerate discrimination on any irrelevant distinction (e.g. race, age, gender) and is committed to work with diversity in a wholly positive way. Please indicate below anything in relation to this Course which may run counter to this objective | nothing good Ok good good agree good Good Ok good good good good good good |